

**WV**

**V**



Honda4Fun  
www.honda4fun.com

Courtesy of  
www.hondafour.com



**HONDA**  
**CB550F2**

**WV**

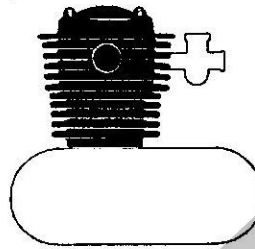
**WHITE P**

**3**  
**PARTS LIST**

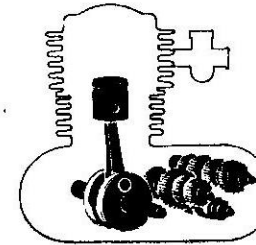
# CONTENTS - ENGINE GROUP

## CONTENTS


	Page
● Contents-Engine group .....	1
● Contents-Frame group .....	2
● Instruction for use of parts list .....	3
● How to use the flat rate time (F.R.T.) .....	6
● Model photograph .....	8
● Engine group .....	9
● Frame group .....	33
● Part No. index .....	85



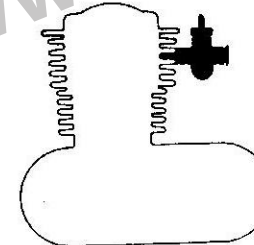
E- 1	Cylinder head cover .....	9
E- 2	Cylinder head .....	11
E- 3	Cylinder .....	12
E- 4	Camshaft - Valve .....	13
E- 5	Cam chain - Tensioner .....	14



E-13	Crankshaft - Piston .....	23
E-14	Primary shaft - Chain .....	25
E-15	Transmission - Kick spindle .....	27
E-16	Shift drum - Shift fork - Shift spindle .....	29

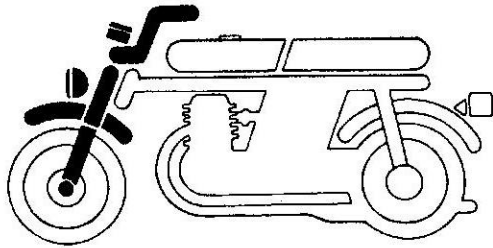


E- 6	Contact breaker - Advancer .....	15
E- 7	Right crankcase cover .....	16
E- 8	Clutch .....	17
E- 9	Generator .....	18
E-10	Left crankcase cover - Starting motor - Oil pump .....	19
E-11	Oil filter - Oil pan .....	21
E-12	Crankcase .....	22

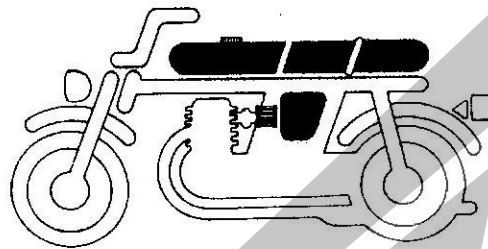


E-17	Carburetor .....	31
E-17-1	Carburetor (Component parts) .....	32

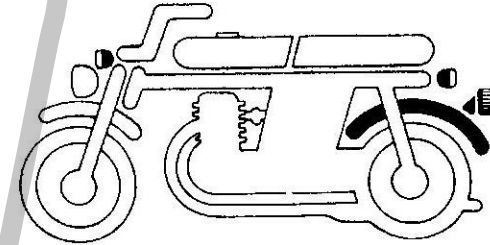
## CONTENTS - FRAME GROUP



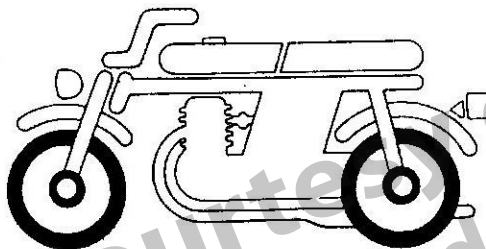
F- 1	Headlight (A, CM)	33
F- 1-1	Headlight (DK, DM, E, U)	34
F- 1-2	Headlight (ED, F, G)	35
F- 2	Speedometer · Tachometer · Pilot lamp · Key	37
F- 3	Handle lever · Switch · Cable	39
F- 4	Handle pipe · Top bridge · Stem	41
F- 5	Master cylinder · Brake hose	43
F- 6	Front fender	45
F- 7	Front fork	46



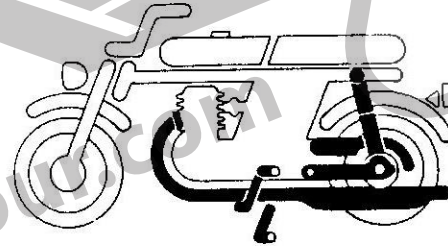
F-12	Fuel tank	55
F-13	Seat · Tool	56
F-14	Right side cover - Battery	58
F-15	Left side cover - Electric plate	59
F-16	Air cleaner	61



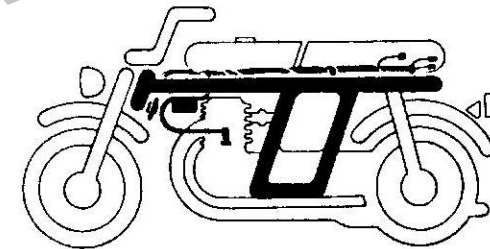
F-22	Rear fender	70
F-23	Winker (A, CM, DK, DM, U)	72
F-23-1	Winker (E, ED, F)	74
F-23-2	Winker (G)	76
F-24	Taillight (A, CM, DK, DM, U)	77
F-24-1	Taillight (E, ED, F)	78
F-24-2	Taillight (G)	80



F- 8	Front brake caliper	48
F- 9	Front wheel · Disk	49
F-10	Rear brake panel	51
F-11	Rear wheel	53



F-17	Exhaust muffler	63
F-18	Kick arm · Pedal	64
F-19	Stand · Step	65
F-20	Rear fork · Chain	67
F-21	Rear cushion (~2115988)	68
F-21-1	Rear cushion (2115989-)	69



F-25	Wire harness · Horn · Ignition coil	81
F-26	Frame body	83



### 3. Abbreviations

The following abbreviations are used in this parts list.

ASSY. .... Assembly	KPH ..... Kilometers per hour
COMP. .... Complete	MPH ..... Miles per hour
R. .... Right	L (100L) ..... Link (100Links)
L. .... Left	A.C. .... Alternating current
STD. .... Standard	D.C. .... Direct current
MM ..... Millimeter	IN. .... Inlet
G ..... Gram	EX. .... Exhaust
T (22T) ..... Tooth (22Teeth)	FR. .... Front
A ..... Ampere	RR. .... Rear
V ..... Volt	HEX. .... Hexagonal
W ..... Watt	

### 4. Dimensions

All dimensions are given in millimeters (mm) except in the case of steel balls, tires and tire tubes.

Parts	Example	Interpretation
Bolt (Screw)	6×12	6mm diameter, 12mm length
Pin	8×14	8mm diameter, 14mm length
O-Ring	9.5×1.6	9.5mm diameter, 1.6mm thickness
Oil seal	14×24×5	14mm inside diameter, 24mm outside diameter, 5mm thickness
Tube	5×130	5mm inside diameter, 130mm length

### 5. Supersedence of parts

Part numbers given under the part name in the "Description" column indicate that the part number has been superseded by that part number. HONDA may make such supersedence without notice.

### 6. Assemblies

Sections framed with broken lines in the exploded view drawings are available as complete assemblies. (Their individual parts can also be obtained.)

### 7. Required quantity

The number given in the "Reqd. No." column indicates the quantity of parts used in the section described in that block.

Parts with quantities in ( ) represent optional parts.

Part whose required number is "N", is part whose required number can be selected at need.

### 8. Part modifications and applicable serial numbers

In cases where a part has been modified, the serial number of the first vehicle (or frame, engine, carburetor) bearing the modification is listed in the "Serial No." column.

### 9. Models, area codes and applicable serial numbers

Models, area codes and applicable serial Nos. given in this parts list can be identified as follows.

Parts with area codes are exclusive for models destined for countries designated.

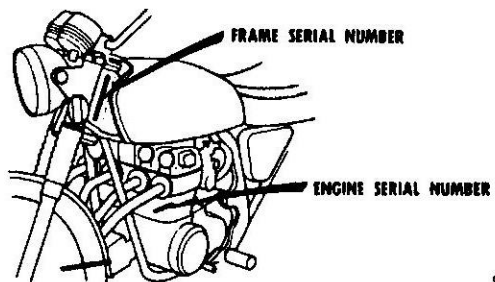
If no area codes are listed, parts are for common use.

Model	Area code	Type	Applicable engine serial No.	Applicable frame serial No.	Applicable carburetor identification No.
CB550F2	A	U.S.A.	CB550E-1135380~1154631	CB550F-2100001~2114871	069 <u>A</u>
	CM	Canada	CB550E-1142888~1153692	CB550F-2104002~2113901	
	E	England	CB550E-1143586~1155826	CB550F-2104672~2115998	
	ED	European direct sales	CB550E-1143580~1157420	CB550F-2104678~2116816	
	F	France	CB550E-1143582~1156353	CB550F-2104676~2116497	
	G	Germany	CB550E-1143584~1155481	CB550F-2104674~2115718	
	U	Australia	CB550E-1143575~1156371	CB550F-2104880~2116499	
	DK	General export (KPH)	CB550E-1154075~1157479	CB550F-2114672~2116886	
	DM	General export (MPH)	CB550E-1135380~1155981	CB550F-2116169~2116170	

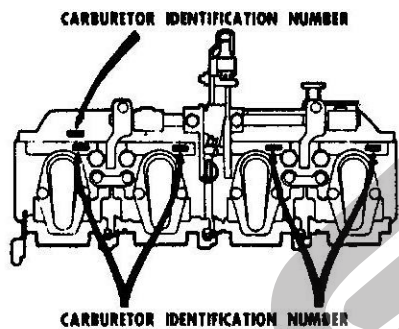
\*Of carburetor identification numbers, only the portions underlined in the example below are used for registration.

069 A A KC ア

10. Location of stamped serial number



B390-0A



B390-0B

11. This parts list is compiled as of July 20, 1978 and published as the final edition.

November 20, 1976  
HONDA MOTOR CO., LTD.

## HOW TO USE THE FLAT RATE TIME (F.R.T.)

This F.R.T. (Flat Rate Time) is used to determine the standard labor time allowed for replacement of parts covered by the warranty during the period the warranty is in effect. The F.R.T. for those parts which are not listed herein should be determined from the operation closely related to the replacement of that part.

### 1. The F.R.T. is based on the following servicing conditions.

- A liberal allowance is added to the net servicing time.
- Standard times specified are based on the condition that the necessary servicing tools listed in the service manual (motorcycle) which describes the HONDA service policy are available close at hand and the work performed by a mechanic with normal skill.
- Time required for inspection and operational test following the servicing is included in the F.R.T.

### 2. Method of computing

The job times are listed in tenth of an hour to simplify computation.

- (Example) 0.3 = 18 minutes  
5.6 = 5 hours and 36 minutes

CONVERSION CHART			
Hours	Minutes	Hours	Minutes
0.1	6	0.6	36
0.2	12	0.7	42
0.3	18	0.8	48
0.4	24	0.9	54
0.5	30	1.0	60

### 3. Computing the F.R.T.

When several jobs are performed at the same time, make the calculation in the following manner.

#### a. Jobs of non duplicated nature

The F.R.T. for the job is obtained by totalling the F.R.T. for each part replaced.

(Example) Replacement of cylinder and clutch spring.

Service item	F.R.T.
Cylinder	2.7
Clutch spring	0.7

The F.R.T. for the job is :  $2.7 + 0.7 = 3.4$

#### b. Jobs of duplicated nature

Take the F.R.T. for the last part to be replaced.

(Example) Replacement of piston and cylinder head gasket.

Service item	F.R.T.
Cylinder head gasket	2.1
Piston	2.9

The F.R.T. for the job is : 2.9

#### c. Jobs of partially related nature

Total up the F.R.T. for all of the parts replaced and then subtract the F.R.T. for the duplicated operation.

(Example) Replacement of gear shift drum and crankshaft assembly.

Service item	F.R.T.
Gear shift drum	☆5.2
Crankshaft	☆7.5
Crankcase disassembly	☆5.0

The F.R.T. for the job is :  $(5.2 + 7.5) - 5.0 = 7.7$

Crankcase disassembly is the duplicated operations.

● The F.R.T. shown with (☆) includes engine removal and installation.

4. Operations other than replacing parts.

a. Removal and installation

No.	Service item	F.R.T.
1	Engine	2.7
2	Cylinder head	2.1
3	Carburetor	0.8

b. Adjustment, measurement and cleaning

Engine

No.	Service item	F.R.T.
1	Point-adjustment (including ignition timing adjustment)	0.4
2	Ignition timing-adjustment	0.3
3	Spark plug-adjustment and cleaning	0.5
4	Tappet adjustment	0.7
5	Carburetor idle-adjustment	0.2
6	Engine oil-inspection (excluding oil change)	0.2
7	Clutch-adjustment	0.3
8	Cleaner element-cleaning	0.3
9	Compression-pressure measurement	0.2
10	Battery-checking of electrolyte level and gravity	0.2
11	Carburetor-float level measurement	1.1
12	Oil filter cleaning	0.3
13	Throttle operation-adjustment	0.1
14	Carburetor synchronization-adjustment	0.6


Frame

No.	Service item	F.R.T.
1	Brake-adjustment (front)	0.1
2	Brake-adjustment (rear)	0.1
3	Brake-operation test	0.1
4	Headlight-aimings	0.2
5	Drive chain (includes tension adjustment however, dose not include sprocket)	0.1
6	Front wheel balance	0.8
7	Rear wheel balance	0.9

c. Overhaul

No.	Service item	F.R.T.
1	Carburetor	3.2





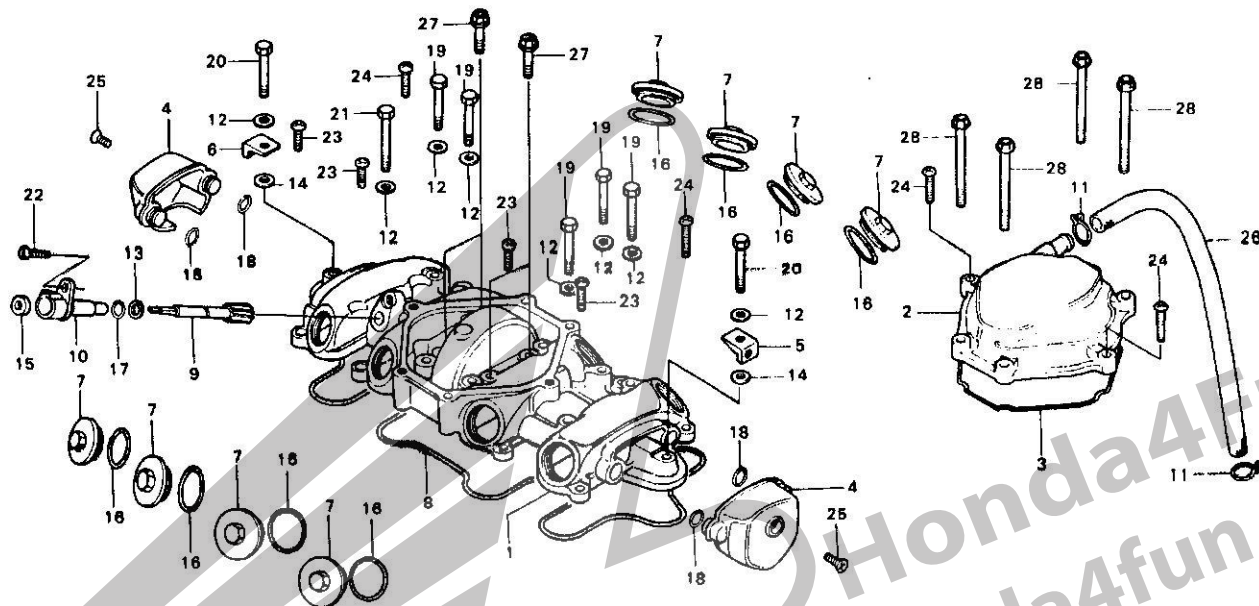
CB550F2-A

Courtesy  
www.honda4fun.com

Honda4Fun  
www.honda4fun.com

# E-1

## Cylinder head cover



B404-1

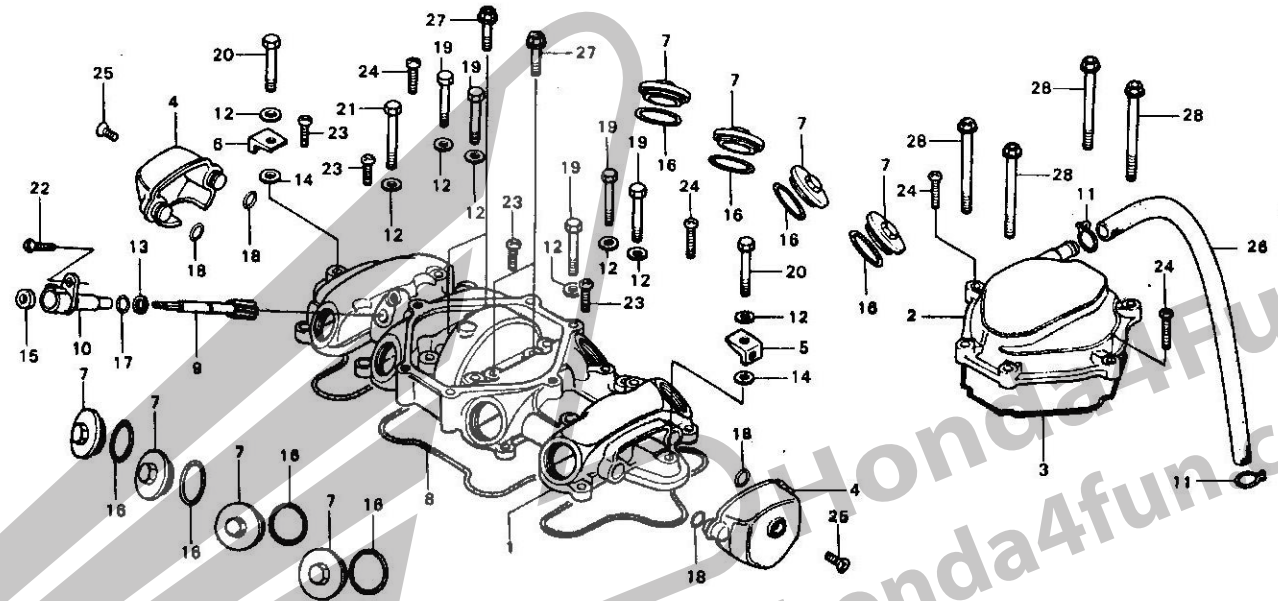
Service item	F.R.T.	Ref. No.	Part No.	Description	Reqd. No. CB550F2	Serial No.	Area code
CYLINDER HEAD COVER	1.5	1	12310-323-C10	COVER, CYLINDER HEAD	1		
TACHOMETER GEAR and its related parts.	1.1	2	12320-374-000	COVER COMP., BREATHER	1		
CYLINDER HEAD COVER GASKET	1.0	3	12329-323-000	GASKET, BREATHER COVER	1		
BREATHER COVER	0.3	4	12330-323-C00	COVER, CYLINDER HEAD SIDE	2		
CYLINDER HEAD SIDE COVER	0.1	5	12335-323-000	PLATE A, CYLINDER HEAD SIDE COVER SETTING	1		
and its related parts. • One or all		6	12336-323-000	PLATE B, CYLINDER HEAD SIDE COVER SETTING	1		
		7	12361-300-000	CAP, TAPPET ADJUSTING HOLE	8		
		8	12391-323-000	GASKET, CYLINDER HEAD COVER	1		
		9	12431-323-000	GEAR, TACHMETER	1		
		10	12451-323-000	CAP, TACHMETER	1		
		11	15772-551-C00	CLIP, TUBE	2		
		12	90425-300-C00	WASHER, 11MM	8		
		13	90451-292-C00	WASHER, THRUST, 7MM	1		
		14	90485-001-000	WASHER, 6.5MM	2		
		15	91211-286-C03	OIL SEAL, 4.8X14.5X4	1		
		16	91302-001-C20	O-RING, 30.8MM	8		
		17	91309-035-000	O-RING, 11X2.5	1		
		18	91319-323-000	O-RING, 6X3	4		
		19	92000-C6040	BOLT, HEX., 6X40	5		
		20	92000-C6045	BOLT, HEX., 6X45	2		
		21	92000-C6050	BOLT, HEX., 6X50	1		
		22	93500-C6016	SCREW, PAN, 6X16	1		
		23	93500-C6020	SCREW, PAN, 6X20	4		
		24	93500-C6025	SCREW, PAN, 6X25	4		

1978.07.20

ENGINE GROUP

# E-1

## Cylinder head cover

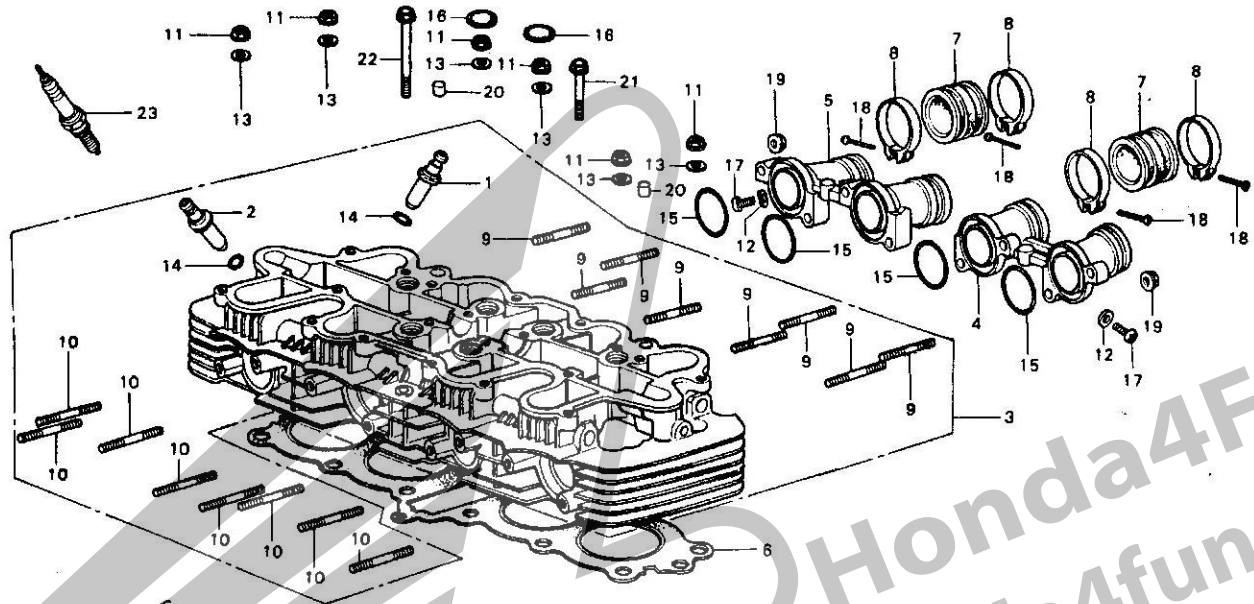


B404-1

Service item	F.R.T.	Ref. No.	Part No.	Description	Reqd. No. CB550F2	Serial No.	Area code
		25	93700-06010-02	SCREW, OVAL, 6X10	2		
		26	95005-12420-20	TUBE, 12X420	1		
		27	95700-06032-00	BOLT, FLANGE, 6X32	4		
		28	95700-06065-00	BOLT, FLANGE, 6X65	4		

# E-2

## Cylinder head



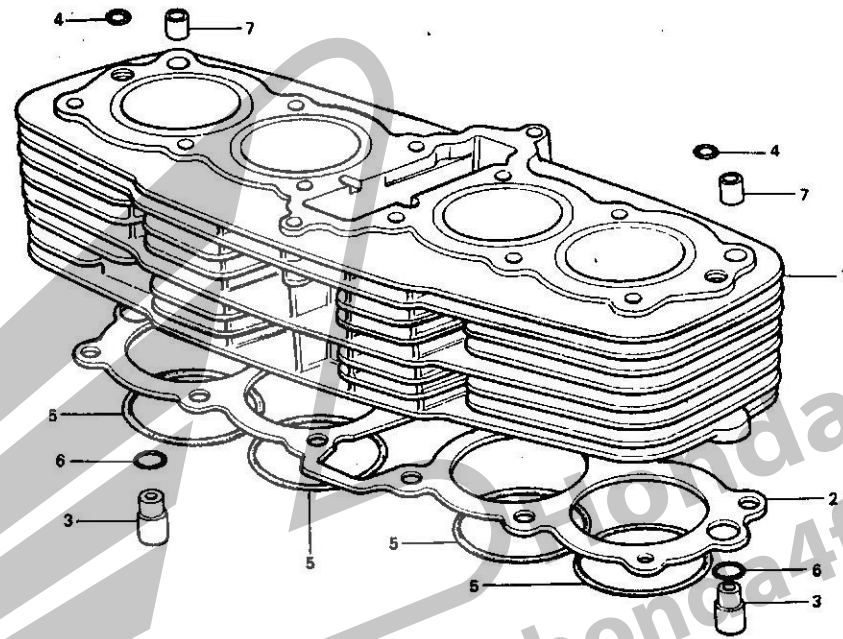
Коррпаккиг сет 06110-390-010

B390-72

Service item	F.R.T.	Ref. No.	Part No.	Description	Reqd. No. CB550F2	Serial No.	Area code
CYLINDER HEAD COMP. • Valve rapping included	4.2	1	12021-323-300	GUIDE, IN. VALVE	4		
		2	12023-323-300	GUIDE, EX. VALVE	4		
VALVE GUIDE	2.7	3	12200-374-000	HEAD COMP., CYLINDER	1		
• Reaming included add 0.2 Valve seat refacing excluded if it refaced add more 0.2	2.1	4	12241-323-000	MANIFOLD A, IN.	1		
		5	12242-323-000	MANIFOLD B, IN.	1		
CYLINDER HEAD GASKET	1.3	6	12251-374-005	GASKET, CYLINDER HEAD	1		
6 x 32 STUD BOLT	1.3	7	16211-323-000	INSULATOR, CARBURETOR	4		
• Add 0.1		8	17256-053-010	BAND B, CLEANER CONNECTING TUBE	8		
IN. MANIFOLD	1.2	9	90043-323-300	BOLT, STUD, 6X32	8		
CARBURETOR INSULATOR	1.0	10	90044-323-300	BOLT, STUD, 6X40	8		
• One or all		11	90236-300-000	NUT, FLANGE, 8MM	12		
6 x 40 STUD BOLT	0.5	12	90452-323-000	WASHER, THRUST, 5MM	4		
• Add 0.1		13	90485-035-000	WASHER, 14MM	12		
SPARK PLUG	0.1	14	91301-200-000	O-RING, 10X1.6	8		
		15	91302-001-020	O-RING, 30.8MM	4		
		16	91318-300-013	RUBBER, SEALING	6		
		17	93500-05006-0A	SCREW, PAN, 5X6	4		
		18	93500-05020-0A	SCREW, PAN, 5X20	8		
		19	94050-06000	NUT, FLANGE, 6MM	8		
		20	94302-10160	PIN B, DDWEL, 10X16	2		
		21	95700-06032-00	BOLT, FLANGE, 6X32	1		
		22	95700-06065-00	BOLT, FLANGE, 6X65	1		
		23	98069-57711	PLUG, SPARK (D-7ES NGK)	4		A, CK, DM, E, ED, F, G, U
			98069-57716	PLUG, SPARK (D7ES NGK)	4		CM
			98069-57723	PLUG, SPARK (X22ES ND)	4		A, DK, DM, E, ED, F, G, U
			98069-57726	PLUG, SPARK (X22ESR-U ND)	4		CM
			1578.07.20				

# E-3

## Cylinder

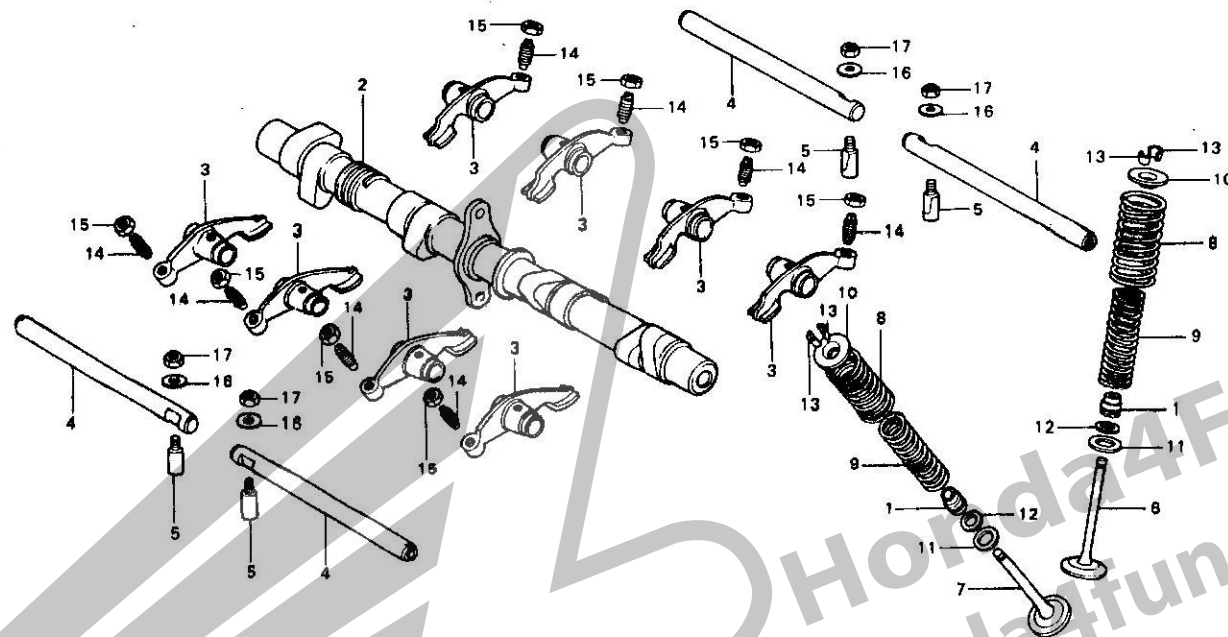


8374-21

Service item	F.R.T.	Ref. No.	Part No.	Description	Reqd. No. CB550F2	Serial No.	Area code
CYLINDER COMP./GASKET • Boring honing excluded.	2.7	1	12100-374-000	CYLINDER COMP.	1	1156030	1156029
			12100-374-010	CYLINDER COMP.	1		
		2	12191-374-000	GASKET, CYLINDER	1		
		3	12238-323-000	VALVE, OIL CONTROL	2		
		4	91301-323-000	O-RING, 5X2.4	2		
		5	91304-286-000	O-RING, 61.0X3.0	4		
		6	91309-C35-000	O-RING, 11X2.5	2		
7	94301-12180	PIN A, DOWEL, 12X18	2				

# E-4

## Camshaft • Valve



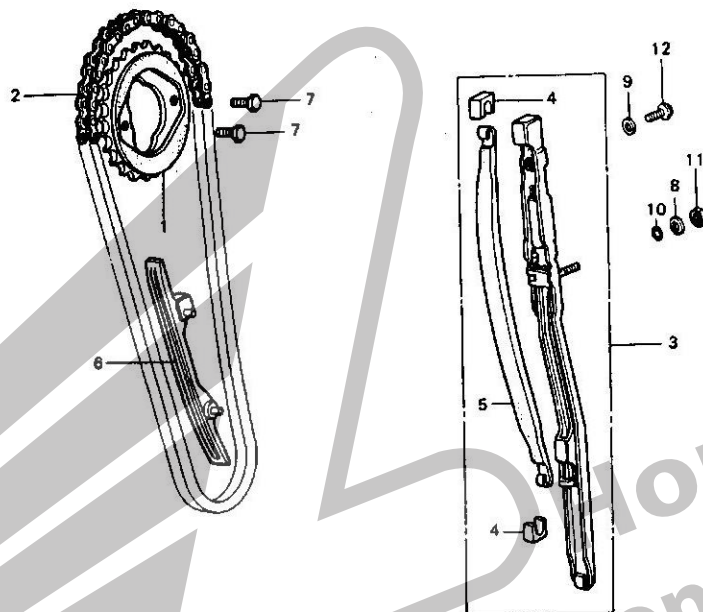
B404-3

Service item	F.R.T.	Ref. No.	Part No.	Description	Reqd. No. CB550F2	Serial No.	Area code
VALVE	2.5	1	12209-333-005	SEAL, VALVE STEM (NIPPON)	8		
• Add 0.2 Reaming included		2	14101-323-000	CAMSHAFT	1		
VALVE SPRING and its related parts.	2.4	3	14431-324-000	ARM, VALVE ROCKER	8		
• Add 0.1		4	14451-323-020	SHAFT, ROCKER ARM	4		
CAMSHAFT	1.7	5	14456-390-000	PIN, VALVE ROCKER ARM SHAFT	4		
VALVE ROCKER ARM and its related parts.	0.8			COTTER			
		6	14711-107-020	VALVE, IN.	4		
		7	14721-323-005	VALVE, EX. (MITSUBISHI)	4		
		8	14751-107-010	SPRING, VALVE (OUTER)	8		
		9	14761-107-010	SPRING, VALVE (INNER)	8		
		10	14771-107-020	RETAINER, VALVE SPRING	8		
		11	14775-107-000	SEAT, VALVE SPRING OUTER	8		
		12	14776-107-010	SEAT, VALVE SPRING INNER	8		
		13	14781-107-020	COTTER, VALVE	16		
		14	90012-300-000	SCREW, TAPPET ADJUSTING	8		
		15	90206-250-000	NUT, TAPPET ADJUSTING	8		
		16	90474-704-000	WASHER, 6X17	4		
		17	94001-06000	NUT, HEX., 6MM	4		

1978.07.20

# E-5

## Cam chain • Tensioner

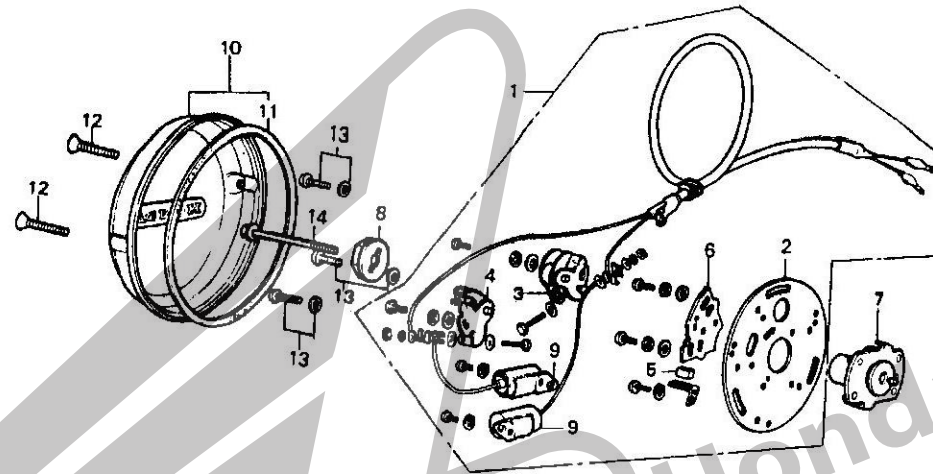


B374-23

Service item	F.R.T.	Ref. No.	Part No.	Description	Reqd. No. CB550F2	Serial No.	Area code
CAM CHAIN	*7.8	1	14321-323-000	SPROCKET, CAM	1		
CAM CHAIN TENSIONER COMP./CAM CHAIN	2.7	2	14401-323-003	CHAIN, CAM	1		
GUIDE		3	14500-323-000	TENSIONER COMP., CAM CHAIN	1		
CAM SPROCKET	1.7	4	14501-323-000	DAMPER, CAM CHAIN TENSIONER	2		
		5	14520-323-000	SLIPPER, CAM CHAIN TENSIONER	1		
		6	14611-323-000	GUIDE, CAM CHAIN	1		
		7	90081-246-000	BOLT, KNOCK, 7X12	2		
		8	90442-035-000	WASHER, SEALING, 6MM	1		
		9	90481-250-000	WASHER A, 6.5MM	1		
		10	91305-323-000	O-RING, 5.8X1.9	1		
		11	94001-06000	NUT, HEX., 6MM	1		
		12	95700-06022-00	BOLT, FLANGE, 6X22	1		

# E-6

## Contact breaker • Advancer



B390-5

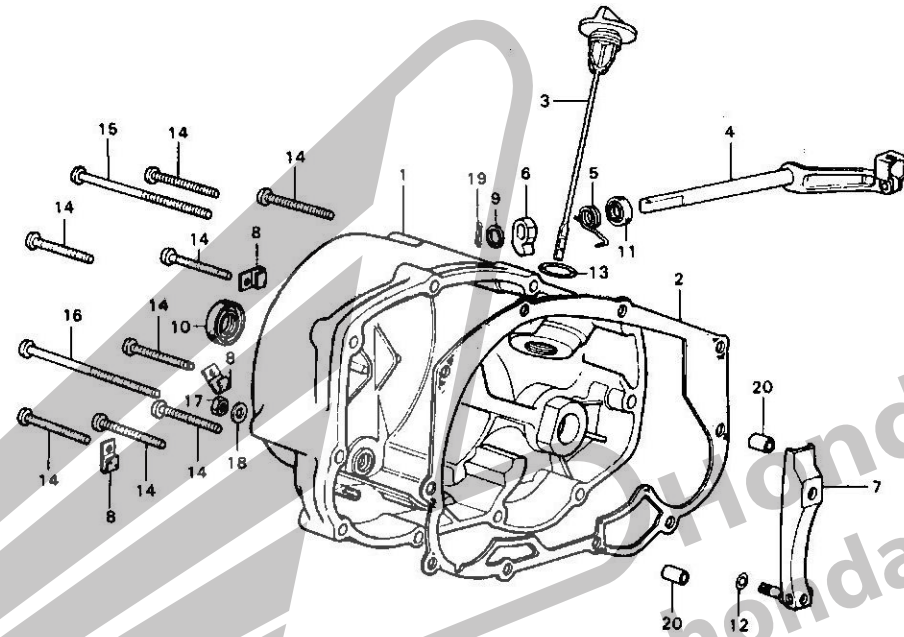
Service item	F.R.T.	Ref. No.	Part No.	Description	Reqd. No. CB550F2	Serial No.	Area code
CONTACT BREAKER BASE PLATE	0.9	1	30200-323-005	BREAKER ASSY., CONTACT (HITACHI)	1		
CONTACT BREAKER and its related parts • Add 0.1	0.6		30200-323-154	BREAKER ASSY., CONTACT (TCYO)	1		
CONTACT BREAKER ASSY./SPARK ADVANCER	0.5	2	30201-300-015	PLATE, CONTACT BREAKER BASE (HITACHI)	1		
CONDENSER • Add 0.1	0.3		30201-300-154	PLATE, CONTACT BREAKER BASE (TOYO)	1		
POINT COVER/OIL FELT	0.1	3	30203-300-005	BREAKER, CONTACT (184 HITACHI)	1		
			30203-300-154	BREAKER, CONTACT (184 TOYO)	1		
		4	30204-300-005	BREAKER, CONTACT (283 HITACHI)	1		
			30204-300-154	BREAKER, CONTACT (283 TOYO)	1		
		5	30205-003-005	FELT, OIL (HITACHI)	1		
			30205-300-154	FELT, OIL (TOYO)	1		
		6	30215-300-005	PLATE, BREAKER SHIFT (HITACHI)	1		
			30215-300-154	PLATE, BREAKER SHIFT (TOYO)	1		
		7	30220-323-005	ADVANCER ASSY., SPARK (HITACHI)	1		
			30220-323-154	ADVANCER ASSY., SPARK (TOYO)	1		
		8	30233-300-000	WASHER, SPECIAL	1		
		9	30250-300-005	CONDENSER COMP. (HITACHI)	2		
			30250-300-154	CONDENSER COMP. (TCYO)	2		
		10	30370-323-000	COVER COMP., POINT	1		
		11	30372-300-300	GASKET, POINT COVER	1		
		12	93700-06032	SCREW, DYAL, 6X32	2		
		13	93891-05012-00	SCREW-WASHER, 5X12	3		
		14	95700-06055-00	BOLT, FLANGE, 6X55	1		

1978.07.20



# E-7

## Right crankcase cover

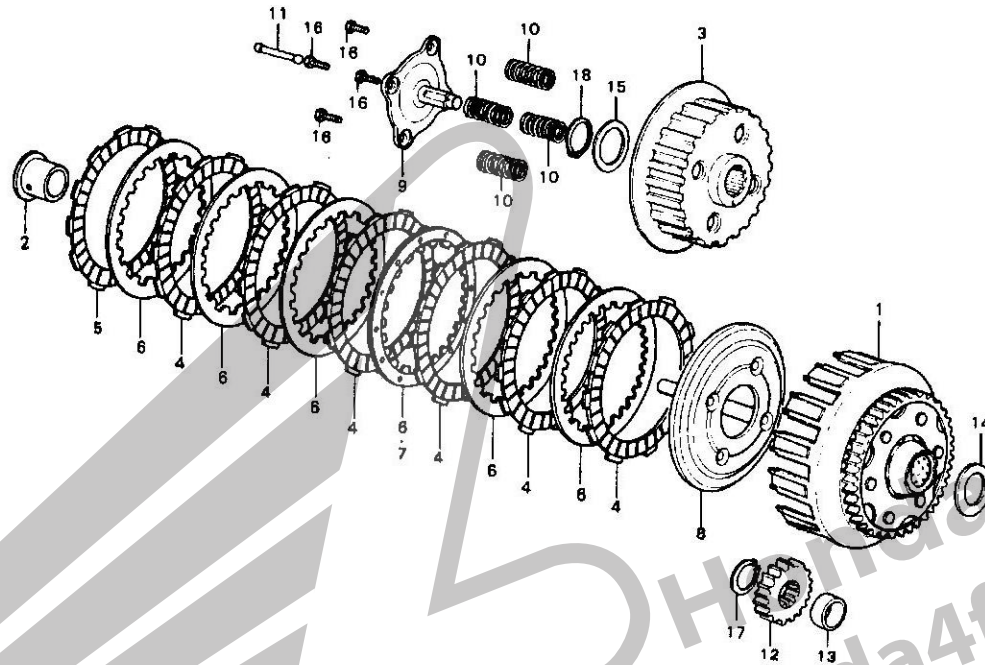


B390-6

Service item	F.R.T.	Ref. No.	Part No.	Description	Reqd. No. CB550F2	Serial No.	Area code
R. CRANKCASE COVER/CLUTCH LEVER and its related parts.	0.7	1	11331-390-000	COVER, R. CRANKCASE	1		
		2	11394-390-000	PACKING, R. CRANKCASE	1		
R. CRANKCASE PACKING/18 x 29 x 7 OIL SEAL	0.6	3	15650-323-000	GAUGE, OIL LEVEL	1		
		4	22710-374-010	LEVER COMP., CLUTCH	1		
		5	22819-374-000	SPRING, CLUTCH LEVER	1		
		6	22821-116-000	CAM, CLUTCH LIFTER	1		
		7	22831-333-010	LEVER COMP., CLUTCH ADJUSTING	1		
		8	32111-323-000	CLAMPER, CORD	3		
		9	90471-333-000	WASHER, 10MM	1		
		10	91204-286-003	OIL SEAL, 18X29X7	1		
			91204-286-005	OIL SEAL, 18X29X7	1		
		11	91206-333-003	OIL SEAL, 10X16X4.5	1		
		12	91301-704-000	O-RING, 6MM	1		
		13	91354-702-000	O-RING, 23MM	1		
		14	93500-06032	SCREW, PAN, 6X32	8		
		15	93500-06075	SCREW, PAN, 6X75	1		
		16	93500-06080	SCREW, PAN, 6X80	1		
		17	94001-C6C00	NUT, HEX., 6MM	1		
		18	94101-06000	WASHER, PLAIN, 6MM	1		
		19	94201-20150	PIN, SPLIT, 2.0X15	1		
		20	94301-CB140	PIN A, DOWEL, 8X14	2		

# E-8

## Clutch



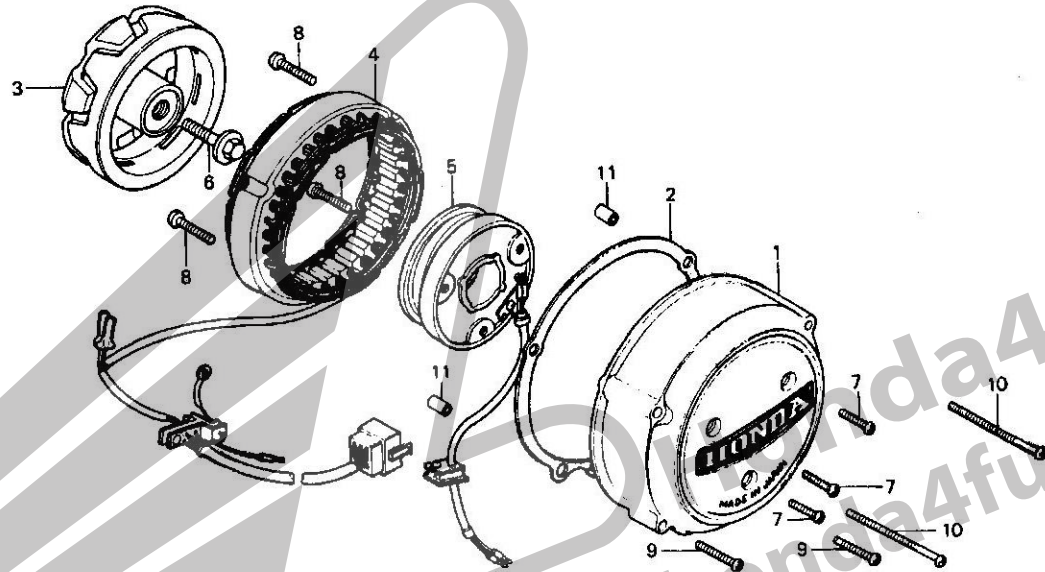
B390-7-1

Service Item	F.R.T.	Ref. No.	Part No.	Description	Reqd. No. CB550F2	Serial No.	Area code
CLUTCH OUTER/CLUTCH CENTER and those related parts	0.9	1	22100-390-000	OUTER COMP., CLUTCH (63T)	1		
		2	22116-390-300	COLLAR, 25MM	1		
CLUTCH LIFTER PLATE/SPRING	0.7	3	22120-390-000	CENTER COMP., CLUTCH	1		
		4	22201-286-C10	DISK, CLUTCH FRICTION	6		
CLUTCH LIFTER ROD	0.6	5	22202-390-000	DISK B, CLUTCH FRICTION	1		
		6	22321-374-000	PLATE, CLUTCH	6		1135188
			22321-329-000	PLATE B, CLUTCH	5	1139189	
			22322-390-000	PLATE COMP. B, CLUTCH	1	1139189	
			22350-390-000	PLATE, CLUTCH PRESSURE	1		
			22360-390-000	PLATE COMP., CLUTCH LIFTER	1		
			22401-374-000	SPRING, CLUTCH	4		
			22850-333-000	ROD, CLUTCH LIFTER	1		
			23103-374-000	GEAR, PRIMARY DRIVE (24T)	1		
			23105-323-000	COLLAR, 22X13.6	1		
			90455-374-000	WASHER, THRUST, 25MM	1		
			90458-323-C10	SPACER, 0.1MM	1		
			90459-323-010	SPACER, 0.3MM	1		
			90460-323-010	SPACER, 0.5MM	1		
			92020-06022	BOLT, HEX., 6X22	4		
			94510-20000	CIR CLIP, EXTERNAL, 20	1		
			94510-25150	CIR CLIP, EXTERNAL, 25	1		

1978.07.20

# E-9

## Generator

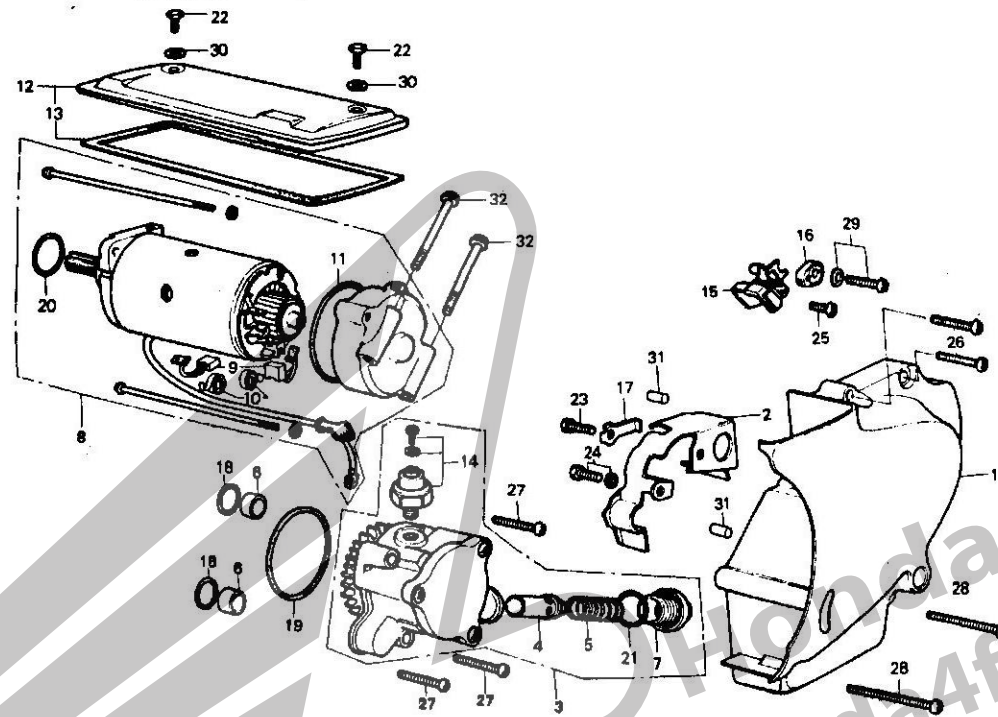


B404-4

Service item	F.R.T.	Ref. No.	Part No.	Description	Reqd. No. CB550F2	Serial No.	Area code
DYNAMO COVER/STATOR/FIELD COIL	0.5	1	11631-404-000	COVER, DYNAMO	1		
ROTOR COMP.	0.3	2	11691-323-000	GASKET, DYNAMO COVER	1		
DYNAMO COVER GASKET	0.2	3	31101-323-005	ROTOR COMP. (HITACHI)	1		
		4	31102-323-025	STATOR COMP. (HITACHI)	1		
		5	31103-390-005	COIL COMP., FIELD	1		
		6	90014-333-000	BOLT, UBS, 10X32	1		
		7	93500-06020	SCREW, PAN, 6X20	3		
		8	93500-06028	SCREW, PAN, 6X28	3		
		9	93500-06032	SCREW, PAN, 6X32	2		
		10	93500-06065	SCREW, PAN, 6X65	2		
		11	94301-08140	PIN A, DOWEL, 8X14	2		

# E-10

Left crankcase cover •  
Starting motor • Oil pump



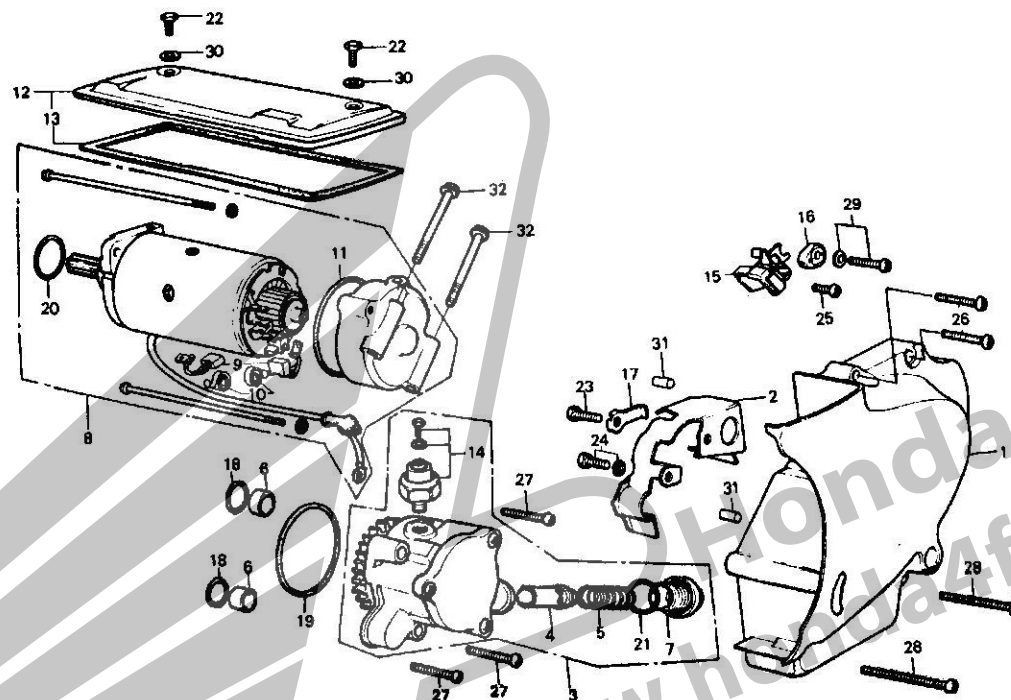
8390-9

Service item	F.R.T.	Ref. No.	Part No.	Description	Reqd. No. CB550F2	Serial No.	Area code
CARBON BRUSH SET	0.8	1	11341-374-010	COVER COMP., L. CRANKCASE	1		
STARTING MOTOR ASSY.	0.6	2	11353-363-000	PROTECTOR, CASE	1		
RELIEF VALVE and its related parts.	0.4	3	15100-390-000	PUMP ASSY., OIL	1		
OIL PUMP ASSY.	0.3	4	15140-300-010	VALVE, RELIEF	1		
• OIL PRESSURE SWITCH		5	15145-300-000	SPRING, RELIEF VALVE	1		
L. CRANKCASE COVER/CASE PROTECTOR/ NEUTRAL SWITCH ROTOR/STATOR	0.2	6	15155-323-000	COLLAR, O-RING	2		
STARTING MOTOR COVER	0.1	7	15331-323-003	CAP, OIL PATH	1		
		8	31200-323-C13	MOTOR ASSY., STARTING	1		
		9	31201-292-158	BRUSH SET, CARBON (MITSUBA)	1		
		10	31204-292-158	SPRING, CARBON BRUSH (MITSUBA)	2		
		11	31206-286-158	O-RING (MITSUBA)	1		
		12	31280-323-000	COVER COMP., STARTING MOTOR	1		
		13	31282-323-300	PACKING, STARTING MOTOR COVER	1		
		14	35500-333-014	SWITCH ASSY., OIL PRESSURE (ND)	1		
		15	35752-323-000	STATOR, NEUTRAL SWITCH	1		
		16	35753-323-000	ROTOR, NEUTRAL SWITCH	1		
		17	90532-323-000	WASHER, TONGUED, 6MM	1		
		18	91301-268-020	O-RING, 14MM	2		
		19	91302-250-C10	O-RING, 47MM	1		
		20	91309-300-000	O-RING, 24.4X3.1	1		
		21	91315-044-000	O-RING, 19.4X2.8	1		
		22	92000-06012-02	BOLT, HEX., 6X12	2		
		23	92000-06016	BOLT, HEX., 6X16	1		
		24	93482-06016-00	BOLT-WASHER, 6X16	1		
		25	93500-06012	SCREW, PAN, 6X12	1		

1578.07.20

# E-10

Left crankcase cover •  
Starting motor • Oil pump

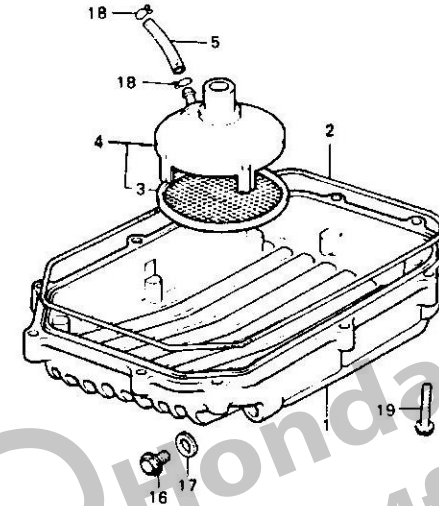
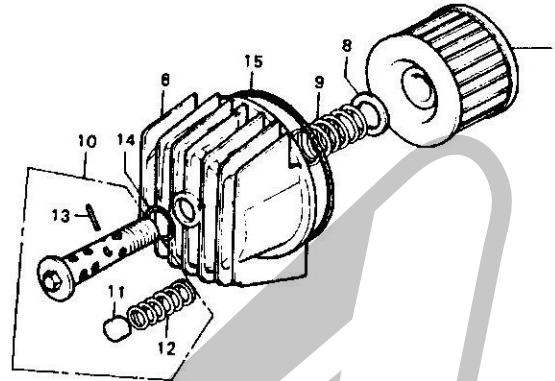


8300-0

Service item	F.R.T.	Ref. No.	Part No.	Description	Reqd. No. CB550F2	Serial No.	Area code
		26	93500-06032	SCREW, PAN, 6X32	2		
		27	93500-06035	SCREW, PAN, 6X35	3		
		28	93500-06055	SCREW, PAN, 6X55	2		
		29	93891-06020-00	SCREW-WASHER, 6X20	1		
		30	94101-06200	WASHER, PLAIN, 6MM	2		
		31	94302-06100	PIN B, DWEL, 6X10	2		
		32	95700-06055-00	BOLT, FLANGE, 6X55	2		

# E-11

## Oil filter • Oil pan



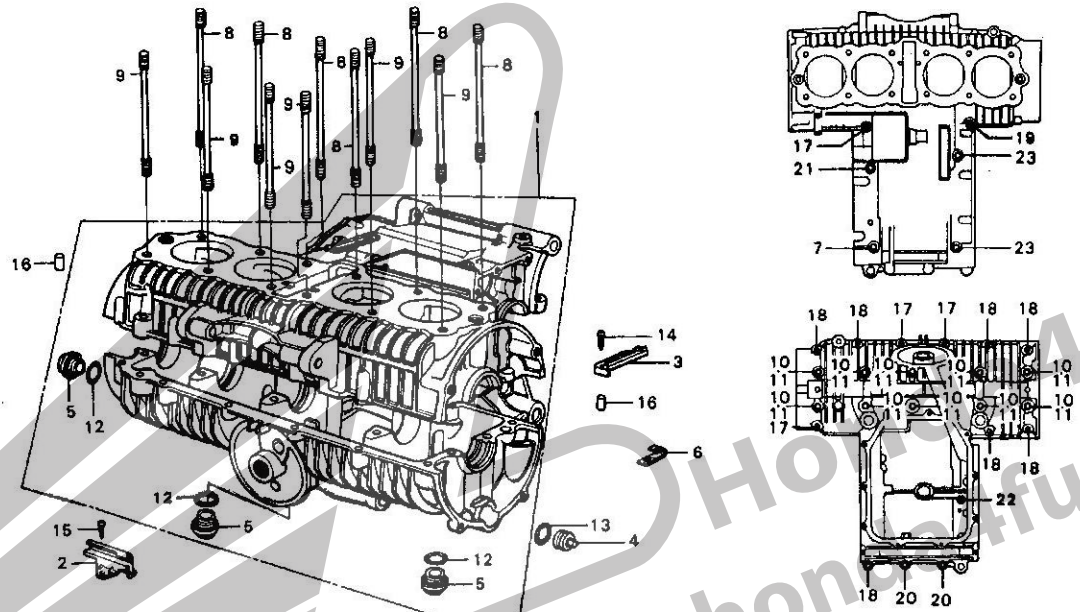
B390-10

Service item	F.R.T.	Ref. No.	Part No.	Description	Reqd. No. CB550F2	Serial No.	Area code
OIL PAN/OIL STRAINER	0.5	1	11210-323-000	PAN, OIL	1		
OIL FILTER ELEMENT and its related parts.	0.2	2	11398-323-000	GASKET, OIL PAN	1		
		3	13150-300-000	SCREEN, OIL STRAINER	1		
		4	15150-374-000	STRAINER ASSY., OIL	1		
		5	15154-374-000	PIPE, TRANSMISSION OIL	1		
		6	15411-300-010	CASE, OIL FILTER	1		
		7	15412-300-C24	ELEMENT, OIL FILTER (TOKYO ROKI)	1		
		8	15414-300-000	SEAT, OIL FILTER SPRING	1		
		9	15415-300-000	SPRING, OIL FILTER ELEMENT SET	1		
		10	15420-300-C20	BOLT, OIL FILTER CENTER	1		
		11	15473-300-300	VALVE, CHECK	1		
		12	15474-300-310	SPRING, CHECK VALVE	1		
		13	15477-300-300	PIN, SPRING SET	1		
		14	91302-028-000	O-RING, 15X2.5	1		
		15	91316-300-005	O-RING, 89X4.5	1		
		16	92800-12000	BOLT, DRAIN PLUG, 12MM	1		
		17	94109-12000	WASHER, DRAIN PLUG, 12MM	1		
		18	95002-70000	CLIP C11, TUBE	2		
		19	95700-06032-00	BOLT, FLANGE, 6X32	10		

1978.07.20

# E-12

## Crankcase

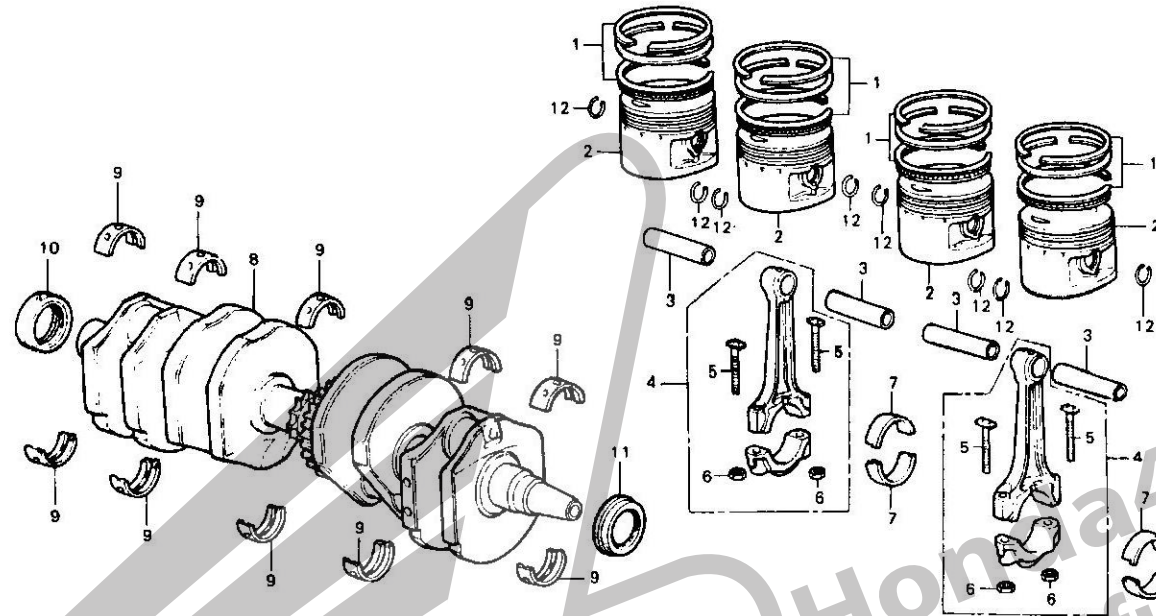


B404-5

Service item	F.R.T.	Ref. No.	Part No.	Description	Reqd. No. CB550F2	Serial No.	Area code
CRANKCASE SET	*8.0	1	11000-374-000	CRANKCASE SET	1		
CYLINDER STUD BOLT	2.8	2	11202-323-000	GUIDE A, OIL	1		
		3	11203-323-010	GUIDE B, OIL	1		
		4	11207-323-000	PLUG, OIL PATH	1		
		5	15332-300-000	CAP B, OIL PATH	3		
		6	32111-323-000	CLAMPER, CORD	1		
		7	90011-323-000	BOLT, FLANGE, 8X145	1		
		8	90033-323-000	BOLT A, CYLINDER STUD	6		
		9	90034-323-000	BOLT B, CYLINDER STUD	6		
		10	90084-323-000	BOLT, HEX., 8X100	10		
		11	90485-035-000	WASHER, 14MM	10		
		12	91315-044-000	O-RING, 19.4X2.8	3		
		13	91319-300-000	O-RING, 13X2.5	1		
		14	93901-25310	SCREW, TAPPING, 5X16	1		
		15	93901-26110	SCREW, TAPPING, 6X12	1		
		16	94302-10160	PIN B, DOWEL, 10X16	2		
		17	95700-06032-00	BOLT, FLANGE, 6X32	4		
		18	95700-06040-00	BOLT, FLANGE, 6X40	7		
		19	95700-06050-00	BOLT, FLANGE, 6X50	1		
		20	95700-06055-00	BOLT, FLANGE, 6X55	2		
		21	95700-06100-00	BOLT, FLANGE, 6X100	1		
		22	95700-06105-00	BOLT, FLANGE, 6X105	1		
		23	95700-08100-00	BOLT, FLANGE, 8X100	2		

# E-13

## Crankshaft - Piston



B374-25

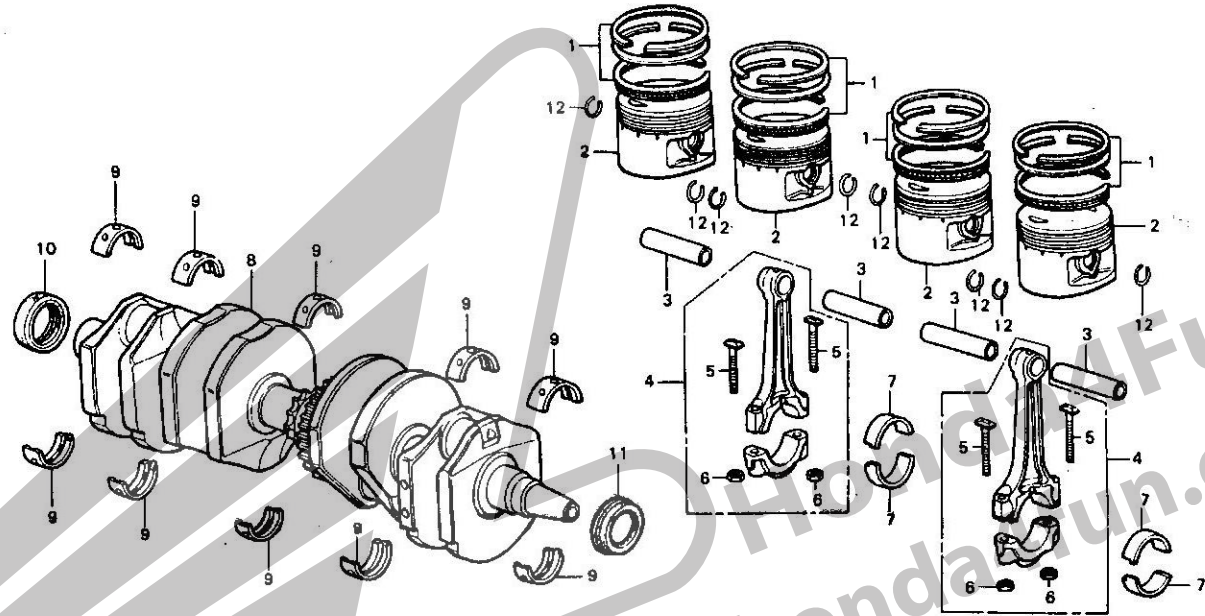
Service Item	F.R.T.	Ref. No.	Part No.	Description	Reqd. No. CB550F2	Serial No.	Area code
CRANKSHAFT COMP.	7.5	1	13011-374-004	RING SET, PISTON (STD. RIKEN)	4		
CRANKSHAFT BEARING	6.8		13021-374-000	RING SET, PISTON (0.25)	(4)		
• One or all.			13031-374-000	RING SET, PISTON (0.50)	(4)		
CONNECTING ROD/CONNECTING ROD BEARING	6.5		13041-374-000	RING SET, PISTON (0.75)	(4)		
• Add 0.4			13051-374-000	RING SET, PISTON (1.00)	(4)		
PISTON/PISTON RING SET	2.9	2	13101-374-000	PISTON (STD.)	4		
• Add 0.1			13102-374-000	PISTON (0.25)	(4)		
PISTON PIN	2.8	3	13103-374-000	PISTON (0.50)	(4)		
			13104-374-000	PISTON (0.75)	(4)		
			13105-374-000	PISTON (1.00)	(4)		
		4	13111-286-000	PIN, PISTON	4		
			13203-323-000	RCD CMP. C, CONNECTING	4		
			13204-323-000	RCD CMP. D, CONNECTING	4		
			13205-323-000	RCD CMP. E, CONNECTING	4		
			13206-323-000	RCD CMP. F, CONNECTING	4		
			13207-323-000	RCD CMP. G, CONNECTING	4		
		5	13213-333-003	BCLT, CONNECTING ROD (TOKAI)	8	1155613	
			13213-410-003	BCLT, CONNECTING RCD	8	1155614	
		6	13214-300-000	NUT, CONNECTING ROD	8		
		7	13215-323-003	BEARING A, CONNECTING ROD (DAIDD)	8		
			13216-323-003	BEARING B, CONNECTING ROD (DAIDD)	8		
			13217-323-003	BEARING C, CONNECTING ROD (DAIDD)	8		
			13218-323-003	BEARING D, CONNECTING ROD (DAIDD)	8		

1978.07.20



# E-13

## Crankshaft - Piston



8374-25

Service item	F.R.T.	Ref. No.	Part No.	Description	Reqd. No. CB550F2	Serial No.	Area code
--------------	--------	----------	----------	-------------	-------------------	------------	-----------

8			13300-323-000	CRANKSHAFT COMP.	1		
9			13315-323-000	BEARING A, CRANKSHAFT	10		
			13316-323-000	BEARING B, CRANKSHAFT	10		
			13317-323-000	BEARING C, CRANKSHAFT	10		
			13318-323-000	BEARING D, CRANKSHAFT	10		
10			91201-300-003	OIL SEAL, 30X42X8	1		
11			91201-323-005	OIL SEAL, 30X45X8	1		
12			94601-15000	CLIP, PISTON PIN, 15MM	8		

Selection table of connecting rod big end bearing

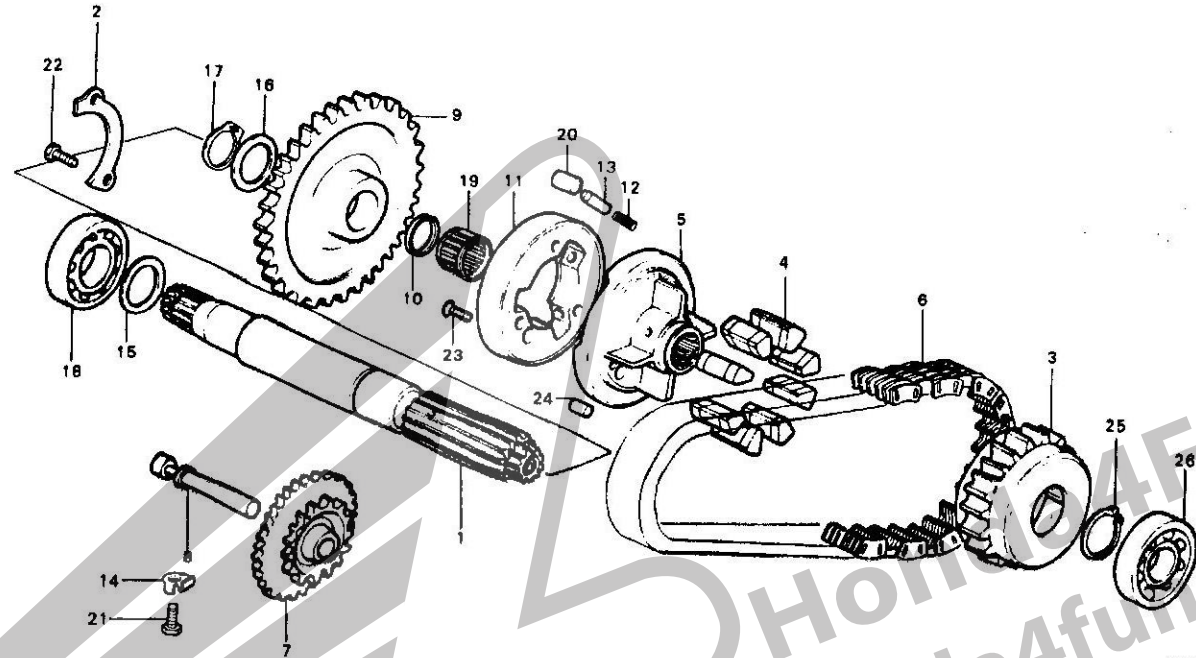
Connecting rod allowance		Crank pin allowance			
		A	38 <sup>φ</sup> +0.008 -0.004	B	38 <sup>φ</sup> -0.014 -0.004
		Bearing mark (color)	Clearance (μ)	Bearing mark (color)	Clearance (μ)
3	38 <sup>φ</sup> +0.021 +0.014	B (BROWN)	18~43	A (BLACK)	20~45
2	38 <sup>φ</sup> +0.014 +0.007	C (GREEN)	19~44	B (BROWN)	21~46
1	38 <sup>φ</sup> +0.007 -0	D (YELLOW)	20~45	C (GREEN)	22~47

Selection table of crankshaft journal main bearing

Crankcase allowance		Crankshaft journal allowance			
		1	33 <sup>φ</sup> +0 -0.010	2	33 <sup>φ</sup> -0.010 -0.020
		Bearing mark (color)	Clearance (μ)	Bearing mark (color)	Clearance (μ)
C	38 <sup>φ</sup> +0.008 -0.002	B (BROWN)	20~46	A (BLACK)	22~48
B	38 <sup>φ</sup> -0.010 -0.002	C (GREEN)	20~46	B (BROWN)	22~48
A	38 <sup>φ</sup> -0.018 -0.010	D (YELLOW)	20~46	C (GREEN)	22~48

# E-14

## Primary shaft - Chain



B300-13

Service item	F.R.T.	Ref. No.	Part No.	Description	Reqd. No. CB550F2	Serial No.	Area code
PRIMARY DRIVE CHAIN	±7.6	1	23100-323-000	SHAFT COMP., PRIMARY	1		
STARTER REDACTION GEAR	±5.0	2	23102-323-000	PLATE, BEARING SET	1		
PRIMARY SHAFT and its related parts.	±4.5	3	23111-323-010	SPROCKET, PRIMARY DRIVEN (28T)	1		
		4	23114-323-000	RUBBER, DAMPER	8		
		5	23121-323-010	HUB, PRIMARY DRIVE SPROCKET	1		
		6	23131-323-003	CHAIN, PRIMARY DRIVE	1		
		7	28101-323-000	GEAR, STARTER REDUCTION	1		
		8	28106-323-000	SHAFT, STARTER REDUCTION GEAR	1		
		9	28111-363-000	GEAR, STARTING CLUTCH	1		
		10	28112-323-000	SPACER, 25MM	1		
		11	28120-323-000	OUTER, STARTING CLUTCH	1		
		12	28125-323-000	SPRING, STARTING CLUTCH ROLLER	3		
		13	28126-323-000	CAP, STARTING CLUTCH ROLLER	3		
				SPRING			
		14	90433-283-000	WASHER, LOCK, 6MM	1		
		15	90456-323-000	WASHER, THRUST, 22MM	1		
		16	90555-700-000	WASHER, THRUST, 25MM	1		
		17	90602-259-C10	CIR CLIP, EXTERNAL, 25MM	1		
		18	91001-116-C08	BEARING, RADIAL BALL, 6322 (TOYO)	1		
		19	91007-323-C03	BEARING, NEEDLE, 25X29X17	1		
		20	91103-259-000	ROLLER, 10.2X11.5	3		
			91101-377-000	ROLLER, 10.2X11.5	3		
		21	92000-C6012	BCLT, HEX., 6X12	1		
		22	92000-06014	BOLT, HEX., 6X14	2		
		23	93600-06018	SCREW, FLAT, 6X18	3		

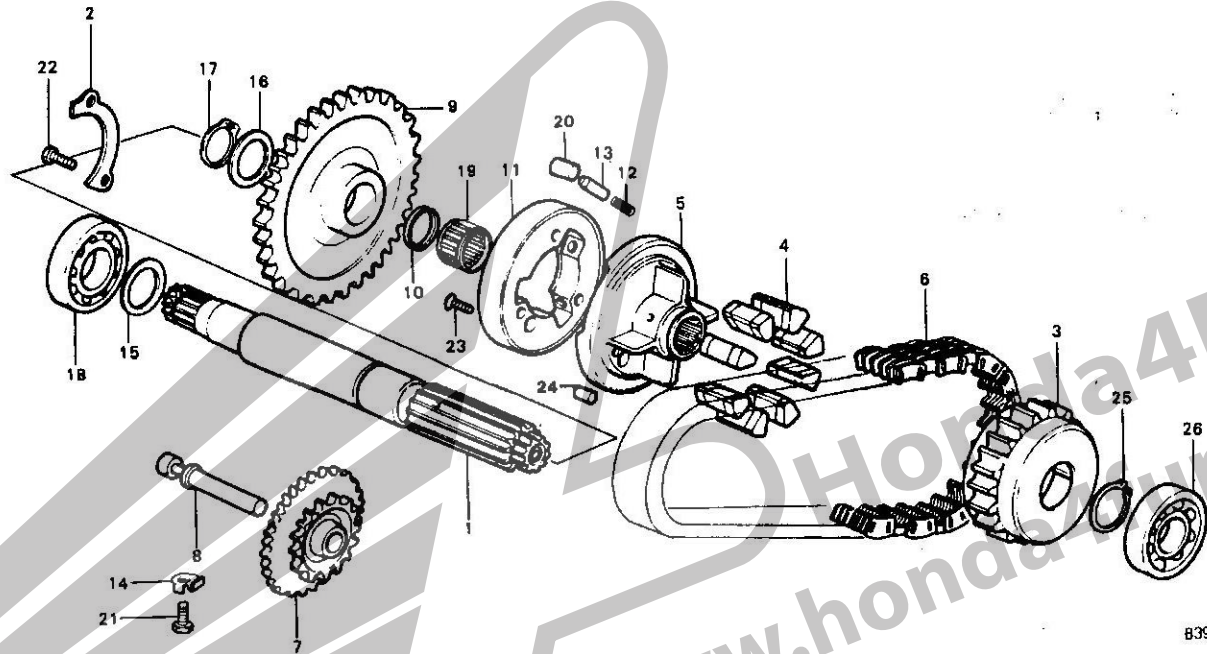
1578.07.20

R374-25

-0.010  
-0.020  
r  
ance  
al)  
~48  
~48  
~48

# E-14

## Primary shaft • Chain

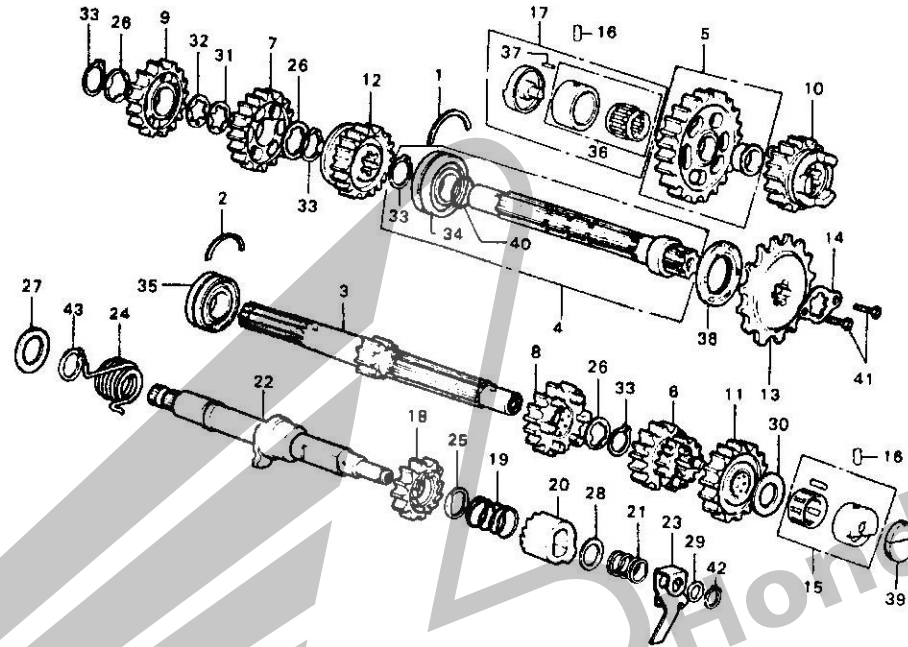


B390-13

Service item	F.R.T.	Ref. No.	Part No.	Description	Reqd. No. CB550F2	Serial No.	Area code
		24	94303-08140	PIN C, DOWEL, 8X14	1		
		25	94510-30000	CIR CLIP, EXTERNAL, 30	1		
		26	96100-62050	BEARING, RADIAL BALL, 6205	1		

# E-15

## Transmission • Kick spindle



R390-13

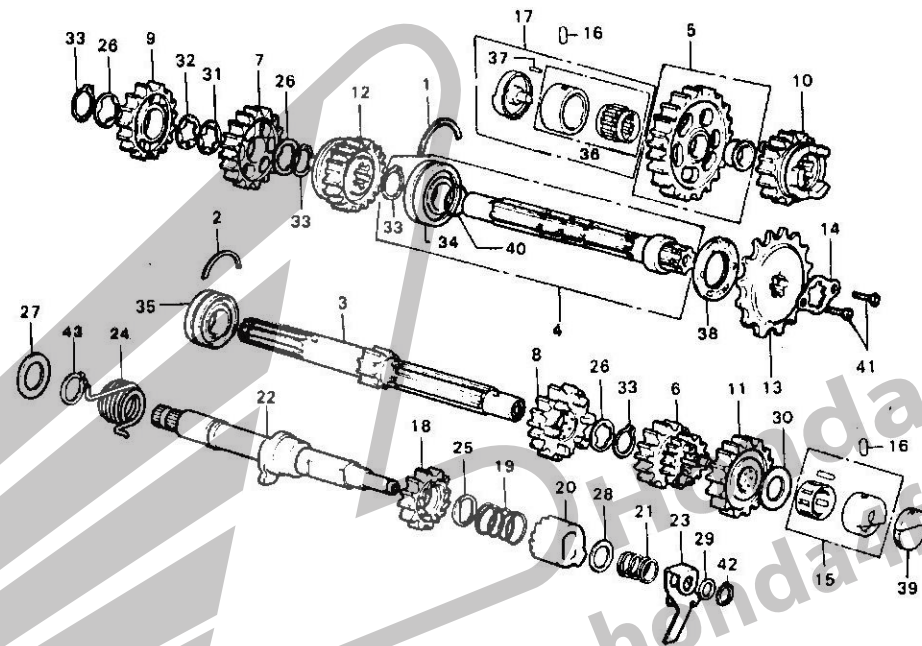
B390-14

Service item	F.R.T.	Ref. No.	Part No.	Description	Reqd. No. CB550F2	Serial No.	Area code
TRANSMISSION MAINSHAFT and its related parts.	5.4	1	13491-283-000	RING, BEARING SET, 57MM	1		
		2	13492-283-000	RING, BEARING SET, 52MM	1		
• TRANSMISSION COUNTERSHAFT COMP. and its related parts.		3	23210-374-000	MAINSHAFT COMP., TRANSMISSION (24T)	1		
• One motorcycle 5.7 at transmission.		4	23220-374-000	COUNTERSHAFT COMP., TRANSMISSION	1		
KICK STARTER SPINDLE and its related parts.	5.2	5	23420-374-000	GEAR, COUNTERSHAFT LOW (40T)	1		
KICK STARTER SPRING	0.6	6	23431-374-000	GEAR, MAINSHAFT SECOND THIRD (22T, 26T)	1		
DRIVE SPROCKET	0.2	7	23441-286-020	GEAR, COUNTERSHAFT SECOND (36T)	1		
		8	23450-390-000	GEAR COMP., MAINSHAFT FOURTH (28T)	1		
		9	23461-286-030	GEAR, COUNTERSHAFT THIRD (33T)	1		
		10	23471-286-010	GEAR, COUNTERSHAFT FOURTH (29T)	1		
		11	23480-390-000	GEAR COMP., MAINSHAFT TOP (30T)	1		
		12	23491-374-000	GEAR, COUNTERSHAFT TOP (27T)	1		
		13	23801-300-010	SPROCKET, DRIVE (17T)	1		
		14	23811-292-000	PLATE, DRIVE SPROCKET FIXING	1		
		15	23931-323-004	BEARINGS, NEEDLE, 20MM (KOYO)	1		
		16	24261-283-000	PIN, GEARSHIFT FORK GUIDE	2		
		17	25100-374-003	BEARING COMP., OIL PUMP (YAMADA)	1		
		18	28211-323-000	PINION, KICK STARTER	1		
		19	28215-216-000	SPRING, STARTER PINION SET	1		

1978.07.20

# E-15

## Transmission • Kick spindle

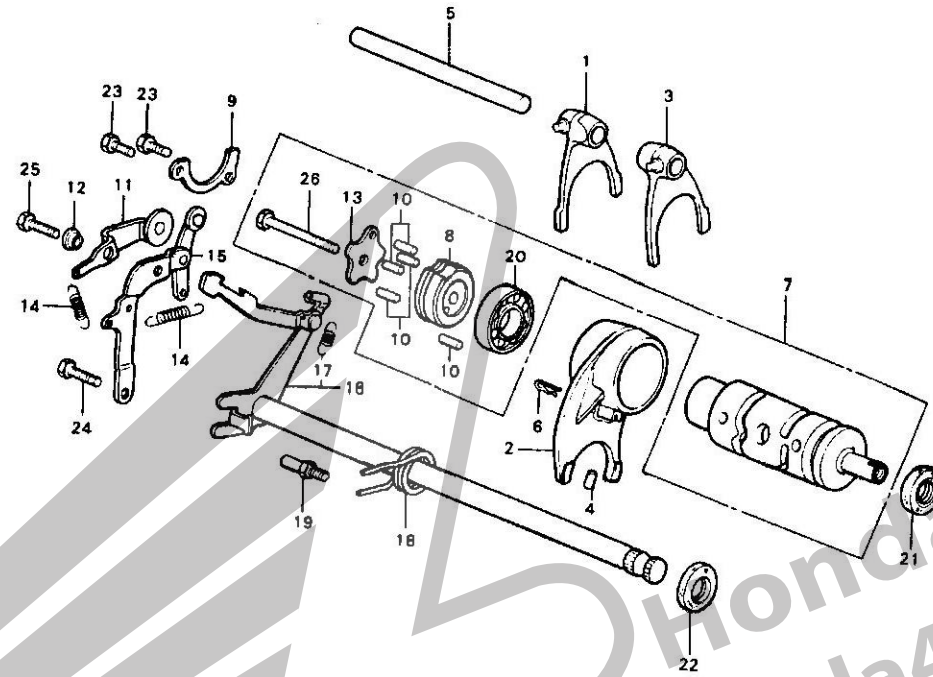


B390-14

Service item	F.R.T.	Ref. No.	Part No.	Description	Reqd. No. CB550F2	Serial No.	Area code
		20	28221-310-020	RATCHET, KICK STARTER	1		
		21	28223-216-C00	SPRING, KICK STARTER RATCHET	1		
		22	28251-323-000	SPINDLE, KICK STARTER	1		
		23	28258-310-010	PLATE, RATCHET GUIDE	1		
		24	28261-323-000	SPRING, KICK STARTER	1		
		25	90451-216-C00	WASHER, THRUST, 20MM	1		
		26	90451-286-000	WASHER A, THRUST, 25MM	3		
		27	90453-286-C03	WASHER, 18MM (KOYO)	1		
		28	90454-200-000	WASHER, THRUST, 15MM	1		
		29	90457-500-000	WASHER, CAM CHAIN GUIDE ROLLER THRUST	1		
		30	90458-292-000	WASHER, THRUST, 20MM	1		
		31	90461-286-000	WASHER B, THRUST, 25MM	1		
		32	90462-323-000	WASHER, LOCK, 25MM	1		
		33	90602-259-010	CIR CLIP, EXTERNAL, 25MM	4		
		34	91002-283-CC	BEARING, SPECIAL BALL, 5205	1		
		35	91002-286-008	BEARING, BALL, 5205HS (TOYO)	1		
		36	91022-374-003	BEARING, NEEDLE, 20MM (TCYO)	1		
		37	91103-374-003	PIN, OIL PUMP KNOCK (YAHADA)	1		
		38	91205-283-015	OIL SEAL, 33X57X7	1		
		39	91207-374-000	OIL SEAL, 34X8	1		
		40	91306-703-C00	O-RING, 24.5MM	1		
		41	92000-06C12	BOLT, HEX., 6X12	2		
		42	94510-1200C	CIR CLIP, EXTERNAL, 12	1		
		43	94510-1800C	CIR CLIP, EXTERNAL, 18	1		

# E-16

Shift drum • Shift fork •  
Shift spindle



B390-14

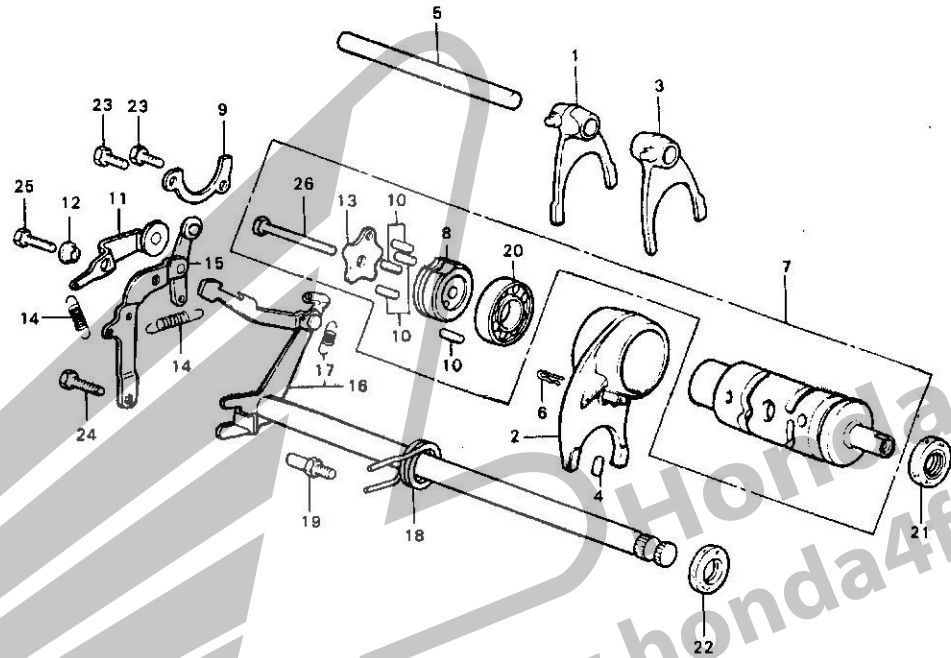
B390-15

Service item	F.R.T.	Ref. No.	Part No.	Description	Reqd. No. CB550F2	Serial No.	Area code
GEAR SHIFT DRUM/GEAR SHIFT FORK and those related parts.	5.2	1	24211-374-000	FORK, R. GEARSHIFT	1		
		2	24212-390-000	FORK, CENTER GEARSHIFT	1		
SHIFT DRUM STOPPER/GEAR SHIFT SPINDLE and those related parts.	1.1	3	24213-374-000	FORK, L. GEARSHIFT	1		
		4	24261-283-000	PIN, GEARSHIFT FORK GUIDE	1		
		5	24261-374-000	SHAFT, GEARSHIFT FORK	1		
		6	24263-286-000	CLIP, GEARSHIFT FORK GUIDE	1		
		7	24300-374-000	DRUM ASSY., GEARSHIFT	1		
		8	24302-374-000	CENTER, GEARSHIFT DRUM	1		
		9	24305-374-000	PLATE, BEARING SET	1		1144010
			24305-374-010	PLATE, BEARING SET	1	1144011	
		10	24421-230-000	PIN, GEARSHIFT	5		
		11	24430-390-000	STOPPER COMP., SHIFT DRUM	1		1151442
			24430-390-010	STOPPER COMP., SHIFT DRUM	1	1151443	
		12	24433-323-010	COLLAR, SHIFT DRUM STOPPER	1		
		13	24434-286-020	PLATE, DRUM STOPPER CAM	1		
		14	24435-323-020	SPRING, SHIFT DRUM STOPPER	2		
		15	24440-390-000	STOPPER COMP., SHIFT DRUM	1		
				NEUTRAL			
		16	24610-374-000	SPINDLE COMP., GEARSHIFT	1		
		17	24641-292-000	SPRING, GEARSHIFT ARM	1		
		18	24651-286-000	SPRING, GEARSHIFT RETURN	1		
		19	90015-286-000	PIN, RETURN SPRING	1		1151506
			24652-028-000	PIN, SHIFT RETURN SPRING	1	1151507	
		20	91008-374-003	BEARINGS, BALL, 16005 (TOYO)	1		
		21	91201-292-003	OIL SEAL, 12X25X4.5	1		
		22	91202-216-003	OIL SEAL, 14X24X5	1		

1978.07.20

# E-16

Shift drum • Shift fork •  
Shift spindle

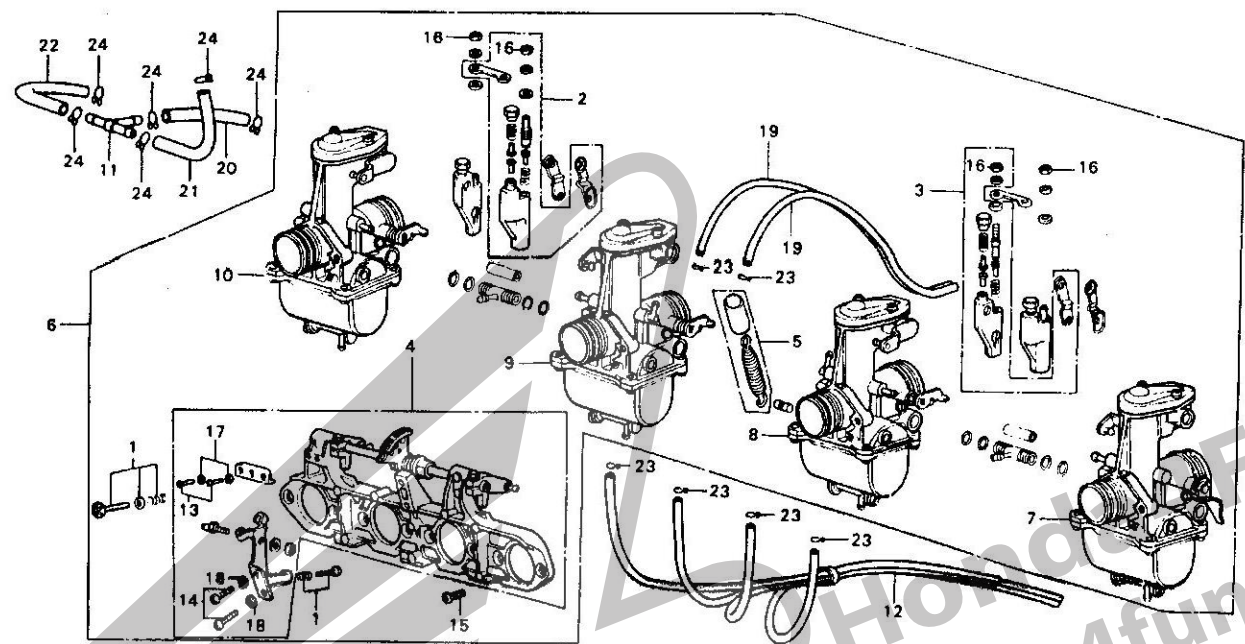


B390-15

Service item	F.R.T.	Ref. No.	Part No.	Description	Reqd. No. CB550F2	Serial No.	Area code
		23	92000-06014	BCLT, HEX., 6X14	2		
		24	92000-06020	BDLT, HEX., 6X20	1		
		25	92020-06020	BCLT, HEX., 6X20	1		
		26	92200-06032	BQLT, HEX., 6X32	1		

# E-17

## Carburetor



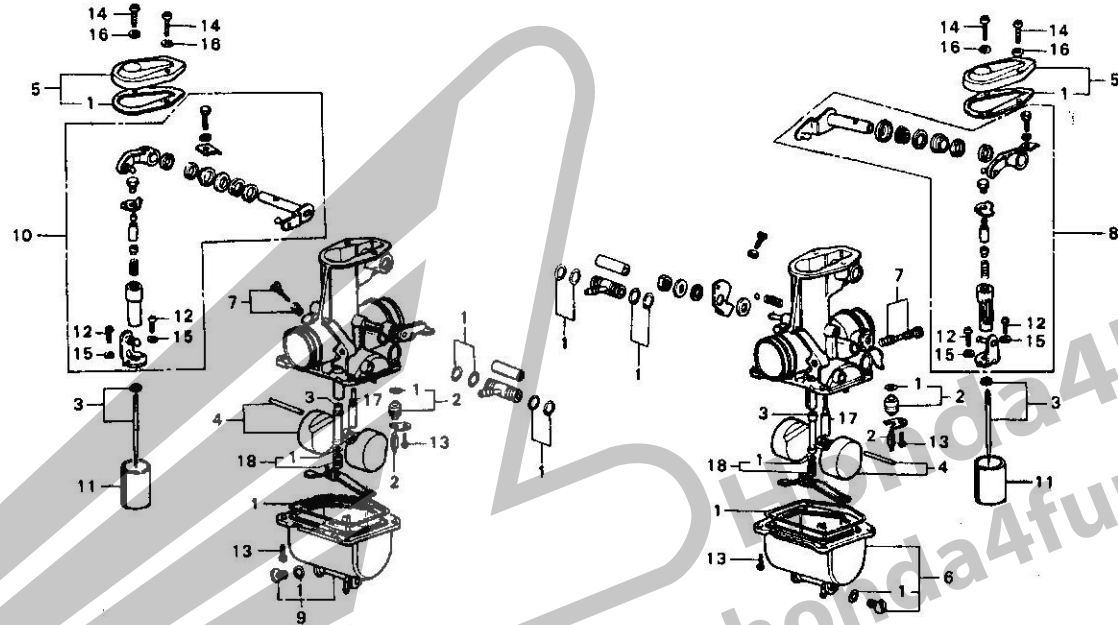
B390-73

Service item	F.R.T.	Ref. No.	Part No.	Description	Reqd. No.	Serial No.	Area code
CARBURETOR ASSY.	0.8	1	16028-323-004	SCREW SET B	1		
STAY PLAY SET	1.5	2	16029-323-004	HOLDER SET A, ADJUST	2		
ADJUST HOLDER SET	1.1	3	16030-323-004	HOLDER SET B, ADJUSTING	2		
CARBURETOR ASSY. 1 and its related parts	1.0	4	16035-390-004	PLATE SET, STAY	1		
• Add 0.2		5	16036-323-004	TUBE SET, PROTECT	1		
SCREW SET	0.2	6	16100-390-014	CARBURETOR ASSY.	1		
		7	16101-390-014	CARBURETOR ASSY. NO.1	1		
		8	16102-390-014	CARBURETOR ASSY. NO.2	1		
		9	16103-390-014	CARBURETOR ASSY. NO.3	1		
		10	16104-390-014	CARBURETOR ASSY. NO.4	1		
		11	16235-657-000	JOINT, FUEL	1		
		12	16290-323-000	TUBE ASSY., OVER FLOW	1		
			16290-323-010	TUBE ASSY., OVER FLOW	1	1139864	1139863 A,DK,DM,E,ED,F,G,U A,DK,DM,E,ED,F,G,U CM
		13	93500-05012-0A	SCREW, PAN, 5X12	2		
		14	93500-06012	SCREW, PAN, 6X12	2		
		15	93600-06016	SCREW, FLAT, 6X16	8		
		16	94001-05000-05	NUT, HEX., 5MM	4		
		17	94111-05000	WASHER, SPRING, 5MM	2		
		18	94111-06000	WASHER, SPRING, 6MM	2		
		19	95001-35330-40	TUBE, FUEL, 3.5X330	2		
		20	95001-5508C-40	TUBE, FUEL, 5.3X80	1		
		21	95001-55100-40	TUBE, FUEL, 5.3X100	1		
		22	95001-55200-40	TUBE, FUEL, 5.3X200	1		
		23	95002-02070	CLIP B7, TUBE	6		
		24	95002-02100	CLIP B10, TUBE	6		



# E-17-1

## Carburetor (Component parts)

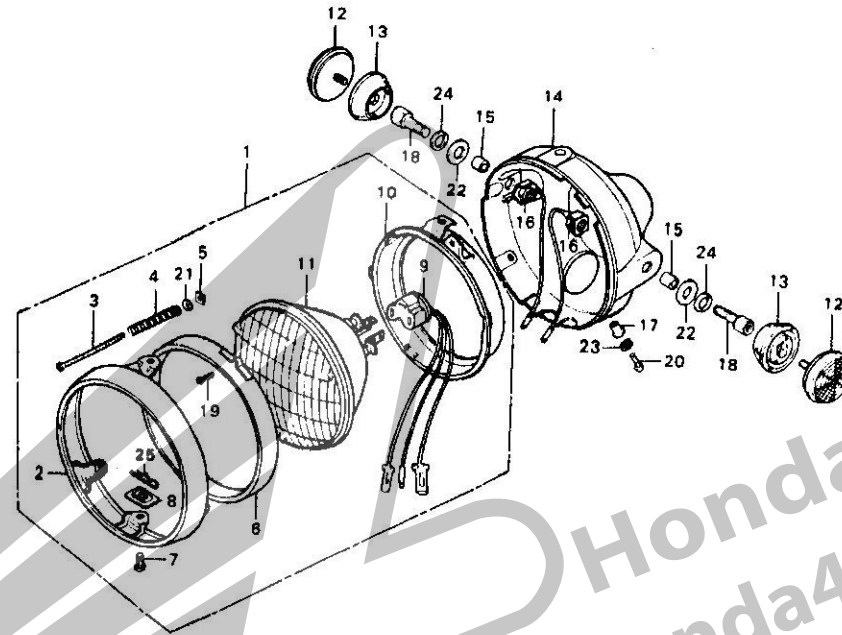


B374-28

Service item	F.R.T.	Ref. No.	Part No.	Description	Reqd. No. CB550F2	Serial No.	Area code
GASKET SET	1.5	1	16010-323-004	GASKET SET	4		
• Add 0.8		2	16011-329-004	VALVE SET, FLOAT	4		
JET NEEDLE SET	1.1	3	16012-390-004	NEEDLE SET, JET	4		
• FLOAT/FLOAT VALVE SET		4	16013-329-004	FLOAT SET	4		
• Add 0.3		5	16014-323-004	TOP SET	4		
JET and its related parts. (Exclude JET NEEDLE)	1.0	6	16015-323-004	CHAMBER SET A, FLOAT	2		
• Add 0.2		7	16016-390-004	SCREW SET A	4		
• Add 0.1		8	16018-323-004	ARM SET A, LINK	2		
FLOAT CHAMBER SET	0.9	9	16023-323-004	CHAMBER SET B, FLOAT	2		
• Add 0.1		10	16031-323-004	ARM SET B, LINK	2		
TOP SET	0.8	11	16111-323-004	VALVE, THROTTLE	4		
• Add 0.1		12	93500-03010-0A	SCREW, PAN, 3X10	8		
		13	93500-04010-0A	SCREW, PAN, 4X10	20		
		14	93500-05016-0A	SCREW, PAN, 5X16	8		
		15	94111-03000	WASHER, SPRING, 3MM	8		
		16	94111-05000	WASHER, SPRING, 5MM	8		
		17	99124-076-C380	JET, SLOW, #38	4		
		18	99202-601-0980	JET SET, SECONDARY MAIN, #98	4		

# F-1

## Headlight (A,CM)



B390-18

Service item	F.R.T.	Ref. No.	Part No.	Description	Reqd. No. CB550F2	Serial No.	Area code
HEADLIGHT CASE	0.3	1	33100-341-701	HEADLIGHT ASSY. (12V 50/40W)	1		A,CM
SEALD BEAM UNIT and its related parts.	0.2	2	33101-300-673	RM, HEADLIGHT	1		A,CP
HEADLIGHT ASSY./HEADLIGHT	0.1	3	33103-300-003	SCREW, BEAM ADJUSTING	1		A,CM
CORD SOCKET		4	33107-300-003	SPRING, HEADLIGHT BEAM ADJUSTING	1		A,CM
FRONT REFLEX REFLECTOR/BASE	0.1	5	33117-001-003	NUT, HEADLIGHT BEAM ADJUSTING (STANLEY)	1		A,CM
• One or all		6	33121-300-672	RING, RETAINING	1		A,CM
		7	33125-292-670	SCREW, UNIT HOLDER	2		A,CM
		8	33128-292-670	NUT, UNIT HOLDER	2		A,CM
		9	33130-341-701	SOCKET, HEADLIGHT CORD	1		A,CM
		10	33153-300-671	RING, MOUNTING	1		A,CM
		11	33321-341-701	BEAM UNIT, SEALED	1		A,CM
		12	33741-340-670	REFLECTOR, FR. REFLEX	2		A,CM
		13	33743-375-000	BASE, FR. REFLECTOR	2		A,CM
		14	61301-375-003B	CASE, HEADLIGHT (STANLEY)	1		A,CM
		15	61302-300-000	COLLAR, HEADLIGHT CASE	2		A,CM
		16	61303-336-000	WASHER, HEADLIGHT CASE	2		A,CM
		17	61304-292-000	COLLAR, HEADLIGHT SETTING	3		A,CM
		18	90120-377-000	BOLT, HEADLIGHT STAY	2		A,CM
		19	93500-03012-3B	SCREW, PAN, 3X12	2		A,CM
		20	93500-05016-0B	SCREW, PAN, 5X16	3		A,CM
		21	94101-04000	WASHER, PLAIN, 4MM	1		A,CM
		22	94101-10000	WASHER, PLAIN, 10MM	2		A,CM
		23	94111-05000	WASHER, SPRING, 5MM	3		A,CM
		24	94111-10000	WASHER, SPRING, 10MM	2		A,CM
		25	94251-05000	PIN, LOCK, 5MM	2		A,CM

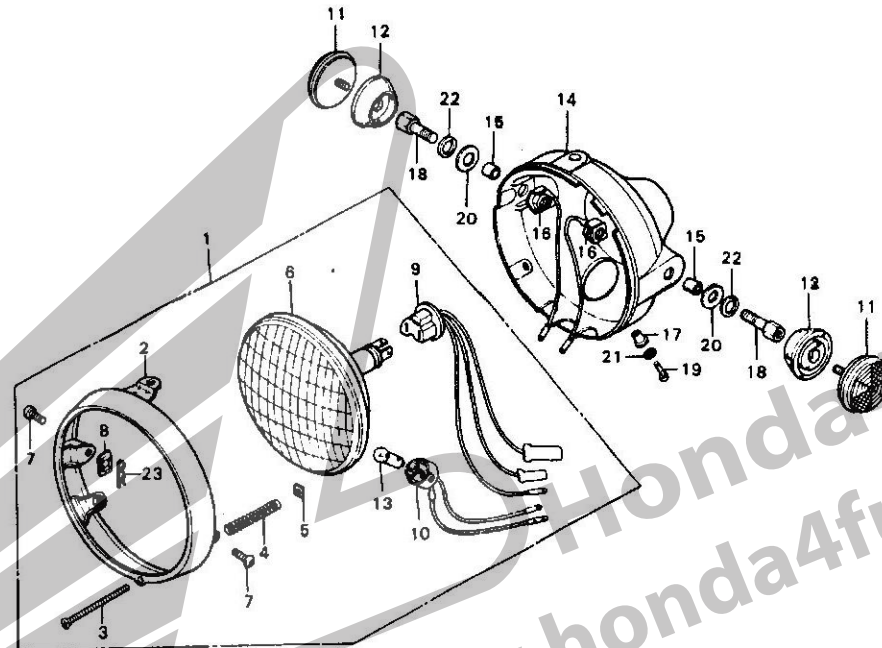
FRAME GROUP

Courtesy of www.honda4fun.com

Honda4Fun  
www.honda4fun.com

# F-1-1

## Headlight (DK,DM,E,U)

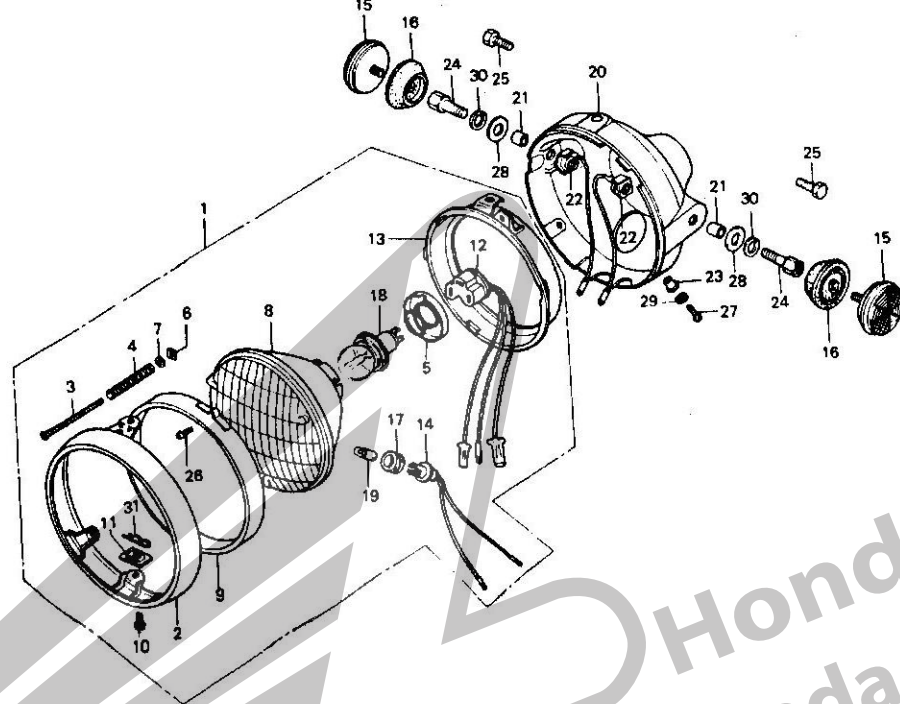


B390-18A

Service item	F.R.T.	Ref. No.	Part No.	Description	Reqd. No. CB550F2	Serial No.	Area code
HEADLIGHT CASE	0.3	1	33100-375-003	HEADLIGHT ASSY. (12V 50/40W)	1		DK,DM,E,U
HEADLIGHT UNIT and its related parts.	0.2	2	33101-300-043	RIM, HEADLIGHT	1		DK,DM,E,U
HEADLIGHT ASSY./SOCKET/MARKER LIGHT SOCKET	0.1	3	33103-346-670	SCREW, BEAM ADJUST	1		DK,DM,E,U
FRONT REFLEX REFLECTOR/BASE	0.1	4	33107-300-003	SPRING, HEADLIGHT BEAM ADJUSTING	1		DK,DM,E,U
• One or all		5	33117-001-003	NUT, HEADLIGHT BEAM ADJUSTING (STANLEY)	1		DK,DM,E,U
		6	33120-375-003	HEADLIGHT UNIT	1		DK,DM,E,U
		7	33125-087-761	SCREW, UNIT HCLDR	2		DK,DM,E,U
		8	33128-292-670	NUT, UNIT HOLDER	2		DK,DM,E,U
		9	33130-323-003	SOCKET COMP., HEADLIGHT	1		DK,DM,E,U
		10	33170-323-003	SOCKET COMP., MARKER LIGHT	1		DK,DM,E,U
		11	33741-340-670	REFLECTOR, FR. REFLEX	2		DK,DM,E,U
		12	33743-375-000	BASE, FR. REFLECTOR	2		DK,DM,E,U
		13	34903-071-003	BULB, MARKER LIGHT (12V 3W) (STANLEY)	1		DK,DM,E,U
		14	61301-375-003B	CASE, HEADLIGHT (STANLEY)	1		DK,DM,E,U
		15	61302-300-000	COLLAR, HEADLIGHT CASE	2		DK,DM,E,U
		16	61303-336-000	WASHER, HEADLIGHT CASE	2		DK,DM,E,U
		17	61304-292-000	COLLAR, HEADLIGHT SETTING	3		DK,DM,E,U
		18	90120-377-000	BOLT, HEADLIGHT STAY	2		DK,DM,E,U
		19	93500-05016-0B	SCREW, PAN, 5X16	3		DK,DM,E,U
		20	94101-10000	WASHER, PLAIN, 10MM	2		DK,DM,E,U
		21	94111-05000	WASHER, SPRING, 5MM	3		DK,DM,E,U
		22	94111-10000	WASHER, SPRING, 10MM	2		DK,DM,E,U
		23	94251-05000	PIN, LOCK, 5MM	2		DK,DM,E,U

# F-1-2

## Headlight (ED,F,G)



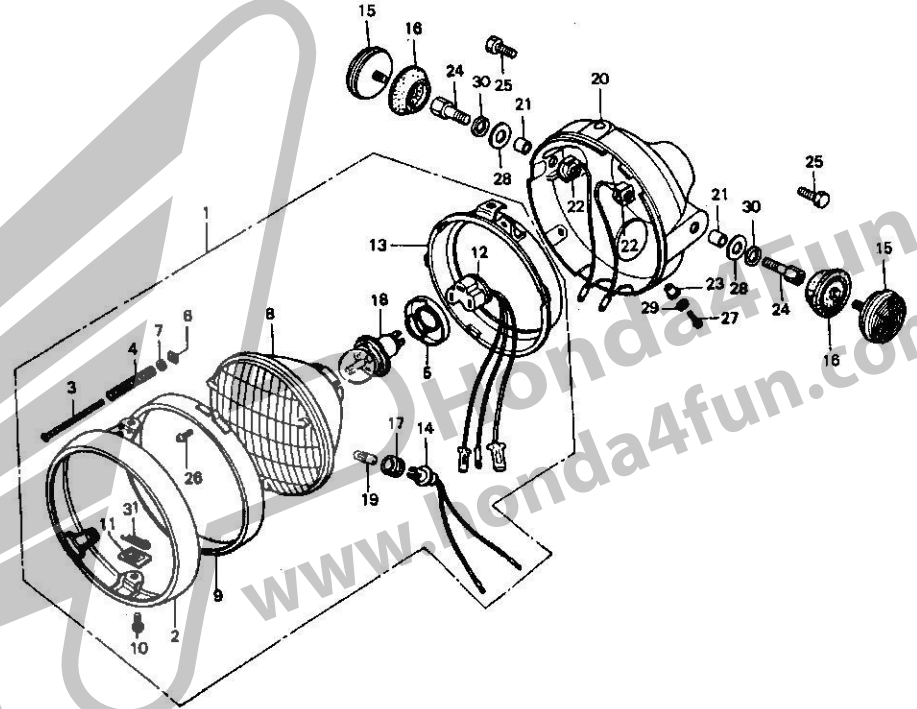
B390-18-1

Service Item	F.R.T.	Ref. No.	Part No.	Description	Reqd. No. CB550F2	Serial No.	Area code
HEADLIGHT CASE	0.3	1	33100-390-611	HEADLIGHT ASSY. (12V 45/40W STANLEY)	1		ED,G
HEADLIGHT UNIT and its related parts.	0.2						
HEADLIGHT ASSY./CORD SOCKET/ MARKET LIGHT SOCKET	0.1		33100-390-621	HEADLIGHT ASSY. (12V 45/40W STANLEY)	1		F
FRONT REFLEX REFLECTOR/BASE	0.1	2	33101-300-673	RIM, HEADLIGHT	1		ED,F,G
• One or all		3	33103-346-670	SCREW, BEAM ADJUST	1		ED,F,G
		4	33107-300-003	SPRING, HEADLIGHT BEAM ADJUSTING	1		ED,F,G
		5	33114-390-611	HCLDR, HEADLIGHT SOCKET	1		ED,F,G
		6	33117-001-003	NUT, HEADLIGHT BEAM ADJUSTING (STANLEY)	1		ED,F,G
		7	33119-371-003	WASHER, BEAM ADJUST	1		ED,F,G
		8	33120-390-611	HEADLIGHT UNIT	1		ED,F,G
		9	33121-375-671	RING, RETAINING	1		ED,F,G
		10	33125-087-621	SCREW, UNIT HOLDER	2		ED,F,G
		11	33128-292-670	NUT, UNIT HOLDER	2		ED,F,G
		12	33130-300-671	SOCKET COMP., HEADLIGHT CORD	1		ED,F,G
		13	33153-375-671	RING, MOUNTING	1		ED,F,G
		14	33170-390-611	SOCKET COMP., MARKER LIGHT	1		ED,F,G
		15	33741-340-670	REFLECTOR, FR. REFLEX	2		ED,G
		16	33743-375-000	BASE, FR. REFLECTOR	2		ED,G
		17	33905-303-003	RUBBER, JOINT	1		ED,F,G
		18	34901-390-611	BULB, HEADLIGHT (12V 45/40W) (LOCL PROCUREMENT PART)	1		F
			34901-390-621	BULB, HEADLIGHT (12V 45/40W) (LOCL PROCUREMENT PART)	1		ED,G

1978.07.20

# F-1-2

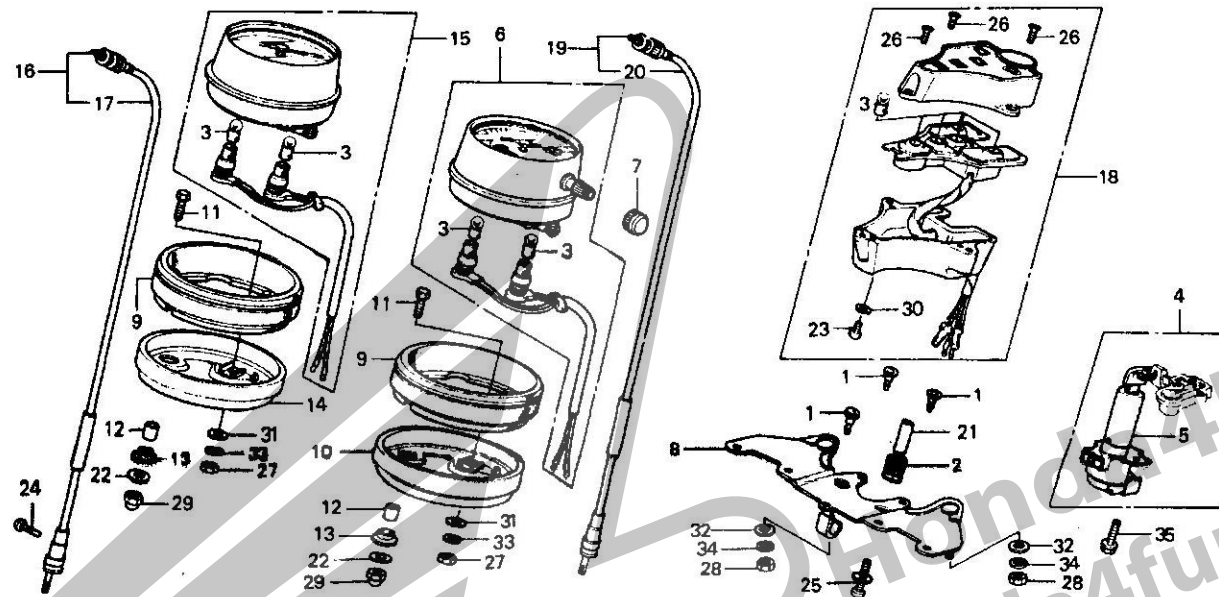
## Headlight (ED,F,G)



Service item	F.R.T.	Ref. No.	Part No.	Description	Reqd. No. CB550F2	Serial No.	Area code
		19	34903-388-611	BULB, POSITION (12V 4W) (LOCL PROCUREMENT PART)	1		ED,F,G
		20	61301-375-003B	CASE, HEADLIGHT (STANLEY)	1		ED,F,G
		21	61302-300-000	COLLAR, HEADLIGHT CASE	2		ED,F,G
		22	61303-336-000	WASHER, HEADLIGHT CASE	2		ED,F,G
		23	61304-292-000	COLLAR, HEADLIGHT SETTING	3		ED,F,G
		24	90120-377-000	BOLT, HEADLIGHT STAY	2		ED,G
		25	92000-10025-0B	BOLT, HEX., 10X25	2		F
		26	93500-03012-1A	SCREW, PAN, 3X12	2		ED,F,G
		27	93500-05016-0B	SCREW, PAN, 5X16	3		ED,F,G
		28	94101-10000	WASHER, PLAIN, 10MM	2		ED,F,G
		29	94111-05000	WASHER, SPRING, 5MM	3		ED,F,G
		30	94111-10000	WASHER, SPRING, 10MM	2		ED,F,G
		31	94251-05000	PIN, LOCK, 5MM	2		ED,F,G

# F-2

## Speedometer • Tachometer • Pilot lamp • Key



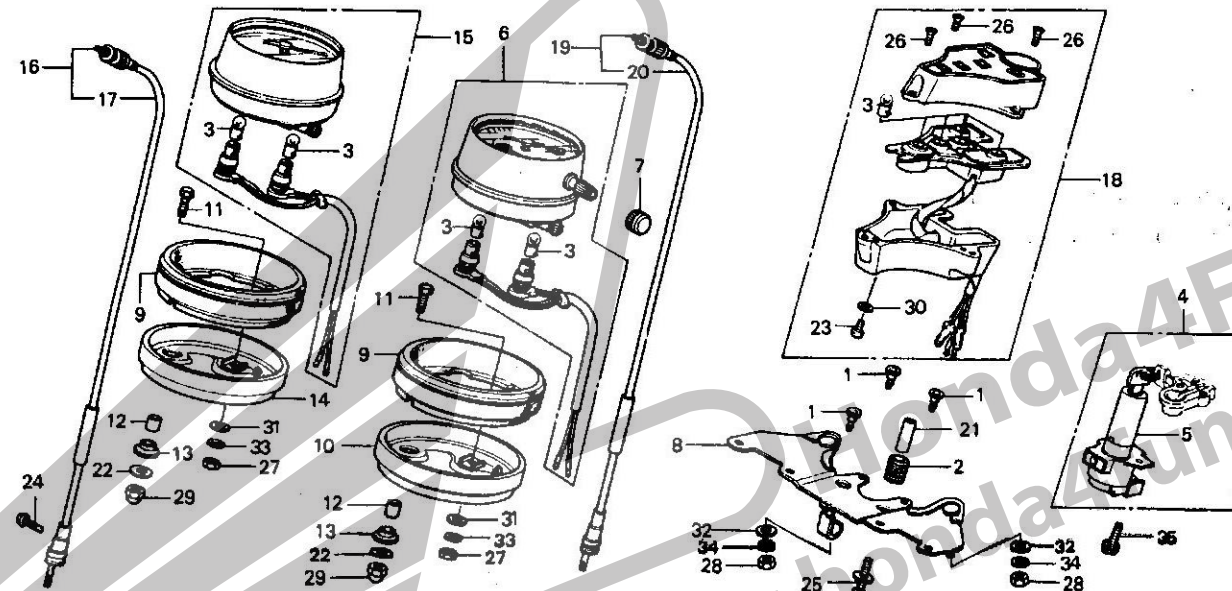
B390-74

Service item	F.R.T.	Ref. No.	Part No.	Description	Reqd. No. CB550F2	Serial No.	Area code
METER BRACKET	0.5	1	32701-392-700	STOPPER, METER BRACKET	3		
KEY SET	0.4	2	32702-392-700	GROMMET, METER BRACKET	2		
SPEEDOMETER ASSY.	0.3	3	34902-259-000	BULB, DASH (12V3.4W)	9		
• TACHOMETER ASSY.		4	35010-377-007	KEY SET (HONDA LOCK)	1	2114671	A,CM,DK,DM,U
• COMBINATION PILOT ASSY.			35010-377-611	KEY SET (HONDA LOCK)	1		E,ED,F,G
SPEEDOMETER CUSHION/UNDER PLATE	0.2	5	35010-410-000	KEY SET	1	2114672	A,CM,DK,DM,U
• TACHOMETER CABLE			35100-377-007	SWITCH ASSY., COMBINATION (HONDA LOCK)	1		A,CM,DK,DM,U
SPEEDOMETER CABLE	0.1		35100-377-612	SWITCH ASSY., COMBINATION (HONDA LOCK)	1		E,ED,F,G
• TACHOMETER INNER CABLE							
• DUSH BULB							
		6	37200-390-682	SPEEDOMETER ASSY. (KPH)	1		DK,ED,F,G,U
			37200-404-671	SPEEDOMETER ASSY. (MPH)	1		A,CM,DM,E
			37200-404-672	SPEEDOMETER ASSY. (MPH NDI)	1		A,CM,DM,E
		7	37202-371-610	CAP, TRIP METER KNCS	1		G
		8	37211-390-000	BRACKET, METER	1		
		9	37235-323-700	CUSHION, SPEEDOMETER	2		
		10	37236-404-000	PLATE, SPEEDOMETER UNDER	1		
		11	37238-323-700	BOLT, METER SET, 6MM	4		
		12	37243-323-700	COLLAR, METER SET	4		
		13	37244-307-670	RUBBER, METER SETTING	4		
		14	37246-404-000	PLATE, TACHOMETER UNDER	1		
		15	37250-404-671	TACHOMETER ASSY.	1		
			37250-404-672	TACHOMETER ASSY.	1		
		16	37260-390-000	CABLE ASSY., TACHOMETER	1		
		17	37261-390-000	CABLE, TACHOMETER INNER	1		

1978.07.20

# F-2

## Speedometer • Tachometer • Pilot lamp • Key

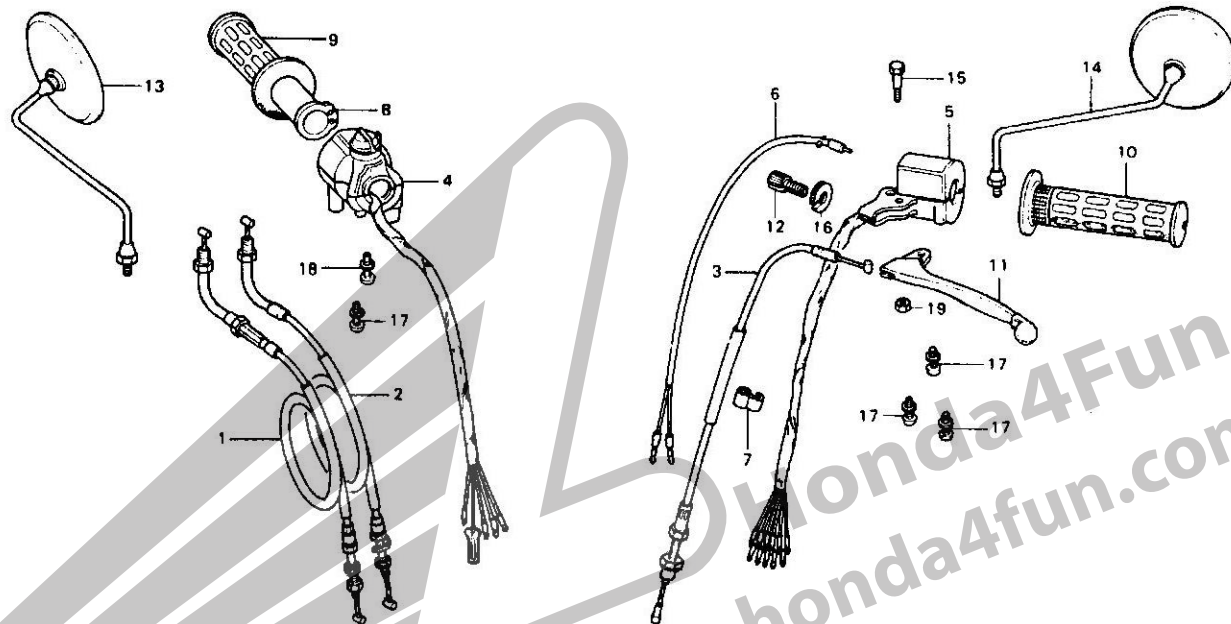


B390-74

Service item	F.R.T.	Ref. No.	Part No.	Description	Reqd. No. CB550F2	Serial No.	Area code
		18	37600-377-018	PILOT ASSY., COMBINATION (NIPPON SEIKI)	1		
		19	44830-390-000	CABLE ASSY., SPEEDOMETER	1		
		20	44831-323-000	CABLE, SPEEDOMETER INNER	1		
		21	84706-375-000	COLLAR, NUMBER BRACKET SET	2		
		22	90545-323-700	WASHER, 6.5X18	4		
		23	93500-05006-0G	SCREW, PAN, 5X6	1		
		24	93500-05020-0A	SCREW, PAN, 5X20	1		
		25	93894-05032-00	SCREW-WASHER, 5X32	2	211CC01	
			93894-05028-00	SCREW-WASHER, 5X28	2	2110082	
		26	93902-24280	SCREW, TAPPING, 4X10	3		
		27	94001-06070	NUT, HEX., 6MM	4		
		28	94001-08070-0S	NUT, HEX., 8MM	2		
		29	94021-C6020	NUT, CAP, 6MM	4		
		30	94101-05700	WASHER, PLAIN, 5MM	1		
		31	94101-06700	WASHER, PLAIN, 6MM	4		
		32	94101-08700	WASHER, PLAIN, 8MM	2		
		33	94111-C6700	WASHER, SPRING, 6MM	4		
		34	94111-08700	WASHER, SPRING, 8MM	2		
		35	95700-06016-00	BOLT, FLANGE, 6X16	2		

# F-3

## Handle lever • Switch • Cable



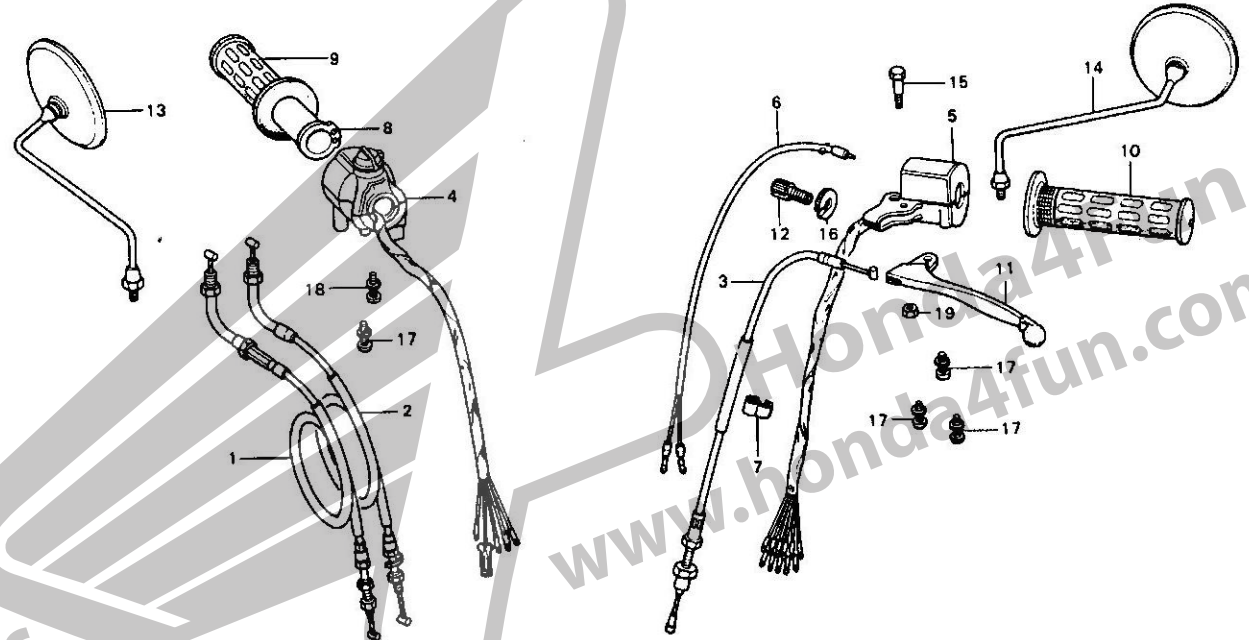
B390-75

Service Item	F.R.T.	Ref. No.	Part No.	Description	Reqd. No. CB550F2	Serial No.	Area code
STARTER KILL SWITCH ASSY.	0.6	1	17910-300-040	CABLE COMP. A, THROTTLE	1		A,CM,DK,DM,U
WINKER SWITCH ASSY.	0.5		17910-323-620	CABLE COMP. A, THROTTLE	1		E,ED,F,G
THROTTLE CABLE	0.5	2	17920-323-000	CABLE COMP. B, THROTTLE	1		A,CM,DK,DM,U
• One or all			17920-323-620	CABLE COMP. B, THROTTLE	1		E,ED,F,G
CLUTCH CABLE	0.4	3	22870-374-000	CABLE COMP., CLUTCH	1		A,CM,DK,DM,U
CLUTCH LEVER SWITCH	0.2	4	35130-377-670	SWITCH ASSY., STARTER KILL	1		E,ED,F,G
• THROTTLE GRIP PIPE			35150-377-013	SWITCH ASSY., STARTER KILL	1		A,CM
GRIP RUBBER	0.1			(TOYO)			DK,DM,E,ED,F,G,U
• STEERING HANDLE LEVER		5	35200-390-671	SWITCH ASSY., WINKER	1		A,CM
BACK MIRROR	0.1		35200-390-003	SWITCH ASSY., WINDER HORN	1		DK,DM,E,ED,F,G,U
• One or all				PASSING			
		6	35360-341-000	SWITCH ASSY., CLUTCH LEVER	1		
		7	45465-341-700	CLIP, FR. BRAKE CABLE	1		
		8	53141-300-G10	PIPE, THROTTLE GRIP	1		
		9	53165-390-780	RUBBER, R. GRIP	1		
		10	53166-390-780	RUBBER, L. GRIP	1		
		11	53190-366-70C	LEVER COMP., L. STEERING HANDLE	1		
		12	53192-268-C00	BOLT, CLUTCH WIRE ADJUSTING	1		
		13	88110-304-621	MIRROR, R. BACK	1		F
			88110-333-611	MIRROR, R. BACK	1		A,CM,DK,DM,E,ED,G
			88110-369-650	MIRROR, R. BACK	1		U
		14	88120-304-621	MIRROR, L. BACK	1		F
			88120-333-611	MIRROR, L. BACK	1		A,CM,DK,DM,E,ED,G



# F-3

## Handle lever • Switch • Cable

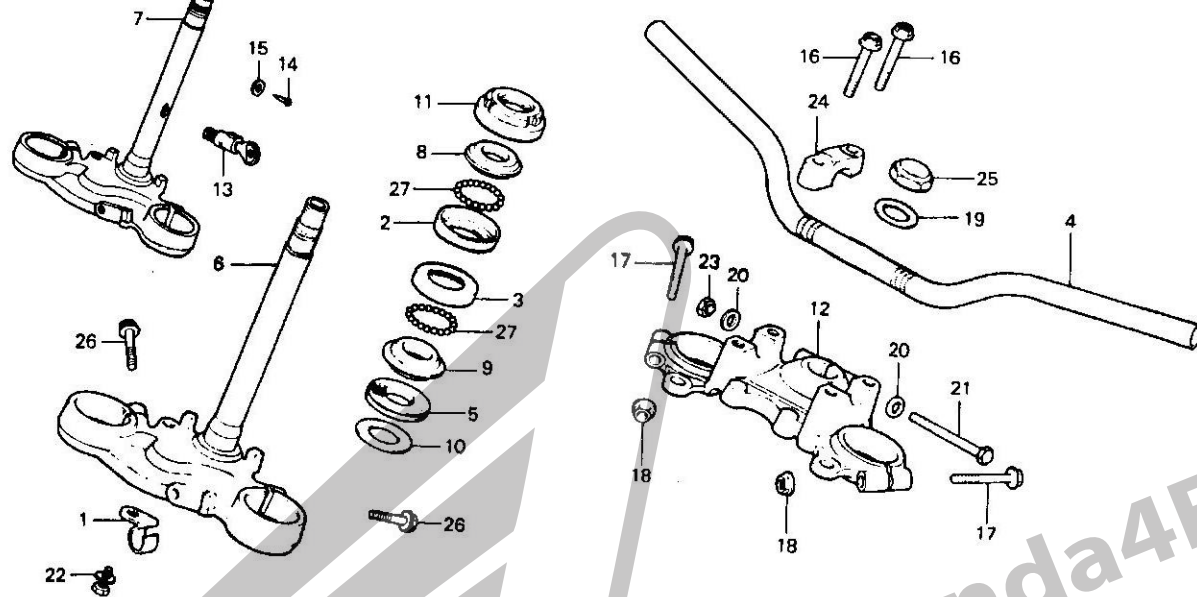


B390-75

Service item	F.R.T.	Ref. No.	Part No.	Description	Reqd. No. CB550F2	Serial No.	Area code
		16	90321-315-670	NUT, FIXING	1		
		17	93892-05025-00	SCREW-WASHER, 5X25	4		
		18	93892-05032-00	SCREW-WASHER, 5X32	1		
		19	94001-06000	NUT, HEX., 6MM	1		

# F-4

Handle pipe •  
Top bridge • Stem



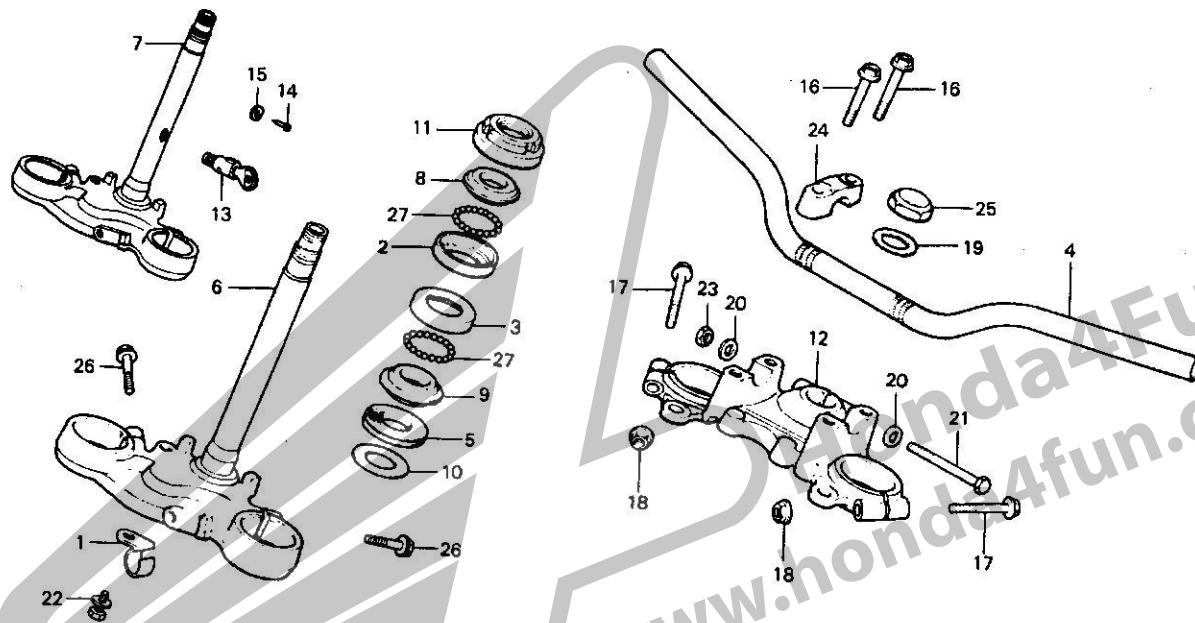
B390-76

Service item	F.R.T.	Ref. No.	Part No.	Description	Reqd. No. CB550F2	Serial No.	Area code
STEERING HANDLE PIPE	1.2	1	32123-390-000	CLIP, WIRE HARNESS	1		
STEERING BALL RACE	1.0	2	50301-268-305	RACE, STEERING TOP BALL	1		
		3	50302-268-305	RACE, STEERING BOTTOM BALL	1		
• One or all		4	53100-390-621	PIPE, STEERING HANDLE	1		E, ED, F, G
STEERING STEM and its related parts.	0.9	5	53100-390-780	PIPE, STEERING HANDLE	1		A, CH, DK, DM, U
FORK TOP BRIDGE	0.6	5	53124-250-000	DUST SEAL, STEERING HEAD	1		
STEERING HEAD TOP THREAD/ TOP CONE RACE	0.5	6	53200-390-000ZA	STEM COMP., STEERING -NH-1*	1		A, CM, DK, DM, U
		7	53200-390-611ZA	STEM COMP., STEERING -NH-1*	1		E, ED, F, G
STEERING STEM NUT	0.1	8	53211-268-305	RACE, STEERING TOP CONE	1		
HANDLE UPPER HOLDER	0.1	9	53212-250-305	RACE, STEERING BOTTOM CONE	1		
• One or all		10	53215-250-000	WASHER, STEERING HEAD DUST SEAL	1		
HANDLE LOCK COMP.	0.1	11	53220-286-000	THREAD COMP., STEERING HEAD TOP	1		
		12	53230-390-010	BRIDGE, FORK TOP	1		E, ED, F, G
		13	53600-051-000	LOCK COMP., STEERING HANDLE	1		E, ED, F, G
		14	53603-051-000	RIVET, 4.1MM	1		E, ED, F, G
		15	53604-098-940	WASHER, 4.9MM	1		E, ED, F, G
		16	90111-362-000	BOLT, FLANGE, 8X36	4		
		17	90155-369-000	BCLT, FLANGE, 7X54	2		
		18	90355-369-000	NUT, FLANGE, 7MM	2		
		19	90503-283-000	WASHER, STEERING STEM	1		
		20	90555-283-000	WASHER, SPECIAL, 8MM	2		
		21	93000-08074-08	BOLT, HEX., 8X74	1		
		22	93481-C8C20-00	BOLT-WASHER, 8X20	1		
		23	94001-08020-05	NUT, HEX., 8MM	1		

1578.07.20

# F-4

Handle pipe •  
Top bridge • Stem



B390-76

Service item	F.R.T.	Ref. No.	Part No.	Description	Reqd. No. CB550F2	Serial No.	Area code
--------------	--------	----------	----------	-------------	----------------------	------------	-----------

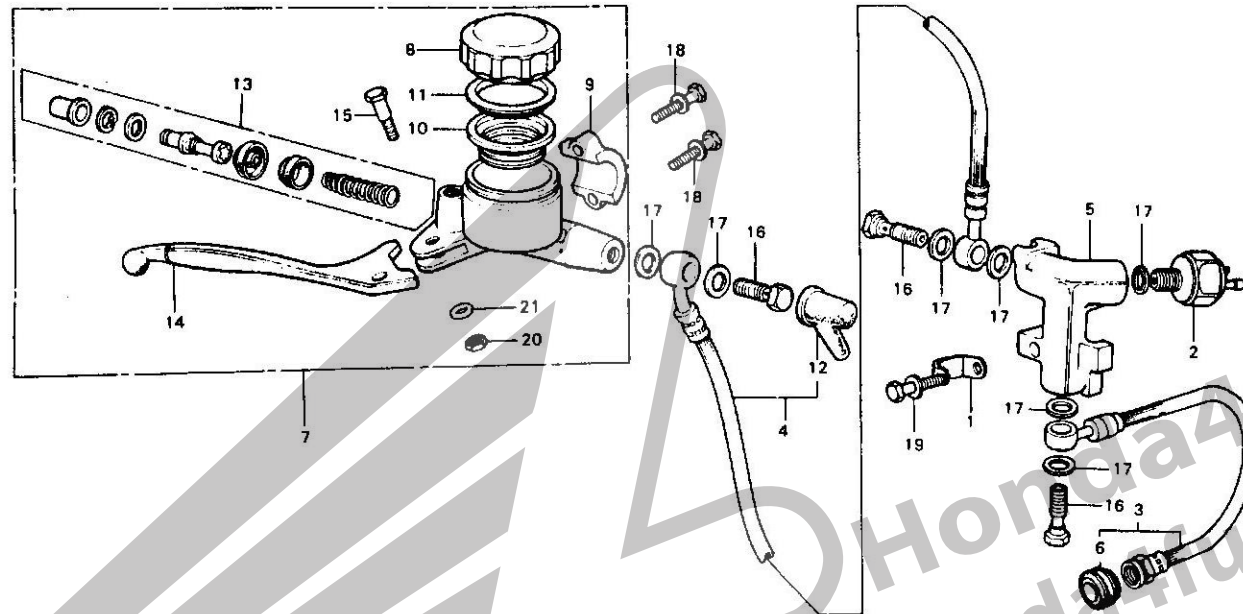
		24	95014-22200	HOLDER B2, HANDLE PIPE UPPER	2		
		25	95020-11300	NUT A3, STEERING STEM	1		
		26	95700-10035-00	BELT, FLANGE, 10X35	2		
		27	96211-08000	BALL, STEEL, #8 (1/4)	37		

Courtesy of  
www.hondafour.com

www.hondafun.com

# F-5

## Master cylinder - Brake hose



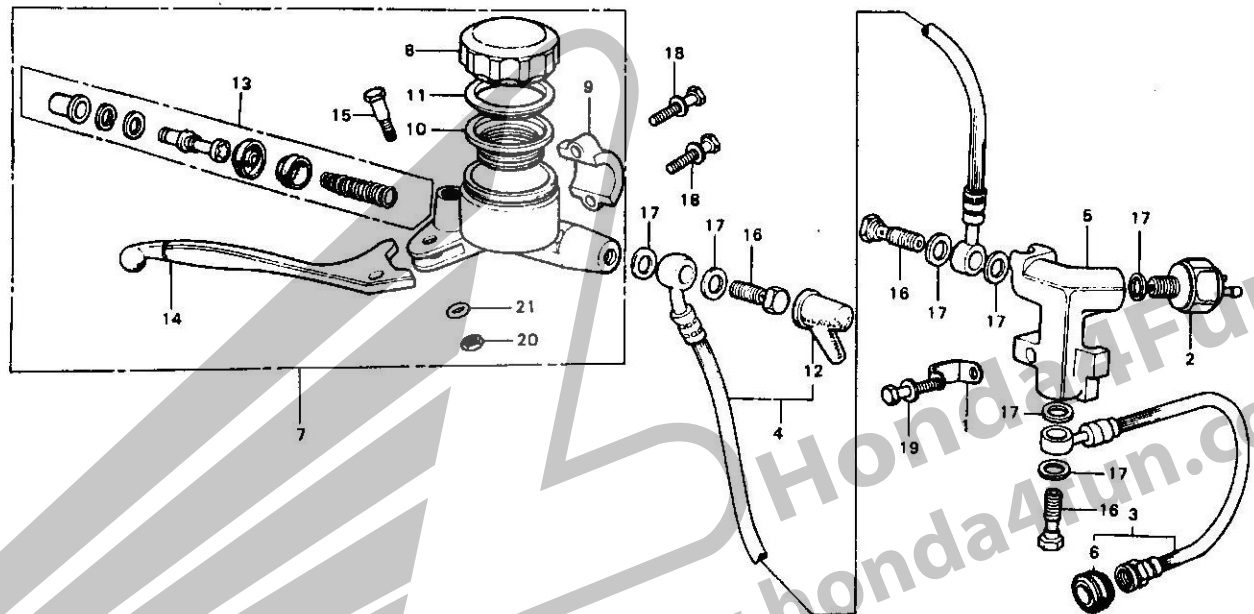
B390-77

Service item	F.R.T.	Ref. No.	Part No.	Description	Reqd. No. CB550F2	Serial No.	Area code
MASTER CYLINDER SET	0.4	1	32111-323-000	CLAMPER, CORD	1		
MASTER CYLINDER ASSY.	0.3	2	35350-300-016	SWITCH, STOP (NAILS)	1		
• 3 WAY JOINT		3	45125-379-003	HOSE A ASSY., FR. BRAKE (NICHIRIN)	1		A, CM, DK, DM, U
FRONT BRAKE HOSE	0.3	4	45126-390-003	HOSE ASSY. B, FR. BRAKE	1		E, ED, F, G
• One or all			45126-390-621	HOSE ASSY. B, FR. BRAKE	1		
STOP SWITCH	0.2	5	45127-323-000	JOINT, THREE WAY	1		
MASTER CYLINDER HOLDER	0.1	6	45146-300-000	GROMMET, BRAKE HOSE	1		ED, F, G
• OIL CUP CAP/DIAPHRAGM		7	45500-390-621	CYLINDER ASSY., MASTER (NISSHIN)	1		U
• STEERING HANDLE LEVER			45500-390-651	CYLINDER ASSY., MASTER (NISSHIN)	1		DK, DM, E
			45500-390-681	CYLINDER ASSY., MASTER (NISSHIN)	1		A, CM
			45500-404-671	CYLINDER ASSY., MASTER (NISSHIN)	1		A, CM
		8	45513-341-771	CAP, OIL CUP	1		A, CM
		9	45513-341-671	CAP, OIL CUP	1		DK, DM, E, ED, F, G
		10	45513-371-651	CAP, OIL CUP	1		U
		9	45517-300-003	HOLDER, MASTER CYLINDER (NISSIN)	1		
		10	45520-300-000	DIAPHRAGM	1		
		11	45521-300-010	PLATE, DIAPHRAGM	1		
		12	45522-300-010	BOOT, MASTER CYLINDER	1		
		13	45530-404-305	CYLINDER SET, MASTER	1		
		14	53175-369-003	LEVER, R. STEERING HANDLE (TDYO)	1		
		15	90114-300-000	BOLT, HANDLE LEVER PIVOT	1		

1978.07.20

# F-5

## Master cylinder • Brake hose



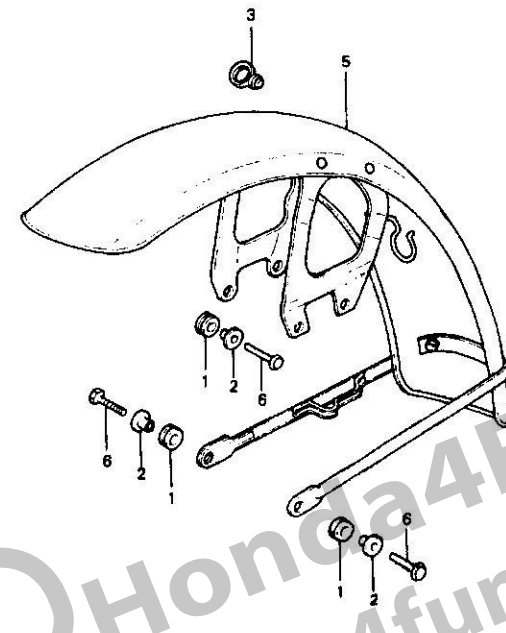
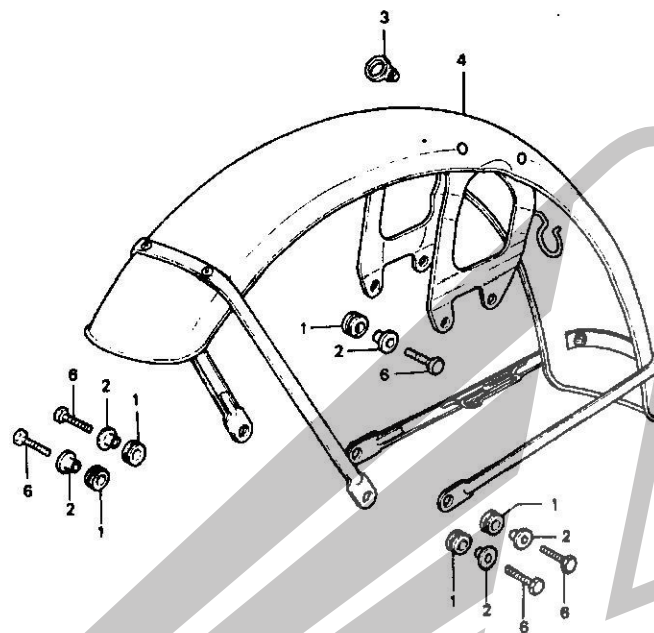
B390-77

Service item	F.R.T.	Ref. No.	Part No.	Description	Reqd. No. CB550F2	Serial No.	Area code
		16	90145-300-000	BOLT, OIL	3		
		17	90545-300-000	WASHER, OIL BOLT	7		
		18	93481-06025-00	BOLT-WASHER, 6X25	2		
		19	93482-06028-00	BOLT-WASHER, 6X28	1		
		20	94002-06000	NUT, HEX., 6MM	1		
		21	94101-06000	WASHER, PLAIN, 6MM	1		

Courtesy of  
www.honda4fun.com

# F-6

## Front fender



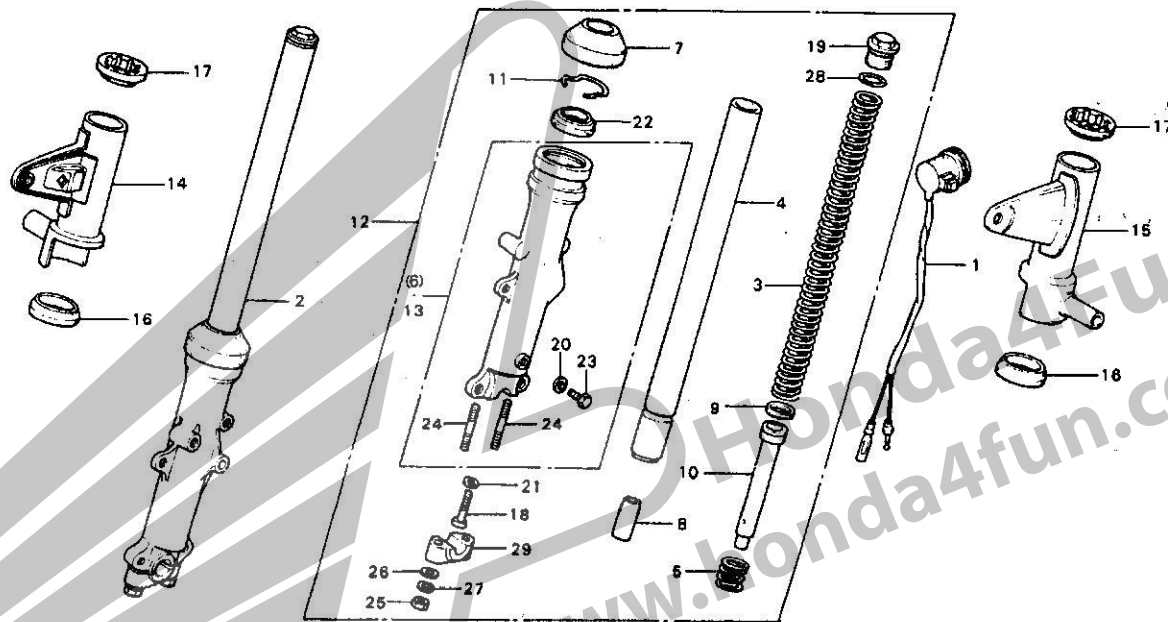
B390-22-1

Service item	F.R.T.	Ref. No.	Part No.	Description	Reqd. No. CB550F2	Serial No.	Area code
FRONT FENDER WIRE GROMMET	0.5	1	40513-31C-000	RUBBER, CHAIN CASE MOUNT	4		A, CM, DK, DM, F, G, U
	0.1	2	40514-310-000	COLLAR, CHAIN CASE	6		E, ED
		3	45451-283-000	GROMMET, WIRE	4		A, CM, DK, DM, F, G, U
		4	61100-341-700XW	FENDER COMP., FR.	6		E, ED
		5	61100-390-671	FENDER COMP., FR.	1		A, CM, DK, DM, F, G, U
		6	92000-06020	BOLT, HEX., 6X20	1		A, CM, DK, DM, F, G, U
					6		E, ED

1978.07.20

# F-7

## Front fork

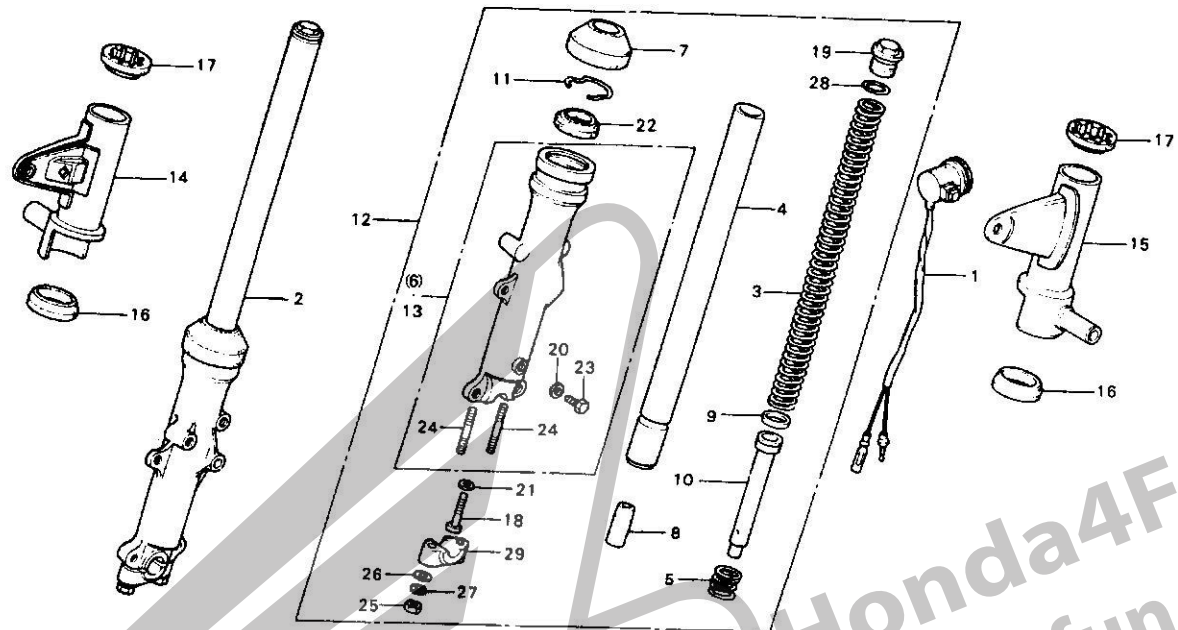


B404-14

Service item	F.R.T.	Ref. No.	Part No.	Description	Reqd. No. CB550F2	Serial No.	Area code
FRONT FORK BOTTOM CASE/ 35 x 48 x 11 OIL SEAL	0.7	1	38400-341-674	BUZZER ASSY., WINKER	1		
• One motorcycle 1.0		2	51400-404-003	FRK ASSY., R. FR. (SHOWA)	1		
FRONT FORK PIPE/BOTTOM PIPE and its related parts	0.6	3	51401-404-003	SPRING, FR. CUSHION (SHOWA)	2		
• FORK COVER		4	51410-404-003	PIPE COMP., FR. FORK (SHCWA)	2		
FRONT FORK ASSY./BOOT	0.5	5	51412-340-000	SPRING, FR. FORK REBOUND	2		
• One motorcycle 0.8		6	51421-393-003	CASE COMP., R. BOTTOM (SHOWA)	1		
WINKER BUZZER	0.3	7	51425-375-003	DUST SEAL, FR. FORK	2		
FRONT CUSHION SPRING	0.2		51425-375-005	DUST SEAL, FR. FORK	2		
AXLE HOLDER	0.1	8	51432-371-003	PIECE, OIL LOCK	2		
• FRONT FORK BOLT		9	51437-329-010	RING, PISTON	2		
		10	51440-404-003	PIPE, FR. FORK BOTTOM (SHCWA)	2		
		11	51466-375-000	RING, OIL SEAL STOPPER	2		
		12	51500-404-003	FRK ASSY., L. FR. (SHOWA)	1		
		13	51521-393-003	CASE COMP., L. BOTTOM (SHCWA)	1		
		14	51602-390-610	COVER, R. FR. FORK	1		E, ED, F, G
			51602-404-670	COVER, R. FR. FORK	1		A, CH, DK, DM, U
		15	51606-390-610	COVER, L. FR. FORK	1		E, ED, F, G
			51606-404-670	COVER, L. FR. FORK	1		A, CH, DK, DM, U
		16	51622-292-010	CUSHION, FR. FORK COVER LOWER	2	2112170	2112169
			51622-323-000	CUSHION B, FR. FORK COVER	2		
		17	51215-240-000	CUSHION, HEADLIGHT STAY	2		

# F-7

## Front fork



B404-14

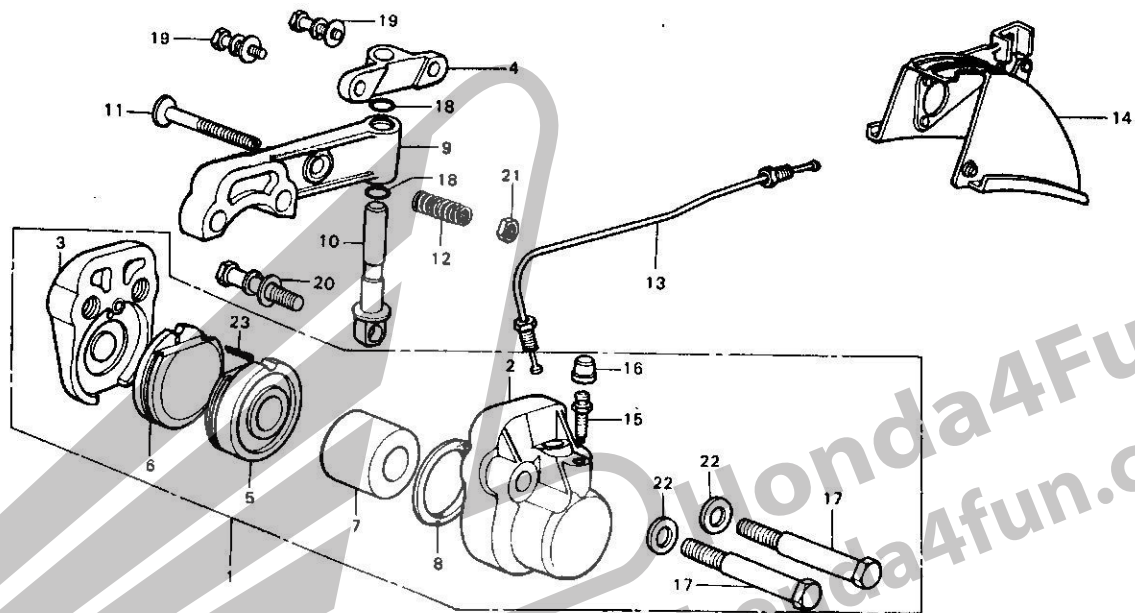
Service Item	F.R.T.	Ref. No.	Part No.	Description	Reqd. No. CB550F2	Serial No.	Area code
		23	92000-06010	BOLT, HEX., 6X10	2		
		24	92700-08050-38	BOLT, STUD, 8X50	4		
		25	94030-C8000	NUT, HEX., 8MM	4		
		26	94101-08000	WASHER, PLAIN, 8MM	4		
		27	94111-C8000	WASHER, SPRING, 8MM	4		
		28	94608-50000	O-RING, 23X2.8	2		
		29	95014-41000	HOLDER IC, FR. FORK AXLE	2		

1978.07.20



# F-8

## Front brake caliper

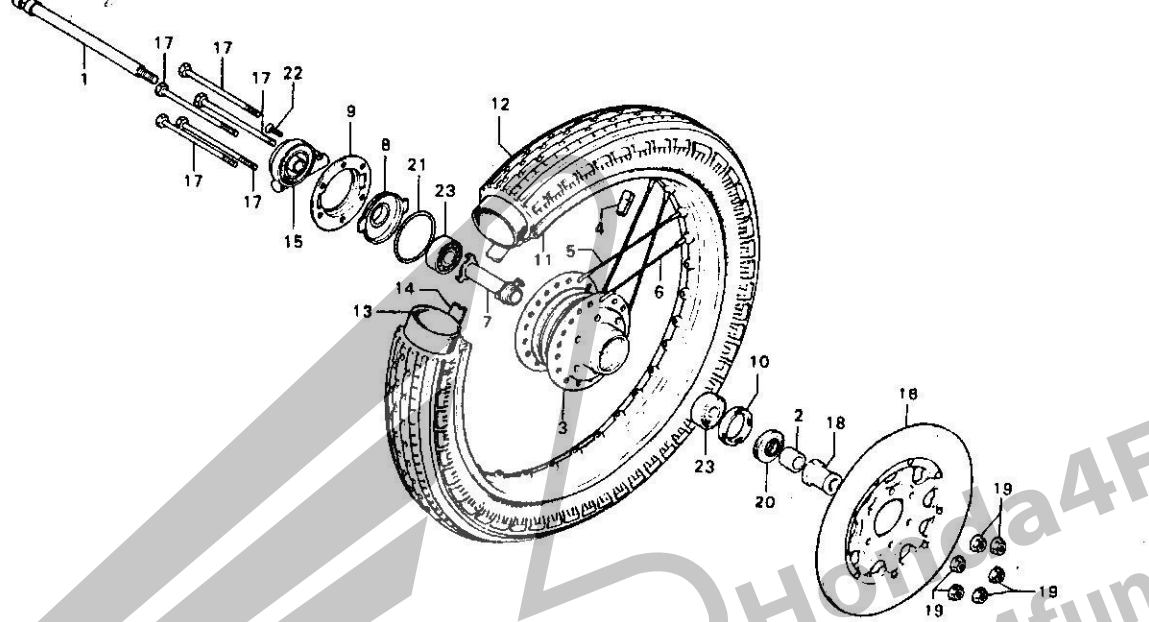


B390-78

Service item	F.R.T.	Ref. No.	Part No.	Description	Reqd. No. CB550F2	Serial No.	Area code
CALIPER A./PISTON	0.4	1	45100-390-003	CALIPER ASSY.	1		
CALIPER ASSY.	0.3	2	45101-323-013	CALIPER A (TOKIKO)	1		
• CALIPER HOLDER		3	45102-323-003	CALIPER B (TOKIKO)	1		
• FRONT BRAKE PIPE		4	45104-317-700	JOINT, CALIPER HOLDER	1		
CALIPER B./PAD B	0.2	5	45105-390-003	PAD COMP. A (TOKIKO)	1		
• PADA			45105-390-006	PAD COMP. A (ASAHI)	1		
• BLEEDER VALVE		6	45106-390-003	PAD COMP. B (TOKIKO)	1		
• CALIPER HOLDER PIN			45106-390-006	PAD COMP. B (ASAHI)	1		
DISK COVER	0.1	7	45107-323-020	PISTON COMP.	1		
• CALIPER HOLDER JOINT		8	45108-300-003	SEAL, PISTON (TOKIKO)	1		
		9	45115-390-003	HOLDER, CALIPER	1		
		10	45116-323-C20	PIN, CALIPER HOLDER	1		
		11	45117-341-700	BOLT, CALIPER ADJUSTING	1		
		12	45119-300-020	SPRING, CALIPER ADJUSTING	1		
		13	45128-323-020	PIPE, FR. BRAKE	1		
		14	45140-323-670	COVER COMP., DISK	1		
		15	45224-579-013	VALVE, BLEEDER (TOKIKO)	1		
		16	45225-579-013	CAP, BLEED SCREW (TOKIKO)	1		
		17	90165-223-000	BOLT, CALIPER SETTING	2		
		18	91259-333-000	O-RING, 9.5X1.7	2		
		19	93483-06025-00	BOLT-WASHER, 6X25	2		
		20	93483-08035-00	BOLT-WASHER, 8X35	1		
		21	94001-06000	NUT, HEX., 6MM	1		
		22	94102-10000	WASHER, PLAIN, 10MM	2		
		23	94201-16220	PIN, SPLIT, 1.6X22	1		

# F-9

## Front wheel • Disk



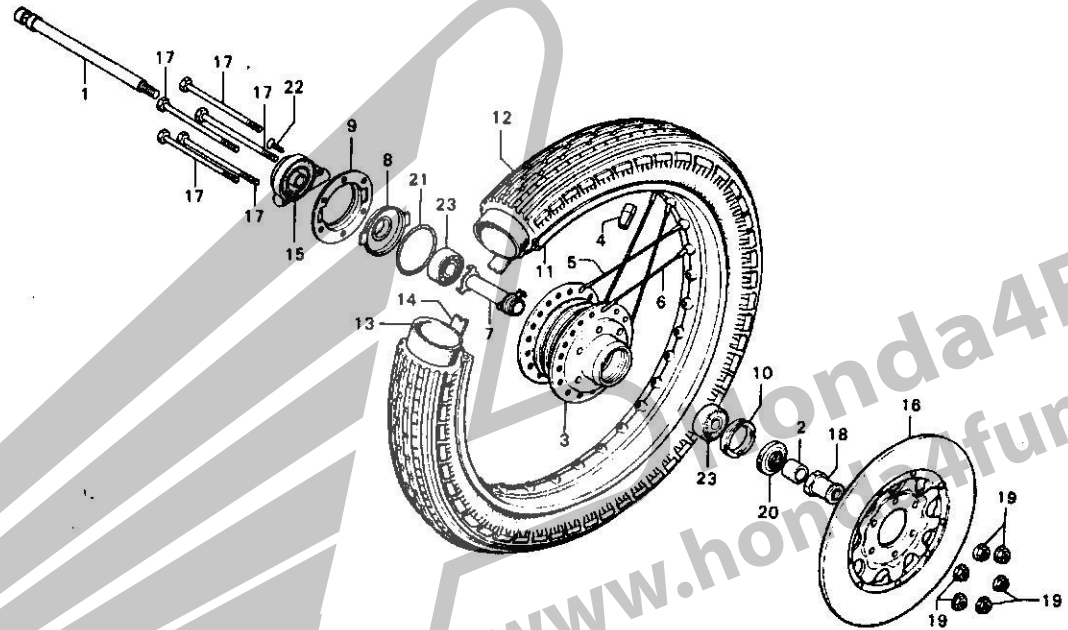
8390-79

Service item	F.R.T.	Ref. No.	Part No.	Description	Reqd. No. CB550F2	Serial No.	Area code
FRONT WHEEL HUB	2.9	1	44301-393-000	AXLE, FR. WHEEL	1		
FRONT WHEEL RIM	2.2	2	44311-300-000	COLLAR, FR. WHEEL SIDE	1		
FRONT WHEEL TIRE/TUBE/TIRE FLAP	0.9	3	44601-300-040	HUB, FR. WHEEL	1		
BLANCER	0.8	4	44606-283-000	BALANCER (20G)	N		
			44607-283-000	BALANCER (15G)	N		
FRONT AXLE DISTANCE COLLAR/ BALL BEARING			44608-283-000	BALANCER (10G)	N		
			44609-283-000	BALANCER (5G)	N		
• Add 0.1 at ball bearing		5	44606-300-003	SPOKE A, FR. (DAIDO) (INSIDE)	20		
FRONT WHEEL BEARING RETAINER	0.5						
FRONT BRAKE DISK	0.4	6	44607-300-003	SPOKE B, FR. (DAIDO) (CUTSIDE)	20		
• GEAR BOX RETAINER							
SPEEDOMETER GEAR BOX/FRONT WHEEL AXLE	0.3	7	44620-300-020	COLLAR, FR. AXLE DISTANCE	1		
		8	44641-375-000	RETAINER COMP., GEAR BOX	1		
		9	44642-300-020	COVER, GEAR BOX RETAINER	1		
		10	44643-300-000	RETAINER, FR. WHEEL BEARING	1		
		11	44701-300-013	RIM, FR. WHEEL (19 DAIDO)	1		
			44701-405-771	RIM, FR. WHEEL	1	2116069	2116068
		12	44711-375-671	TIRE, FR. WHEEL (3.255-19 85)	1		A,CM
			44711-375-003	TIRE, FR. WHEEL (3.255-19 85)	1		DK,DM,E,ED,F,G,U
		13	44712-300-003	TUBE, TIRE (3.25/3.50-19 85)	1		
		14	44713-300-003	FLAP, TIRE (19 85)	1		
		15	44800-323-000	BOX ASSY., SPEEDOMETER GEAR	1		
		16	45120-374-700	DISK COMP., FR. BRAKE	1		
		17	90122-300-020	BOLT, 8X102	6		
		18	90305-333-000	NUT, AXLE, 12MM	1		
		19	90309-357-000	NUT, HEX., 8MM	6		
		20	91252-300-003	DUST SEAL, 22X36X8	1		

1578.07.20

# F-9

## Front wheel - Disk



B390-79

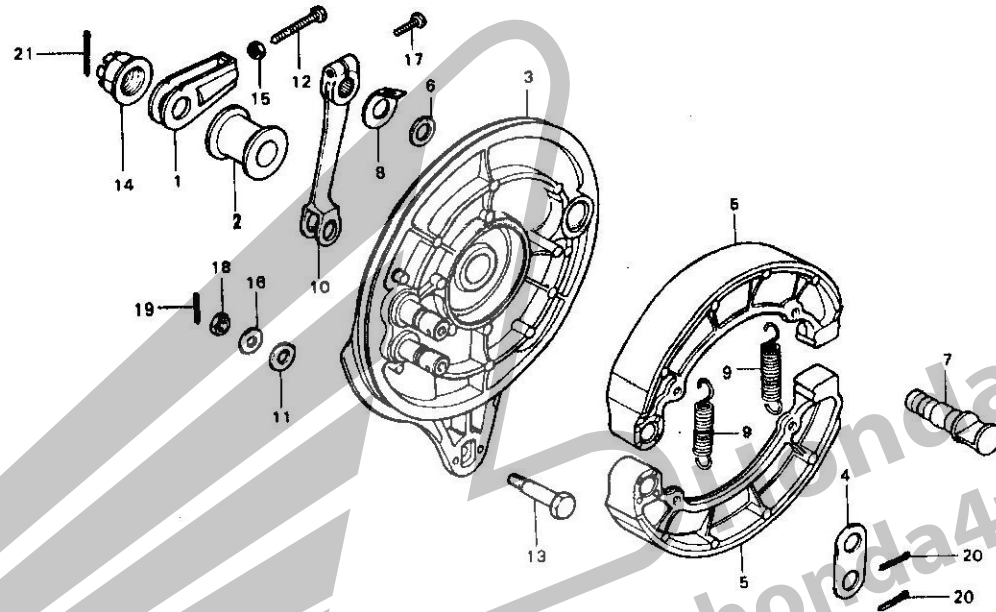
Service item	F.R.T.	Ref. No.	Part No.	Description	Reqd. No. CB550F2	Serial No.	Area code
		21	91302-300-000	O-RING, 58X2	1		
		22	93700-05015-0A	SCREW, OVAL, 5X15	1		
		23	96140-63020-10	BEARING, RADIAL BALL, 6302U	2		

Courtesy of  
www.hondafour.com

www.hondafun.com  
www.hondafun.com

# F-10

## Rear brake panel



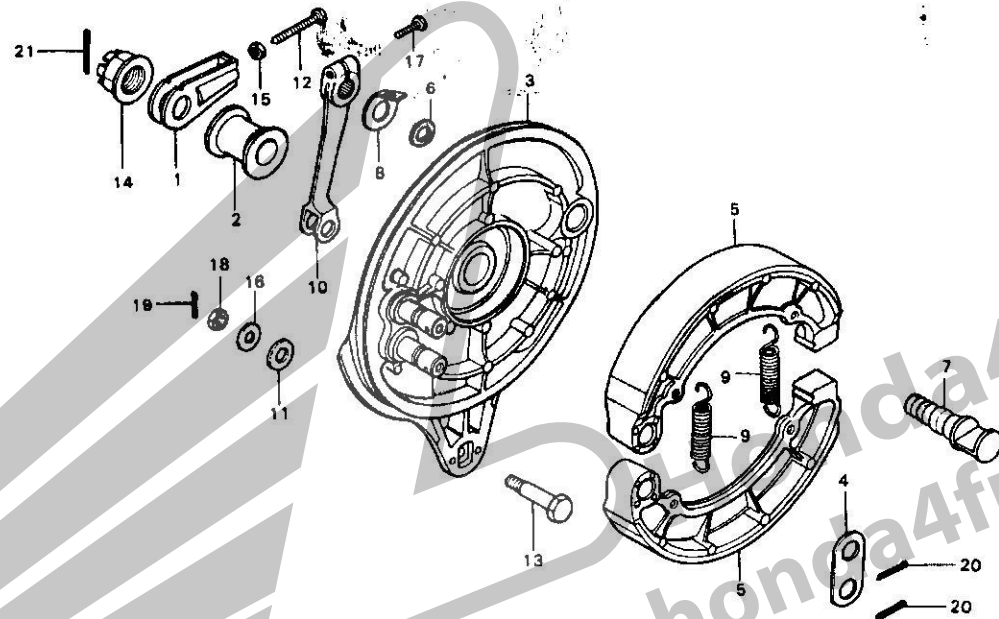
B390-80

Service item	F.R.T.	Ref. No.	Part No.	Description	Reqd. No. CB550F2	Serial No.	Area code
REAR BRAKE PANEL and its related parts	0.6	1	40543-390-000	ADJUSTER, CHAIN	1		
REAR BRAKE PANEL SIDE COLLAR/ CHAIN ADJUSTER	0.4	2	42313-292-000	COLLAR, RR. BRAKE PANEL SIDE	1		A,CM,DK,DM,E,U
			42313-390-000	COLLAR, RR. BRAKE PANEL SIDE	1		ED,F,G
		3	43100-341-C30	PANEL COMP., RR. BRAKE	1	2115718	A,CM,DK,DM,E,U
			43100-374-C00	PANEL COMP., RR. BRAKE	1		ED,F,G
REAR BRAKE ARM and its related parts	0.1		43100-405-000	PANEL COMP., RR. BRAKE	1	2115719	A,CM,DK,DM,E,U
		4	43102-319-C00	WASHER, ANCHOR PIN	1		A,CM,DK,DM,E,U
			43102-323-C00	WASHER, ANCHOR PIN	1		ED,F,G
		5	43120-283-000	SHOE COMP., RR. BRAKE	2		ED,F,G
			43120-404-003	SHOE COMP., RR. BRAKE	2		A,CM,DK,DM,E,U
			43120-458-670	SHOE COMP., RR. BRAKE	2		A,CM,DK,DM,E,U
		6	43134-300-000	DUST SEAL, BRAKE CAM	1		A,CM,DK,DM,E,U
			45134-250-000	DUST SEAL, BRAKE CAM	1		ED,F,G
		7	43141-341-020	CAM, RR. BRAKE	1		A,CM,DK,DM,E,U
			43141-374-000	CAM, RR. BRAKE	1		ED,F,G
		8	43145-341-010	PLATE, BRAKE INDICATOR	1		A,CM,DK,DM,E,U
			43145-374-000	PLATE, BRAKE INDICATOR	1		ED,F,G
		9	43151-346-000	SPRING, RR. BRAKE SHOE	2		
		10	43410-404-000	ARM, RR. BRAKE	1		A,CM,DK,DM,E,U
			43411-374-000	ARM, RR. BRAKE	1		ED,F,G
		11	43434-286-000	RUBBER, STOPPER ARM CUSHION	1		
		12	90119-283-C00	BOLT, CHAIN ADJUSTING	1		
		13	90127-323-000	BOLT, RR. BRAKE STOPPER ARM	1		ED,F,G
			90127-393-000	BOLT, RR. BRAKE STOPPER	1		A,CM,DK,DM,E,U
		14	90305-393-000	NUT, AXLE, 18MM	1		
		15	90307-283-000	NUT, CHAIN ADJUSTING	1		

Courtesy of  
www.honda4fun.com

# F-10

## Rear brake panel

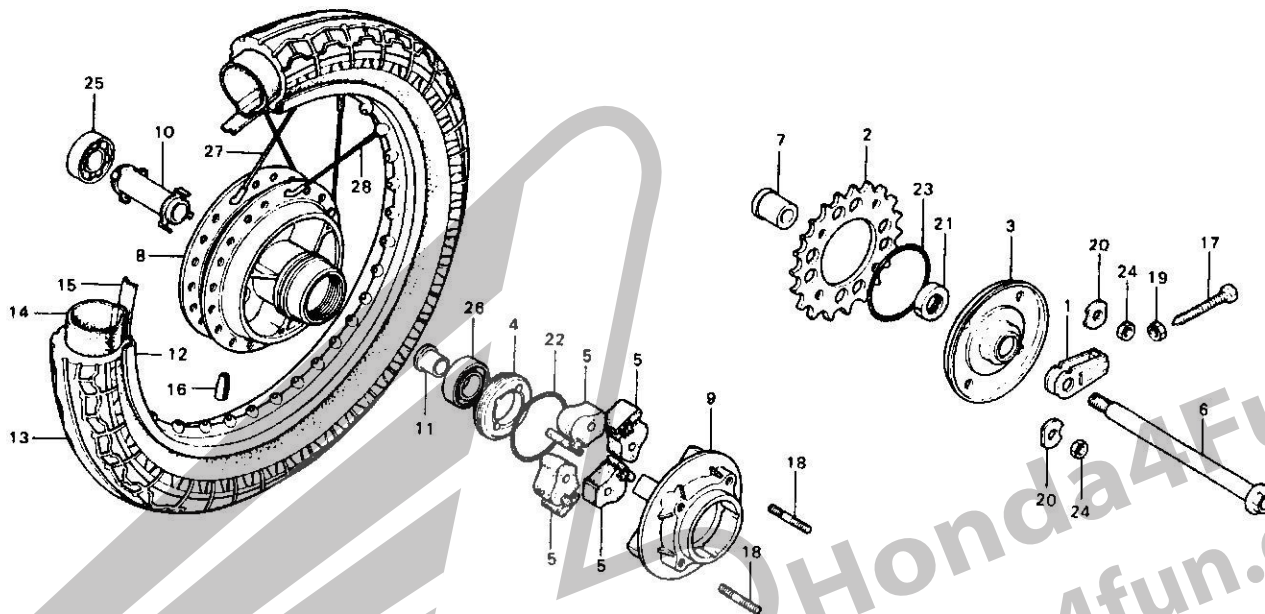


B390-80

Service item	F.R.T.	Ref. No.	Part No.	Description	Reqd. No. CB550F2	Serial No.	Area code
		16	90524-030-000	WASHER A, HANDLE HOLDER	1		
				SETTING			
		17	92000-06020	BOLT, HEX., 6X20	1		ED, F, G
			92000-08025-0A	BOLT, HEX., 8X25	1		A, CM, DK, DP, E, U
		18	94001-08C00-0S	NUT, HEX., 8MM	1		
		19	94201-20180	PIN, SPLIT, 2.0X18	1		A, CH, DK, DP, E, U
			94251-08000	PIN, LOCK, 8MM	1		ED, F, G
		20	94201-25200	PIN, SPLIT, 2.5X20	2		
		21	94201-40300	PIN, SPLIT, 4.0X30	1		

# F-11

## Rear wheel



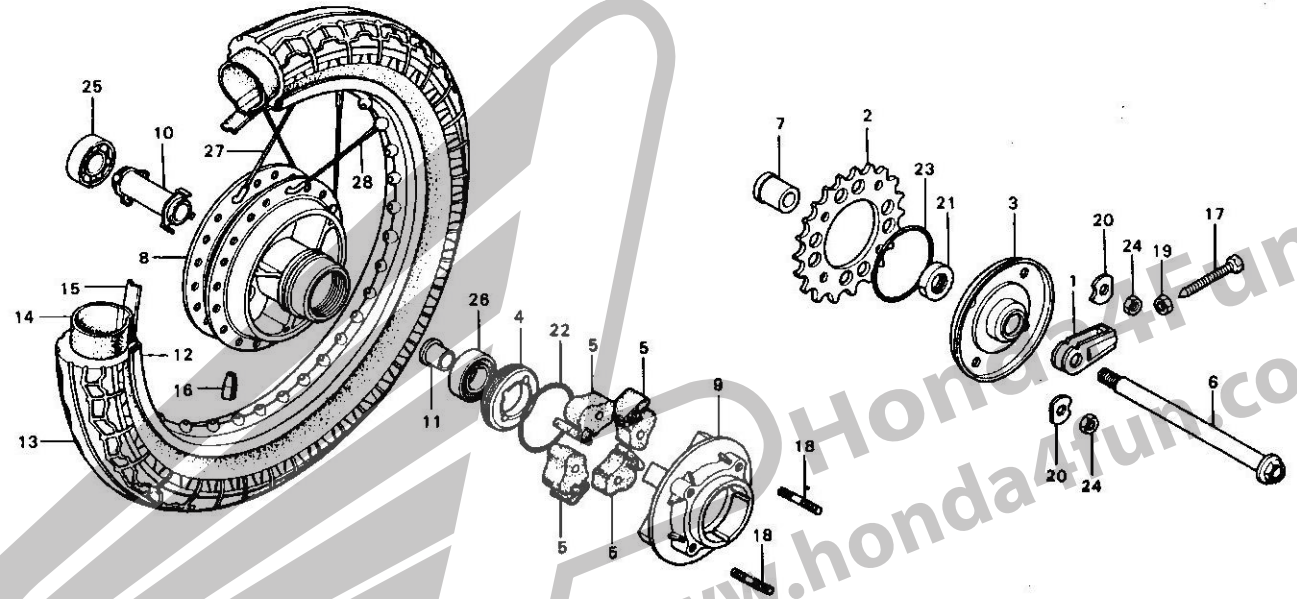
B:90-R1

Service item	F.R.T.	Ref. No.	Part No.	Description	Reqd. No. CB550F2	Serial No.	Area code
REAR WHEEL HUB	2.8	1	40543-390-000	ADJUSTER, CHAIN	1		
REAR WHEEL RIM	2.4	2	41201-374-000	SPROCKET, FINAL DRIVEN (37T)	1		
REAR WHEEL TIRE/TUBE/TIRE FLAP	1.1	3	41211-323-000	PLATE, SPROCKET SIDE	1		
FINAL DRIVEN FLANGE	1.0	4	41231-323-C20	RETAINER, RR. WHEEL BEARING	1		
BALANCER	0.9	5	41241-404-000	DAMPER, RR. WHEEL	4		
REAR AXLE DISTANCE COLLAR/ BALL BEARING	0.7	6	42301-300-C20	AXLE, RR. WHEEL	1		
• Add 0.1 at ball bearing		7	42311-390-C00	COLLAR, RR. WHEEL SIDE	1		
10 x 48 STUD BOLT	0.6	8	42601-323-C30	HUB CMP., RR. WHEEL	1		ED, F, G
• Add 0.1			42601-404-C00	HUB CMP., RR. WHEEL	1		A, CM, DK, DM, E, U
REAR WHEEL BEARING RETAINER	0.6	9	42610-323-000	FLANGE, FINAL DRIVEN	1		
• 34 x 55 x 9 OIL SEAL		10	42620-323-C30	COLLAR, RR. AXLE DISTANCE	1		ED, F, G
REAR DAMPER	0.6		42620-404-000	COLLAR, RR. AXLE DISTANCE	1		A, CM, DK, DM, E, U
• One motorcycle 0.7		11	42625-283-000	COLLAR B, RR. AXLE DISTANCE	1		
FINAL DRIVEN SPROCKET	0.5	12	42701-283-003	RIM, RR. WHEEL (18 DA1DD)	1		
CHAIN ADJUSTER/REAR WHEEL AXLE	0.4		42701-404-771	RIM, RR. WHEEL (18 DADD)	1	2116069	2116C68
		13	42711-375-671	TIRE, RR. WHEEL (3.75S-18 BS)	1		A, CM
			42711-375-003	TIRE, RR. WHEEL (3.75S-18 BS)	1		DK, DM, E, ED, F, G, U
		14	42712-300-003	TUBE, TIRE (4.00-18 BS)	1		
		15	42713-268-003	FLAP, RR. TUBE (18 BS)	1		
		16	44606-283-000	BALANCER (20G)	N		
			44607-283-000	BALANCER (15G)	N		
			44608-283-000	BALANCER (10G)	N		
			44609-283-000	BALANCER (5G)	N		
		17	90119-283-C00	BOLT, CHAIN ADJUSTING	1		
		18	90125-323-000	BOLT, STUD, 10X48	4		
		19	90307-283-000	NUT, CHAIN ADJUSTING	1		
		20	90524-323-000	WASHER, TONGUED, 10MM	4		

1978.07.20

# F-11

## Rear wheel

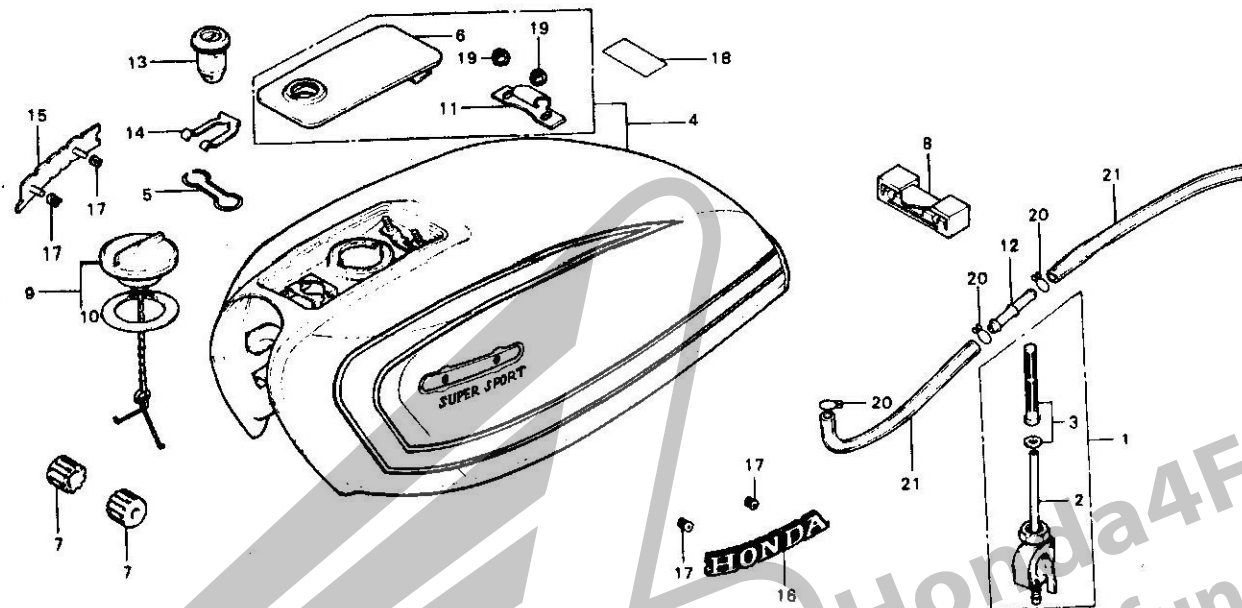


B390-81

Service item	F.R.T.	Ref. No.	Part No.	Description	Reqd. No. CB550F2	Serial No.	Area code
		21	90753-283-000	OIL SEAL, 34X55X9	1		
		22	91261-323-000	D-RING, 79X2.6	1		
		23	91262-323-000	D-RING, 92X2	1		
		24	94030-10000	NUT, HEX., 10MM	4		
		25	96140-63040-10	BEARING, RADIAL BALL, 6304U	1		
		26	96140-63050-10	BEARING, RADIAL BALL, 6305U	1		
		27	97285-69135-10	SPOKE BS, 8X147.5 (INSIDE)	20		ED,F,G
			97313-69129-10	SPOKE BS, 8X144.5 (INSIDE)	20		A,CM,DK,DM,E,U
		28	97686-69134-10	SPOKE BS, 8X147 (OUTSIDE)	20		ED,F,G
			97C07-69128-10	SPOKE BS, 8X144 (OUTSIDE)	20		A,CM,DK,DM,E,U

# F-12

## Fuel tank



B390-82

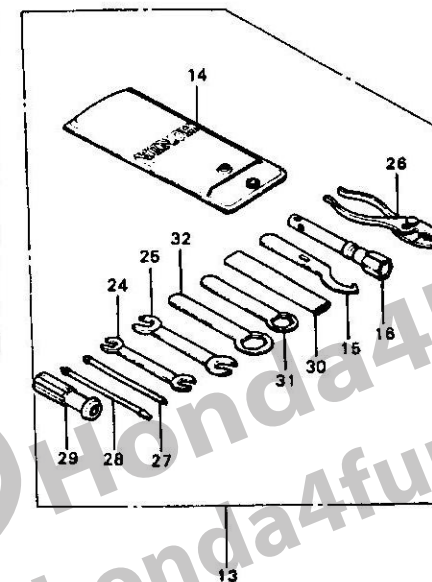
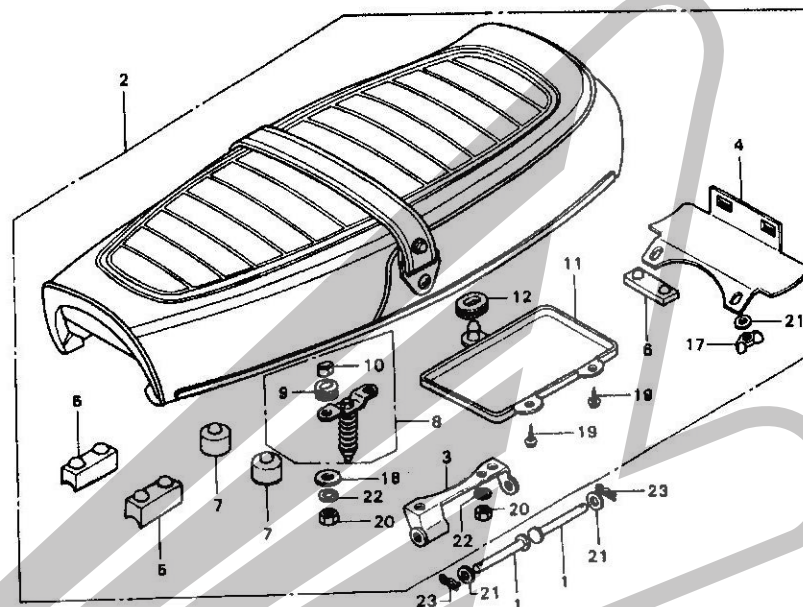
Service item	F.R.T.	Ref. No.	Part No.	Description	Reqd. No. CB550F2	Serial No.	Area code
FUEL TANK ASSY.	0.4	1	16950-388-005	COCK ASSY., FUEL	1		
FUEL COCK ASSY. and its related parts	0.2	2	16951-388-005	BODY COMP., COCK	1		
FILLER LID LOCK/FUEL FILLER LID	0.1	3	16952-388-005	SCREEN SET, FUEL STRAINER	1		
• FUEL TUBE		4	17525-390-780ZA	TANK SUB ASSY., FUEL • PB-7C*	1		
			17525-390-780ZB	TANK SUB ASSY., FUEL • R-2C-F*	1		
			17525-390-780ZC	TANK SUB ASSY., FUEL • R-8C-S*	1		
			17525-390-780ZD	TANK SUB ASSY., FUEL • NH-57*	1		
FUEL TANK EMBLEM	0.1	5	17526-390-000	CLIP, FILLER LOCK	1		
• One or all							
		6	17531-404-670ZA	LID CCMP., FUEL FILLER • NH-57*	1		
		7	17611-283-010	CUSHION, FUEL TANK FR.	2		
		8	17613-286-000	CUSHION, FUEL TANK RR.	1		
		9	17620-377-720	CAP COMP., FUEL FILLER	1		
		10	17631-329-000	PACKING, FUEL FILLER CAP	1		
		11	17735-390-000	SPRING, FUEL FILLER LID	1		
		12	17738-393-000	JOINT, DRAIN TUBE CONNECTING	1		
		13	37220-390-007	LOCK, FILLER LID (HONDA LOCK)	1		
		14	37221-390-000	SPRING, LOCK SET	1		
		15	87121-390-780	EMBLEM, R. FUEL TANK	1		
		16	87122-390-780	EMBLEM, L. FUEL TANK	1		
		17	87311-516-000	NUT, EMBLEM CLAMP	4		
		18	87560-375-680A	MARK, DRIVE CAUTION	1		
		19	94050-06080	NUT, FLANGE, 6MM	2		
		20	95002-02130	CLIP B12.5, TUBE	3		
		21	95003-27050-30	TUBE, VINYL, 9X13X500	2		

1578.07.20



# F-13

## Seat - Tool

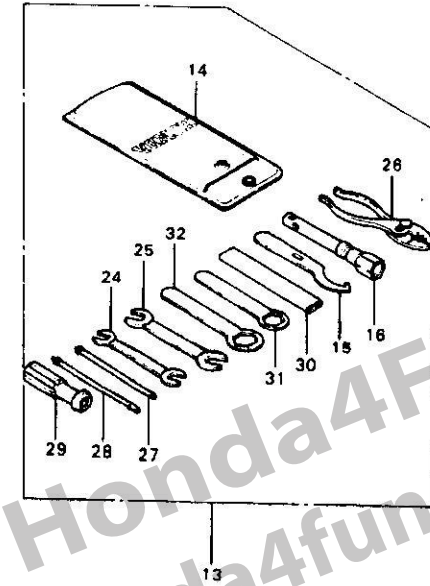
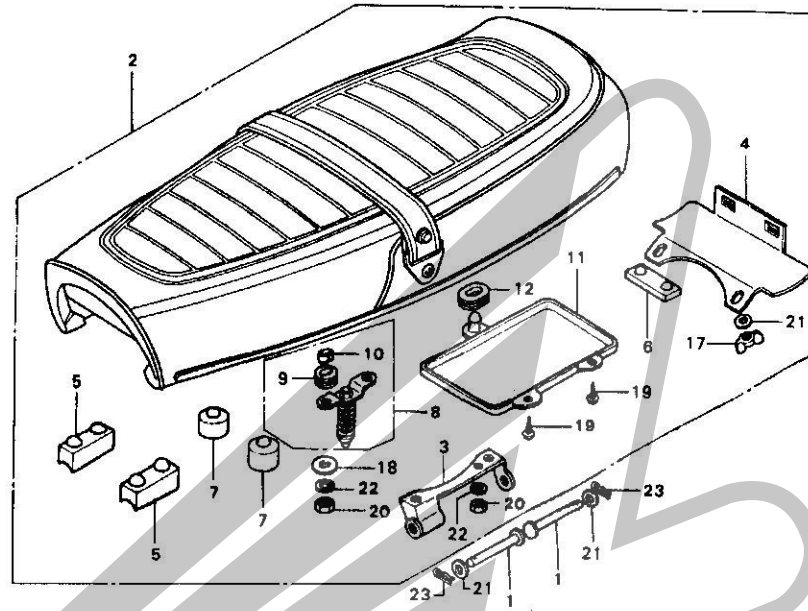


8390-83

Service item	F.R.T.	Ref. No.	Part No.	Description	Reqd. No. CB550F2	Serial No.	Area code
TOP COAT SET	0.3	1	77103-313-000	BAR, SEAT HINGE	2		
SEAT ASSY. and its related parts	0.1	2	77200-390-780	SEAT ASSY.	1		
		3	77201-323-C10	HINGE, SEAT	1		
		4	77202-390-000	LID, TOOL UNDER	1	2115988	
		5	77204-292-000	RUBBER, SEAT SETTING	2		
		6	77204-312-000	RUBBER, SEAT SETTING	1		
		7	77206-329-000	RUBBER B, SEAT SETTING	2		
		8	77220-340-011	BAR ASSY., SEAT LOCK	1		
		9	77228-340-001	RUBBER, SEAT LOCK BAR CUSHION	2		
		10	77229-340-C01	COLLAR, SEAT LOCK BAR	2		
		11	77250-342-300	LID, SEAT UNDER	1		
		12	83551-300-000	GROMMET, AIR CLEANER CASE	1		
		13	89010-404-670	TOOL SET	1		
		14	89101-300-C10	BAG, TOOL	1		
		15	89215-404-670	SPANNER, PIN	1		
		16	89216-323-000	WRENCH, SPARK PLUG	1		
		17	90203-611-000	NUT, AIR CLEANER COVER	2		
		18	90514-700-000	WASHER, TANK COLLAR LOCKING	2		
		19	93901-25080	SCREW, TAPPING, 5XB	2		
		20	94001-06000	NUT, HEX., 6MM	4		
		21	94101-06000	WASHER, PLAIN, 6MM	4		
		22	94111-06000	WASHER, SPRING, 6MM	4		
		23	94251-06000	PIN, LOCK, 6MM	2		
		24	99001-10120	SPANNER, 10X12	1		
		25	99001-14170	SPANNER, 14X17	1		

# F-13

## Seat - Tool

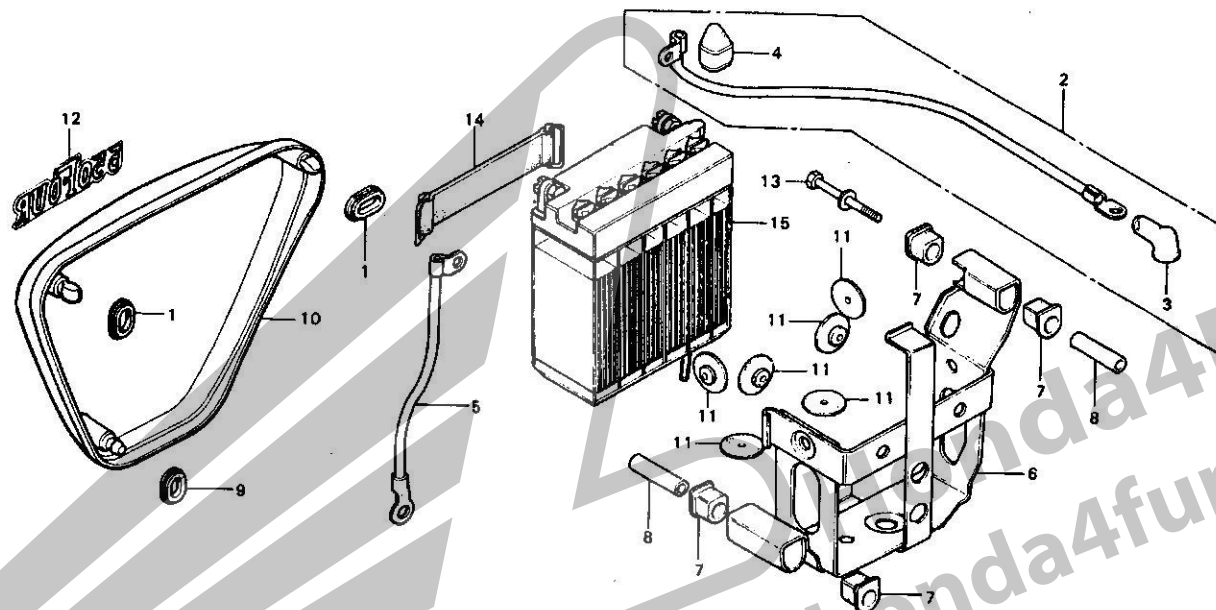


B390-83

Service Item	F.R.T.	Ref. No.	Part No.	Description	Reqd. No. CB550F2	Serial No.	Area code
		26	99002-13500	PLIERS, 135	1		
		27	99003-10000	DRIVER 2, PLUS SCREW	1		
		28	99003-30000	DRIVER 2, MINUS SCREW	1		
		29	99003-50000	GRIP	1		
		30	99006-12000	HANDLE, EYE WRENCH, 120MM	1		
		31	99006-22000	WRENCH, EYE, 22MM	1		
		32	99006-24000	WRENCH, EYE, 24MM	1		

# F-14

## Right side cover • Battery



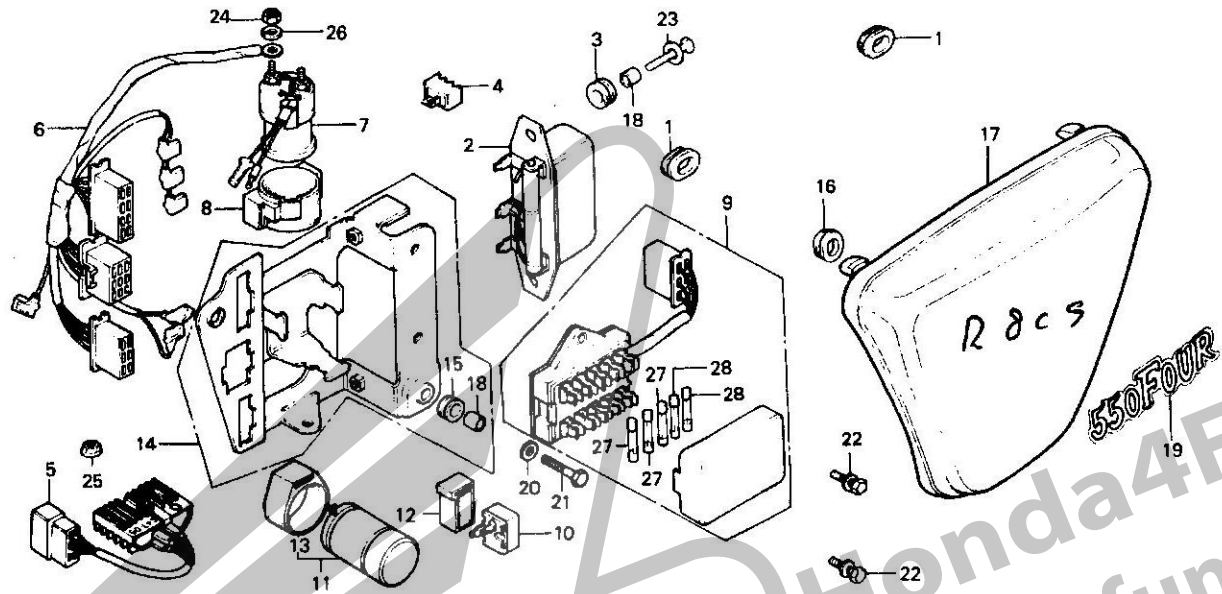
B390-84

Service item	F.R.T.	Ref. No.	Part No.	Description	Reqd. No. CB550F2	Serial No.	Area code
BATTERY BOX	0.5	1	17247-303-000	GROMMET A, AIR CLEANER CASE	2		
BATTERY CABLE	0.4	2	32401-323-000	CABLE, BATTERY STARTER	1		
SIDE COVER	0.1	3	32411-253-000	COVER, STARTING MOTOR TERMINAL	1		
		4	32412-323-000	COVER, BATTERY TERMINAL	1		
		5	32601-323-000	CABLE, BATTERY EARTH	1		
		6	50325-323-040	BOX, BATTERY	1		
		7	50331-323-000	CUSHION, BATTERY BOX	4		
		8	50332-323-000	COLLAR, BATTERY BOX	2		
		9	83551-300-000	GROMMET, AIR CLEANER CASE	1		
		10	83600-390-000Z8	COVER, R. SIDE *R-2C-F*	1		
			83600-390-000ZE	COVER, R. SIDE *NH-57*	1		
			83600-390-000ZF	COVER, R. SIDE *PB-7C*	1		
			83600-390-000ZG	COVER, R. SIDE *R-6C-S*	1		
		11	83618-323-000	RUBBER, BATTERY BOX	6		
		12	87124-390-000	EMBLEM, SIDE COVER	1		
		13	93481-08065-00	BOLT-WASHER, 8x65	1		
		14	95012-17000	BAND F, BATTERY	1		
		15	98202-22250	BATTERY, 12N12A-4A-1	1		
			98203-22250	BATTERY, 12N12A-4A-1	1		

CH, DK, DM, E, ED, F, G, U  
A

# F-15

## Left side cover - Electric plate



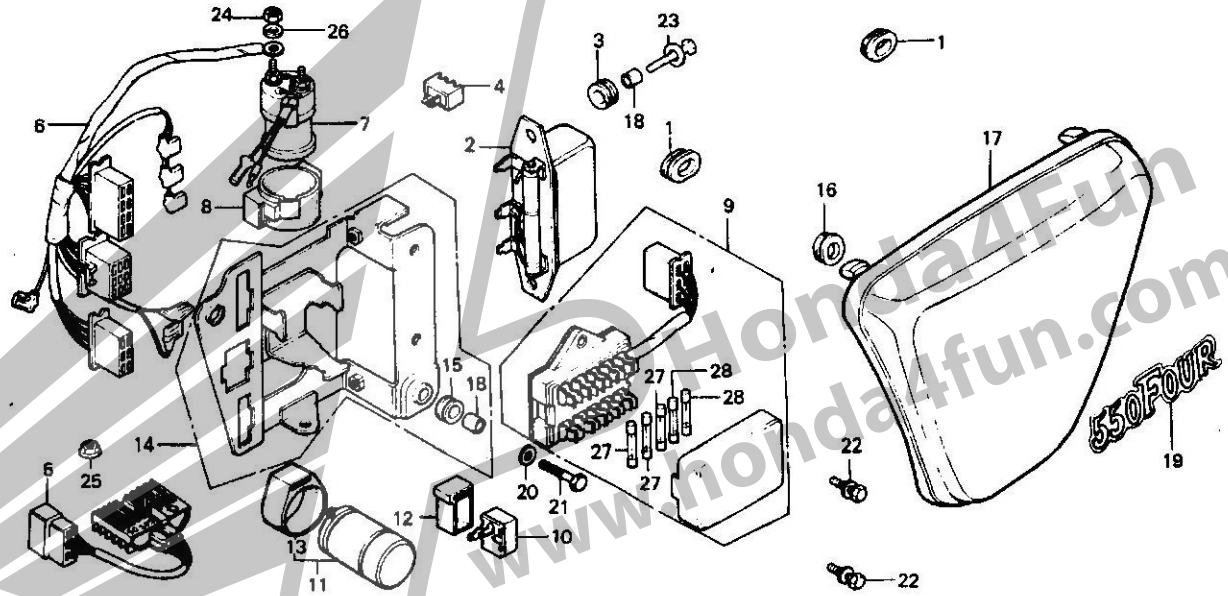
B390-85

Service item	F.R.T.	Ref. No.	Part No.	Description	Reqd. No. CB550F2	Serial No.	Area code
ELECTRIC PLATE	0.6	1	17247-303-000	GROMMET A, AIR CLEANER CASE	2		
SUB WIRE HARNESS	0.5	2	31400-300-C35	REGULATOR ASSY. (HITACHI)	1		
REGULATOR ASSY	0.4	3	31403-323-000	RUBBER, REGULATOR CUSHION	2		
• BATTERY CABLE		4	31700-124-C03	RECTIFIER ASSY., SILICON	1		
• STARTER MAGNETIC SWITCH		5	31700-333-008	RECTIFIER ASSY., SILICON (STANLEY)	1		
RECTIFIER		6	32105-390-000	HARNESS, SUB WIRE	1		
• WINKER RELAY		7	35850-375-000	SWITCH ASSY., STARTER MAGNETIC	1		
• FUSE BOX		8	35856-286-C10	RUBBER, MAGNETIC SHOCK	1		
SIDE COVER	0.1	9	38200-377-005	BOX ASSY., FUSE (DAICHI)	1		
		10	38300-292-670	RELAY ASSY., WINKER	1		A, CM
		11	38300-323-009	RELAY ASSY., WINKER	1		DK, DM, U
			38300-323-411	RELAY ASSY., WINKER	1		E, ED, F, G
		12	38306-092-670	SUSPENSION, WINKER RELAY	1		A, CM
		13	38306-107-670	SUSPENSION, WINKER RELAY	1		DK, DM, E, ED, F, G, U
		14	50330-390-000	PLATE, ELECTRIC	1		
		15	80105-041-000	CUSHION A, RR. FENDER	2		
		16	83551-300-000	GROMMET, AIR CLEANER CASE	1		
		17	83700-390-000Z8	COVER, L. SIDE *R-2C-F	1		
			83700-390-000ZE	COVER, L. SIDE *NH-57*	1		
			83700-390-000ZF	COVER, L. SIDE *PB-7C*	1		
			83700-390-000ZG	COVER, L. SIDE *R-8C-5*	1		
		18	84706-404-000	COLLAR, ELECTRIC PLATE	4		
		19	87124-390-000	EMBLEM, SIDE COVER	1		
		20	90581-701-000	WASHER, 18MM	2		
		21	92000-06020	BOLT, HEX., 6X20	2		

1978.07.20

# F-15

## Left side cover • Electric plate

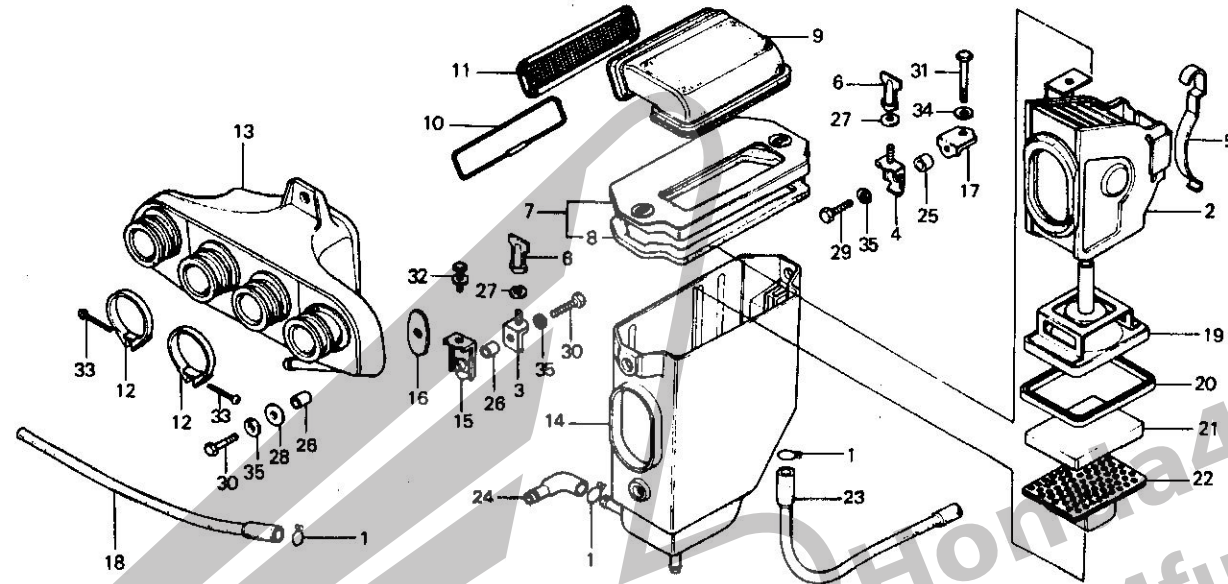


B390-85

Service item	F.R.T.	Ref. No.	Part No.	Description	Reqd. No. CB550F2	Serial No.	Area code
		22	93481-C6016-00	BDLT-WASHER, 6X16	2		
		23	93494-06020-08	BDLT-WASHER, 6X20	2		
		24	94002-06080	NUT, HEX., 6MM	2		
		25	94050-08080	NUT, FLANGE, 8MM	1		
		26	94111-C6800	WASHER, SPRING, 6MM	2		
		27	98200-20700	FUSE B (7A)	3		
		28	98200-21500	FUSE B (15A)	2		

# F-16

## Air cleaner



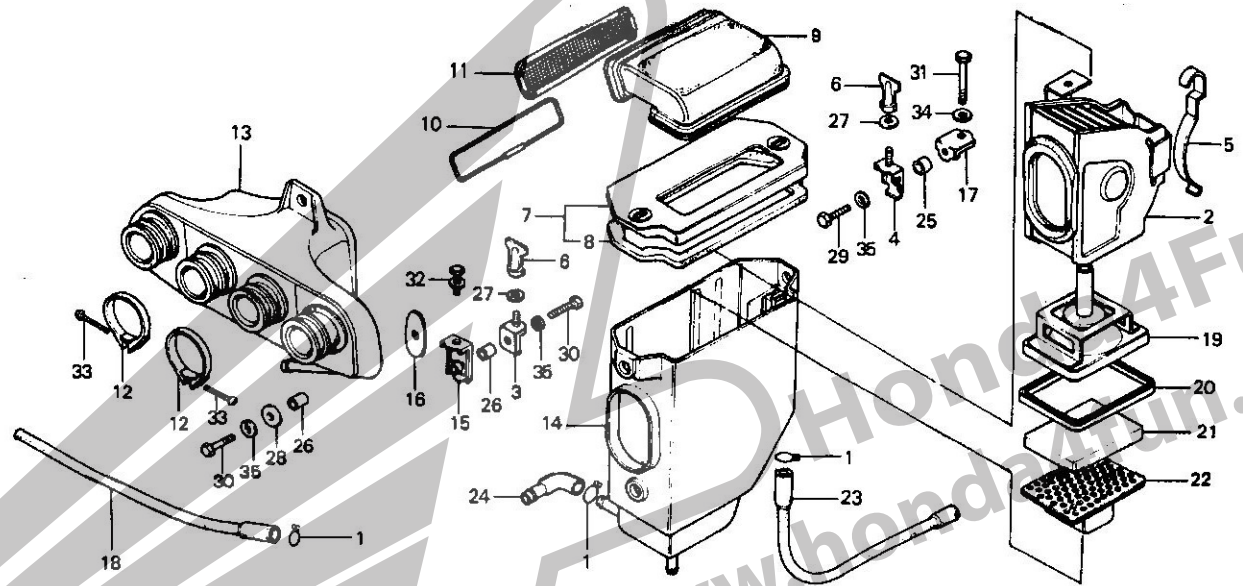
B390-86

Service item	F.R.T.	Ref. No.	Part No.	Description	Reqd. No. CB550F2	Serial No.	Area code
AIR CLEANER CASE	1.2	1	15772-292-C10	CLIP, BREATHER TUBE	3		
AIR CLEANER CHAMBER	1.1	2	17210-390-003	ELEMENT COMP., AIR CLEANER	1		
AIR CLEANER ELEMENT and its related parts	0.1	3	17214-390-000	STAY A, AIR CLEANER COVER	1		
		4	17215-390-000	STAY B, AIR CLEANER COVER	1		
		5	17216-323-C20	SPRING, AIR CLEANER ELEMENT	1		
				SET			
		6	17216-390-000	NUT, AIR CLEANER COVER SET	2		
		7	17220-390-000	COVER COMP., AIR CLEANER	1		
		8	17221-390-300	RUBBER, AIR CLEANER CASE SEAL	1		
		9	17240-390-000	DUCT, AIR CLEANER IN.	1		
		10	17242-390-000	WIRE, IN. DUCT	1		A,CM,DK,DM,E,F,G,U
		11	17242-390-640	NET, IN. DUCT	1		ED
		12	17255-230-000	BAND, CLEANER CONNECTING TUBE	4		
		13	17310-323-C10B	CHAMBER COMP., AIR CLEANER	1		
		14	17313-390-780	CASE, AIR CLEANER ELEMENT SEAL	1		
		15	17317-323-C10	STAY, AIR CLEANER	1		
		16	17318-323-000	WASHER, ELEMENT SETTING	1		
		17	17319-323-C00	STAY, AIR CLEANER RR.	1		
		18	17335-323-000	TUBE ASSY., BREATHER	1		
		19	17350-390-780	COVER COMP., ELEMENT	1		
		20	17351-390-780	SEAL, ELEMENT COVER	1		
		21	17352-374-003	ELEMENT	1		
		22	17353-374-003	PLATE, SEAL	1		
		23	17358-374-000	TUBE ASSY., DRAIN	1		
		24	17359-374-000	PIECE, AIR CLEANER JOINT	1		
		25	61309-303-810	COLLAR, BUZZER SETTING	1		

1978.07.20

# F-16

## Air cleaner



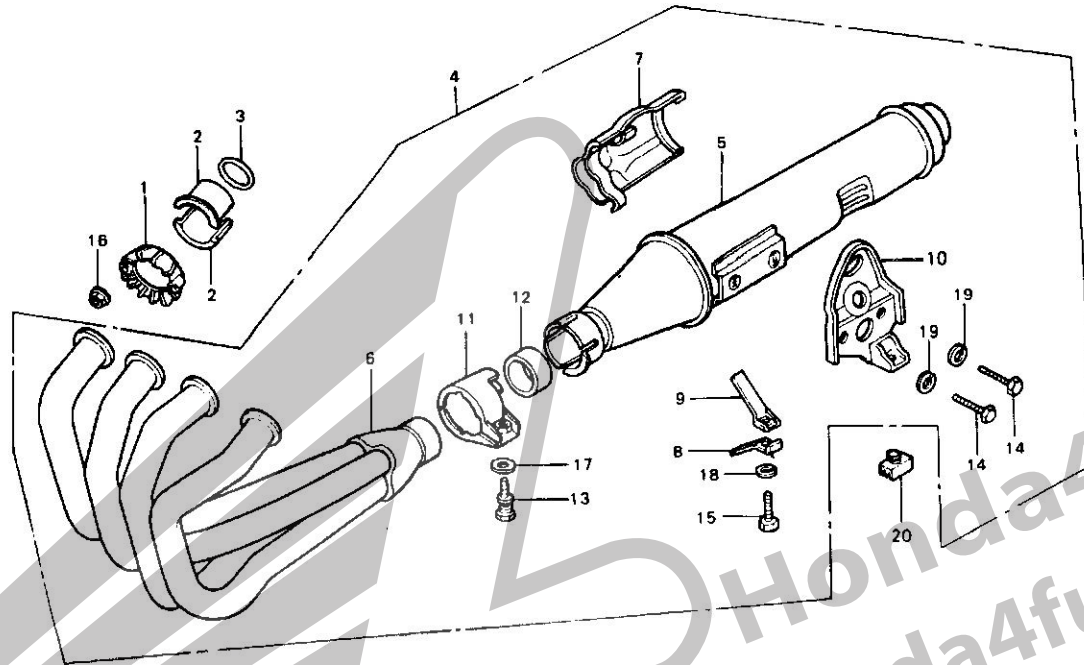
B300-86

Service item	F.R.T.	Ref. No.	Part No.	Description	Reqd. No. CB550F2	Serial No.	Area code
		26	84705-310-000	CCLLAR, RR, FENDER	2		
		27	90416-551-CC0	WASHER, SEALING, 6MM	2		
		28	90581-701-000	WASHER, 18MM	1		
		29	92000-C6016	BOLT, HEX., 6X16	1		
		30	92000-C6025	BCLT, HEX., 6X25	2		
		31	92000-C6040	BOLT, HEX., 6X40	1		
		32	93481-06012-00	BCLT-WASHER, 6X12	1		
		33	93500-04C2C-0A	SCREW, PAN, 4X20	4		
		34	94101-06000	WASHER, PLAIN, 6MM	1		
		35	94111-06000	WASHER, SPRING, 6MM	3		

Courtesy of  
www.hondaafun.com

# F-17

## Exhaust muffler



8390-32B

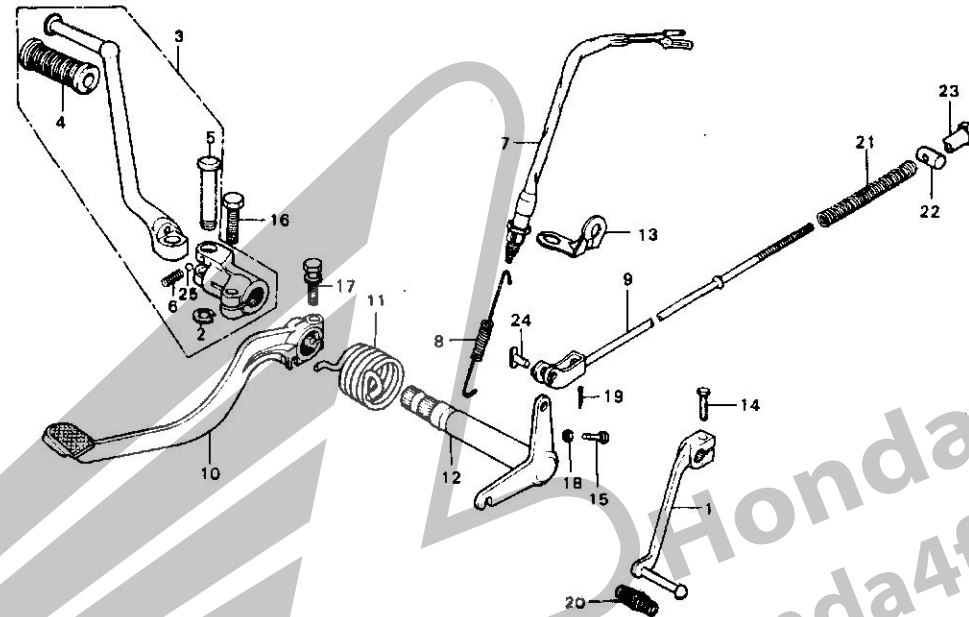
Service item	F.R.T.	Ref. No.	Part No.	Description	Reqd. No. CB550F2	Serial No.	Area code
EXHAUST MUFFLER and its related parts	0.4	1	18231-333-010	JOINT, EX. PIPE	4		
		2	18233-107-000	COLLAR, EX. PIPE JOINT	8		
• EXHAUST PIPE COMP./MUFFLER COMP.		3	18291-390-000	GASKET, EX. PIPE	4		
EXHAUST PIPE JOINT COLLAR	0.1	4	18300-390-000	MUFFLER COMP., EX.	1		
		5	18310-390-000	MUFFLER COMP.	1		
		6	18316-390-000	PIPE COMP., EX.	1		
		7	18329-390-000	PROTECTOR, EX. PIPE	1		
		8	18326-390-000	BAND A, PROTECTOR	1		
		9	18327-390-000	BAND B, PROTECTOR	1		
		10	18350-390-000	STAY, MUFFLER	1		
		11	18371-390-000	BAND, MUFFLER	1		
		12	18391-390-000	PACKING, MUFFLER	1		
		13	90105-390-000	BOLT, MUFFLER SET	1		
		14	92000-C8016-0A	BOLT, HEX., 8X16	2		
		15	92025-06025	BOLT, HEX., 6X25	1		
		16	94050-06080	NUT, FLANGE, 6MM	8		
		17	94101-08000	WASHER, PLAIN, 8MM	1		
		18	94111-06000	WASHER, SPRING, 6MM	1		
		19	94111-C8000	WASHER, SPRING, 8MM	2		
		20	95011-61000	RUBBER A, STAND STOPPER	1		

1978.07.20



# F-18

## Kick arm • pedal



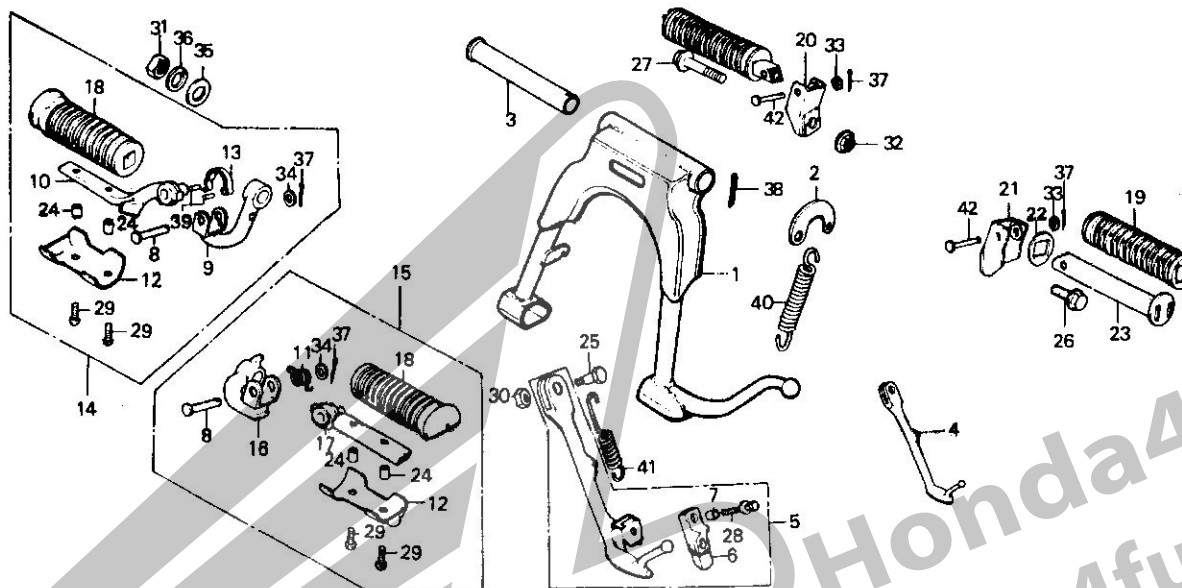
B390-33A

Service item	F.R.T.	Ref. No.	Part No.	Description	Reqd. No. CB550F2	Serial No.	Area code
REAR BRAKE PIVOT SHAFT	1.0	1	24700-390-000	PEDAL, GEAR CHANGE	1		
REAR BRAKE PEDAL/SPRING	0.2	2	24701-390-000	PEDAL, GEAR CHANGE	1		
• REAR BRAKE ROD		3	28293-290-000	CLIP, KICK STARTER KNUCKLE PIN	1		
• KICK STATER KNUCKLE PIN		4	28300-390-000	ARM COMP., KICK STARTER	1		
and its related parts		5	28311-329-000	RUBBER, KICK STARTER	1		
GEAR CHANGE PEDAL/RUBBER	0.1	6	28321-390-000	PIN, KICK STARTER KNUCKLE	1		
• KICK STATER ARM/RUBBER		7	28333-300-000	SPRING, KICK STARTER STOPPER	1		
• STOP SWITCH/SWITCH SPRING		8	35350-086-721	SWITCH ASSY., STOP	1		
		9	35357-011-000	SPRING, STOP SWITCH	1		
		10	43451-323-C20	ROD, RR. BRAKE	1		
		11	46500-390-000	PEDAL, BRAKE	1		
		12	46514-390-000	SPRING, BRAKE PEDAL	1		
		13	46515-390-000	SHAFT COMP., RR. BRAKE PIVOT	1		
		14	50157-390-000	BRACKET, STOP SWITCH	1		
		15	92000-06020	BOLT, HEX., 6X20	1		
		16	92030-06032	BOLT, HEX., 6X32	1		
		17	93200-08028-0A	BOLT, HEX., 8X28	1		
		18	93482-08028-00	BOLT-WASHER, 8X28	1		
		19	94002-06000	NUT, HEX., 6MM	1		
		20	94201-16150	PIN, SPLIT, 1.6X15	1		
		21	95011-40000	RUBBER, CHANGE PEDAL	1		
		22	95014-73300	SPRING C, BRAKE ROD	1	2106771	
		23	95014-73100	SPRING A, BRAKE ROD	1	2106772	
		24	95015-32001	JOINT B, BRAKE ARM	1		
		25	95015-42000	NUT B, BRAKE ROD ADJUST	1		
		26	95015-52000	PIN B, BRAKE ROD JOINT	1		
		27	96211-08000	BALL, STEEL, #8 (1/4)	1		

1978.07.20

# F-19

## Stand - Step



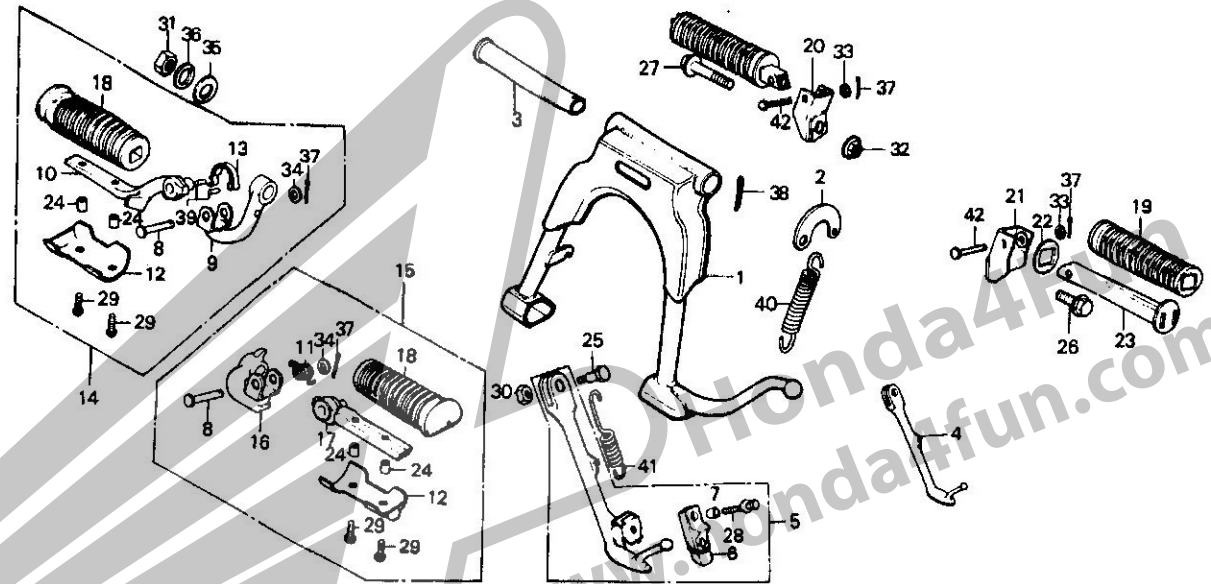
B390-87

Service item	F.R.T.	Ref. No.	Part No.	Description	Reqd. No. CB550F2	Serial No.	Area code
MAIN STAND/PIVOT PIPE	0.5	1	50500-390-300	STAND COMP., MAIN	1		
SIDE STAND BAR	0.2	2	50523-300-C10	PLATE, MAIN STAND SPRING	1		
MAIN STAND SPRING/SPRING PLATE	0.1	3	50526-300-000	PIPE, MAIN STAND PIVOT	1		
• SIDE STAND SPRING		4	50530-390-680	STAND COMP., SIDE	1		OK, DM, E, ED, F, U
• STAND RUBBER		5	50540-390-000	BAR ASSY., SIDE STAND	1		A, CM, G
• STEP ARM and its related parts			50540-390-610	BAR ASSY., SIDE STAND	1		G
• PILLION STEP and its related parts							
		6	50548-356-700	RUBBER, STAND	1		A, CM, G
		7	50549-356-700	COLLAR, STAND RUBBER SETTING	1		A, CM, G
		8	50603-C33-000	PIN, STEP BAR JOINT	2		
		9	50615-390-000	BAR COMP., R. STEP	1		
		10	50616-390-000	ARM, R. STEP	1		
		11	50617-283-000	SPRING, R. STEP RETURN	1		
		12	50619-375-000	STOPPER, STEP RUBBER	2		
		13	50620-377-000	SPRING, R. STEP RETURN	1		
		14	50630-390-000	STEP ASSY., R.	1		
		15	50640-390-000	STEP ASSY., L.	1		
		16	50641-390-000	BAR COMP., L. STEP	1		
		17	50642-390-000	ARM, L. STEP	1		
		18	50661-369-000	RUBBER, STEP	2		
		19	50710-377-000	RUBBER, PILLION STEP	2		
		20	50711-374-670	BRACKET, R. PILLION STEP	1		
		21	50712-374-670	BRACKET, L. PILLION STEP	1		
		22	50712-377-000	WASHER, PILLION STEP	2		
		23	50715-377-000	BAR, PILLION STEP	2		
		24	84706-286-000	COLLAR, NUMBER BRACKET SETTING	4		
		25	90108-283-000	SCREW, SIDE STAND PIVOT	1		

1578.07.20

# F-19

## Stand - Step

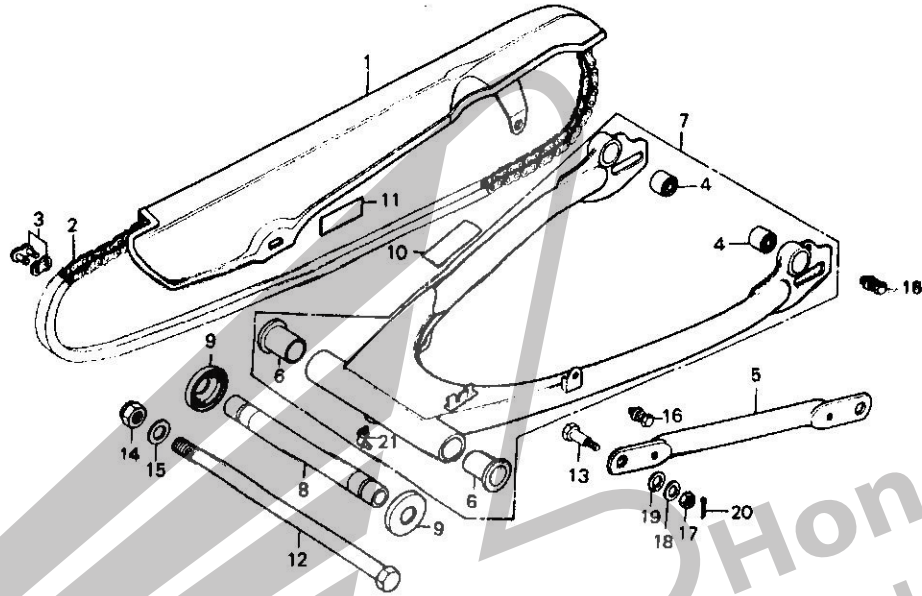


B390-87

Service item	F.R.T.	Ref. No.	Part No.	Description	Reqd. No. CB550F2	Serial No.	Area code
		28	92000-10032-0A	BOLT, HEX., 10X22	1		
		27	92000-10035-0A	BOLT, HEX., 10X35	1		
		28	93481-06028-00	BOLT-WASHER, 6X28	1		A,CP,G
		29	93500-06018	SCREW, PAN, 6X18	4		
		30	94002-10000-05	NUT, HEX., 10MM	1		
		31	94030-12000	NUT, HEX., 12MM	1		
		32	94071-1008C	NUT-WASHER, 10MM	1		
		33	94101-06000	WASHER, PLAIN, 6MM	2		
		34	94101-08000	WASHER, PLAIN, 8MM	2		
		35	94101-12000	WASHER, PLAIN, 12MM	1		
		36	94111-12000	WASHER, SPRING, 12MM	1		
		37	94201-16150	PIN, SPLIT, 1.6X15	4		
		38	94201-25250	PIN, SPLIT, 2.5X25	1		
		39	94305-40163	PIN, SPRING, 4X16	2		
		40	95014-71702	SPRING G, MAIN STAND	1		
		41	95014-72402	SPRING D, SIDE STAND	1		A,CM,DK,DM,E,ED,F,U
			95014-72102	SPRING A, SIDE STAND	2		G
		42	95015-83000	PIN C, PILLION STEP	2		

# F-20

## Rear fork - Chain



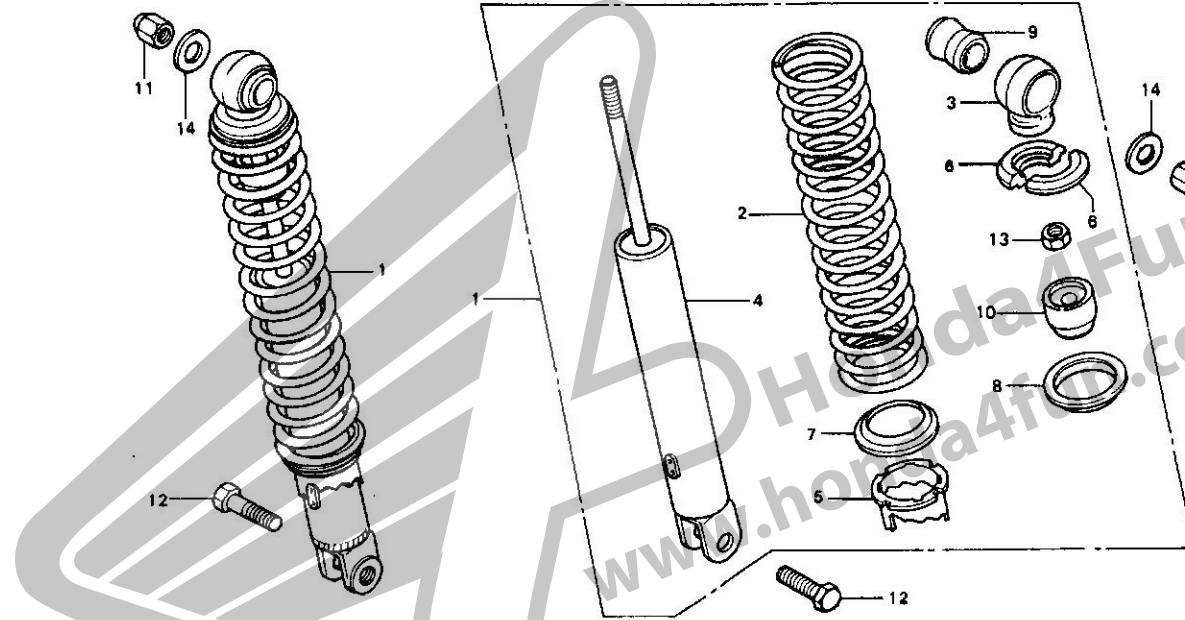
B390-RR

Service item	F.R.T.	Ref. No.	Part No.	Description	Reqd. No. CB550F2	Serial No.	Area code
REAR FORK PIVOT BUSH	1.0	1	40510-390-000	CASE, DRIVE CHAIN	1		
• REAR CUSHION UNDER RUBBER BUSH		2	40530-404-003	CHAIN, DRIVE	1		
REAR FORK	0.8		40530-404-006	(DID50HDSKAI-1COL ENDLESS) CHAIN, DRIVE	1		
REAR FORK CENTER COLLAR	0.8	3	40531-404-000	(RK50NS-100L ENDLESS) JOINT, DRIVE CHAIN (DID-XJ)	(1)		
DRIVE CHAIN and its related parts	0.3		40531-392-305	JOINT, DRIVE CHAIN (RK50SS)	(1)		
REAR BRAKE STOPPER ARM	0.2	4	40548-268-000	BUSH, RR. CUSHION UNDER RUBBER	2		
DRIVE CHAIN CASE	0.1	5	43431-404-000	ARM, RR. BRAKE STOPPER	1		
		6	52108-457-300	BUSH, RR. FORK PIVOT	2		
		7	52110-390-000ZA	FORK ASSY., RR. (NH-1)	1		
		8	52141-390-000	COLLAR, RR. FORK CENTER	1		
		9	52144-362-000	CAP, RR. FORK DUST SEAL	2		
		10	87904-028-870	MARK, MUFFLER CAUTION	1		A, CM
		11	87505-390-610	MARK, TIRE CAUTION	1		DK, DM, E, ED, F, G, U
			87505-390-780	MARK, TIRE CAUTION	1		A, CM
		12	90121-390-000	BOLT, RR. FORK PIVOT	1		
		13	90133-286-000	BOLT, RR. BRAKE STOPPER ARM	1		
		14	90354-268-000	NUT, SELF LOCK, 14MM	1		
		15	90926-268-000	WASHER, RR. FORK PIVOT BCLT	1		
		16	93483-06014-00	BCLT-WASHER, 6X14	2		
		17	94001-08000-05	NUT, HEX., 8MM	1		
		18	94101-C8000	WASHER, PLAIN, 8MM	1		
		19	94111-10000	WASHER, SPRING, 10PM	1		
		20	94201-20180	PIN, SPLIT, 2.0X18	1		
		21	96201-80000	NIPPLE, GREASE, 8-T65	1		

1978.07.20

# F-21

## Rear cushion (~2115988)

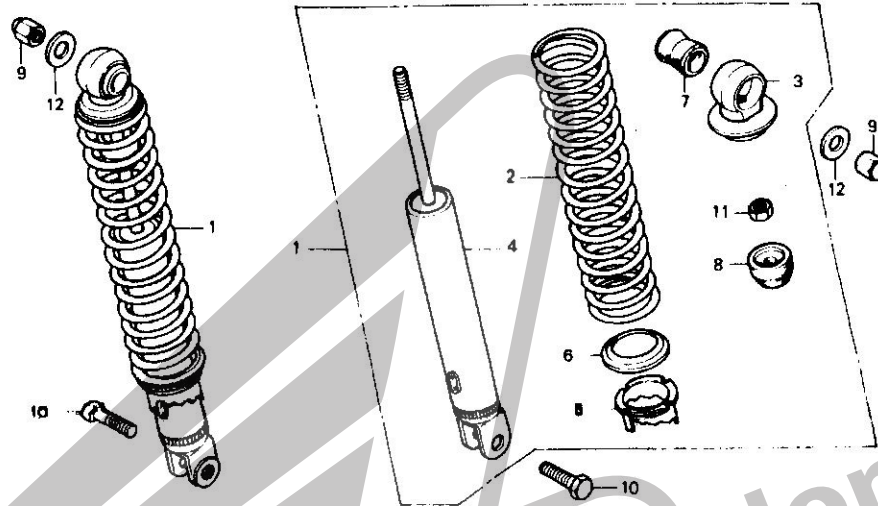


B404-26

Service item	F.R.T.	Ref. No.	Part No.	Description	Reqd. No. CB550F2	Serial No.	Area code
REAR CUSHION ASSY.	0.1	1	52400-375-611	CUSHION ASSY., RR.	2	2115988	A,CM,DK,E,ED,F,G,U
REAR CUSHION SPRING and its related parts	0.3	2	52401-323-000	SPRING, RR. CUSHION	2	2115988	A,CM,DK,E,ED,F,G,U
		3	52403-312-000	JOINT, UPPER	2	2115988	A,CM,DK,E,ED,F,G,U
		4	52410-375-611	DAMPER ASSY., RR.	2	2115988	A,CM,DK,E,ED,F,G,U
		5	52422-390-003	ADJUSTER, SPRING (SHOWA)	2	2115988	A,CM,DK,E,ED,F,G,U
		6	52424-331-003	STOPPER, SPRING SEAT (SHOWA)	4	2115988	A,CM,DK,E,ED,F,G,U
		7	52458-329-000	SEAT, RR. CUSHION SPRING UNDER	2	2115988	A,CM,DK,E,ED,F,G,U
		8	52459-312-003	SEAT, RR. CUSHION SPRING	2	2115988	A,CM,DK,E,ED,F,G,U
		9	52484-292-000	RUBBER, JOINT	2	2115988	A,CM,DK,E,ED,F,G,U
		10	52517-358-771	RUBBER, STOPPER	2	2115988	A,CM,DK,E,ED,F,G,U
		11	90309-315-000	NUT, RR. CUSHION UPPER	2	2115988	A,CM,DK,E,ED,F,G,U
		12	93000-10032-0A	BOLT, HEX., 10X32	2	2115988	A,CM,DK,E,ED,F,G,U
		13	94002-10000-0S	NUT, HEX., 10MM	2	2115988	A,CM,DK,E,ED,F,G,U
		14	94101-10200	WASHER, PLAIN, 10MM	2	2115988	A,CM,DK,E,ED,F,G,U

# F-21-1

Rear cushion  
(2115989~)

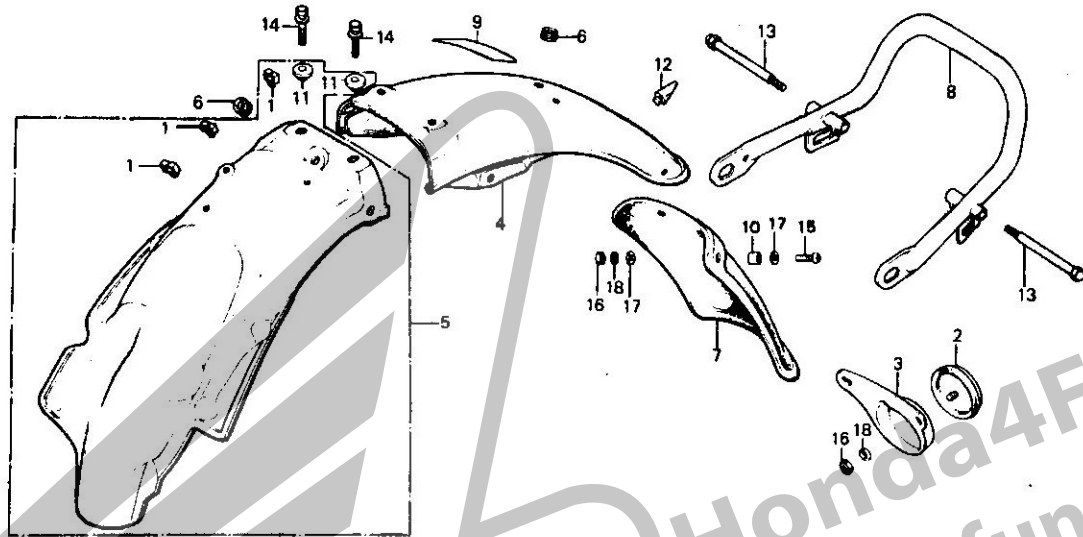


Service item	F.R.T.	Ref. No.	Part No.	Description	Reqd. No. CB550F2	Serial No.	Area code
REAR CUSHION ASSY.	0.1	1	52400-404-C13	CUSHION ASSY., RR.	2	2115989	
REAR CUSHION SPRING and its related parts	0.3	2	52401-323-000	SPRING, RR. CUSHION	2	2115989	
		3	52403-404-C13	JOINT COMP., UPPER	2	2115989	
		4	52416-404-C03	CUSHION COMP., RR.	2	2115989	
		5	52422-404-C03	ADJUSTER, SPRING	2	2115989	
		6	52458-225-L00	SEAT, RR. CUSHION SPRING UNDER	2	2115989	
		7	52484-252-C00	RUBBER, JOINT	2	2115989	
		9	52517-404-C03	RUBBER, STOPPER	2	2115989	
		11	90309-315-000	NUT, RR. CUSHION UPPER	2	2115989	
		10	93000-10032-0A	BOLT, HEX., 10X32	2	2115989	
		11	94002-10000-05	NUT, HEX., 10MM	2	2115989	
		12	94101-10200	WASHER, PLAIN, 10MM	2	2115989	

1978.07.20

# F-22

## Rear fender

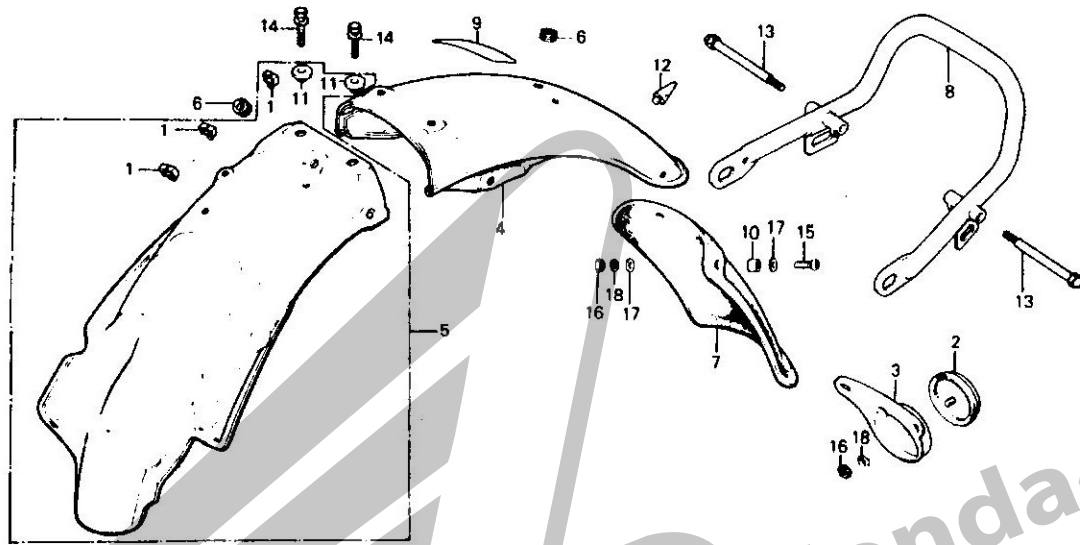


8390-89A

Service item	F.R.T.	Ref. No.	Part No.	Description	Reqd. No. CB550F2	Serial No.	Area code
REAR FENDER B.	0.9	1	32985-300-000	GROMMET, WIRE CORD	3		
REAR FENDER A.	0.4	2	33741-333-610	REFLECTOR, REFLEX	1	2108051	G
• REAR BUMPER			33741-333-611	REFLECTOR, REFLEX	1	2108052	G
REAR BUMPER (G. TYPE)	0.2	3	33745-375-610	STAY, REFLEX REFLECTOR	1		G
REAR FENDER A. (G. TYPE)	0.5	4	80100-323-670XW	FENDER COMP. A, RR.	1		A,CM,DK,DP,U
REAR FENDER MUDGUARD and its related parts (G. TYPE)	0.1		80100-323-010XW	FENDER COMP. A, RR.	1		F
			80100-323-600XW	FENDER COMP. A, RR.	1		E
			80100-323-631XW	FENDER COMP. A, RR.	1		ED
			80100-390-610XW	FENDER A, RR.	1		G
		5	80101-390-000	FENDER ASSY. B, RR.	1		
		6	80102-323-000	GROMMET, WIRE CORD	2		A,CM,DK,DP,E,G,U
					1		ED,F
		7	80121-323-630	MUDGUARD, RR. FENDER	1		ED,G
		8	84100-390-000	BUMPER, RR.	1		A,CM,DK,DP,E,ED,F,U
			84100-390-610	BUMPER, RR.	1		G
		9	87512-371-670	MARK, ACCESSORIES & LOADING CALTICN	1		A,CM
		10	90325-323-630	COLLAR, RR. MUDGUARD	4		ED,G
		11	90512-300-000	WASHER, 6X20	2		
		12	90899-323-610	PLUG, CONE	1		A,CM,DK,DH,U
			90899-283-000	PLUG, CONE	1		F
		13	92600-08080-08	BOLT, CAP, 8X80	2		
		14	93481-06028-00	BELT-WASHER, 6X28	2		
		15	93500-06020-49	SCREW, PAN, 6X20	4		ED,G
		16	94001-06000	NUT, HEX., 6MM	4		ED
					5		G
		17	94101-06000	WASHER, PLAIN, 6MM	8		ED,G

# F-22

## Rear fender



8300-89A

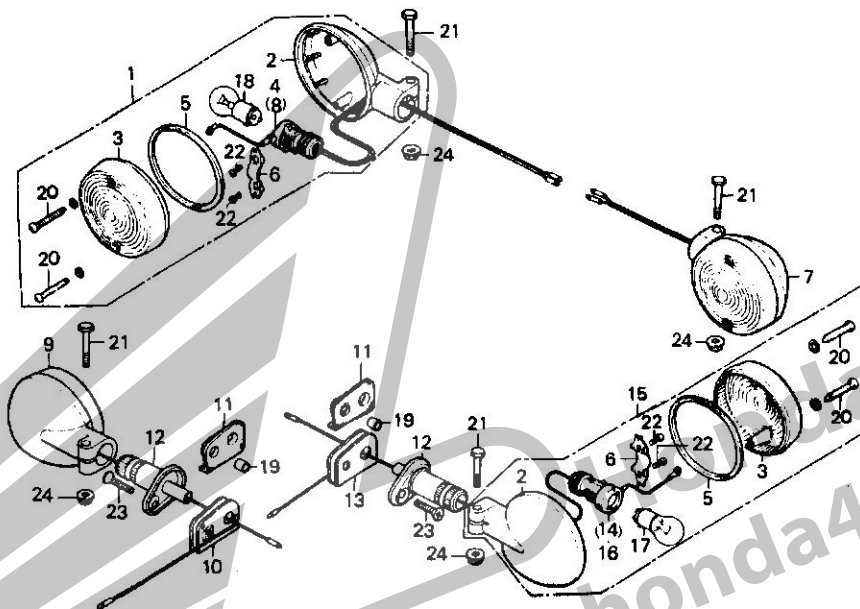
Service item	F.R.T.	Ref. No.	Part No.	Description	Reqd. No. CB550F2	Serial No.	Area code
		18	94111-06000	WASHER, SPRING, 6MM	4 5		ED G

1978.07.20



# F-23

## Winker (A,CM,DK,DM,U)

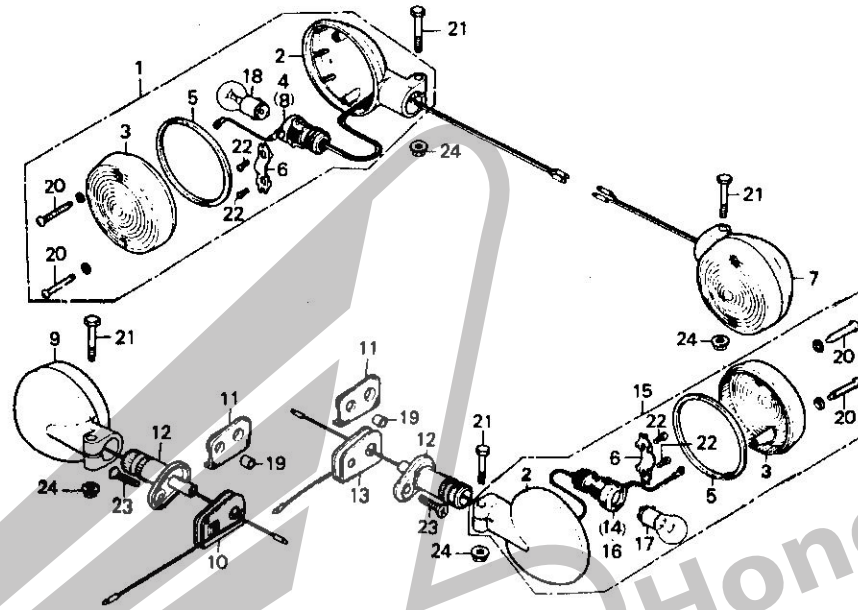


B390-90

Service item	F.R.T.	Ref. No.	Part No.	Description	Reqd. No. CB550F2	Serial No.	Area code
FRONT WINKER SOCKET/BASE and those related parts	0.3	1	33400-377-671	WINKER ASSY., R. FR.	1		A,CM
			33400-390-C03	WINKER ASSY., R. FR.	1		CK,DM,U
• Add 0.2		2	33401-377-671	BASE, R. FR. WINKER	4		A,CM
FRONT WINKER and its related parts	0.2		33401-390-003	BASE, R. FR. WINKER	4		CK,DM,U
		3	33402-377-671	LENS, FR. WINKER	4		A,CM,DK,DM,U
• Add 0.1		4	33405-377-671	SOCKET COMP., R. FR. WINKER	1		A,CM
REAR WINKER and its related parts	0.2		33605-377-671	SOCKET COMP., R. WINKER	1		CK,DM,U
		5	33404-377-671	PACKING, WINKER LENS	4		A,CM,DK,DM,U
WINKER LENS/BULB	0.1	6	33407-377-671	HOLDER, FR. WINKER SOCKET	4		A,CM,DK,DM,U
		7	33450-377-671	WINKER ASSY., L. FR.	1		A,CM
			33450-390-C03	WINKER ASSY., L. FR.	1		CK,DM,U
		8	33455-377-671	SOCKET COMP., L. FR. WINKER	1		A,CM
			33655-377-671	SOCKET COMP., L. WINKER	1		CK,DM,U
		9	33600-374-671	WINKER ASSY., R. RR.	1		A,CM
			33600-390-003	WINKER ASSY., R. RR.	1		DK,DM,U
		10	33604-374-670	STOPPER, R. RR. WINKER	1		A,CM,DK,DM,U
		11	33606-374-670	RUBBER, RR. WINKER MOUNT	2		A,CM,DK,DM,U
		12	33607-374-670	STAY, R. RR. WINKER	2		A,CM,DK,DM,U
		13	33609-374-670	STOPPER, L. RR. WINKER	1		A,CM,DK,DM,U
		14	33610-374-671	SOCKET COMP., R. RR. WINKER	1		A,CM,DK,DM,U
		15	33650-374-671	WINKER ASSY., L. RR.	1		A,CM
			33650-390-003	WINKER ASSY., L. RR.	1		DK,DM,U
		16	33660-374-671	SOCKET COMP., L. RR. WINKER	1		A,CM,DK,DM,U
		17	34905-268-671	BULB, WINKER (12V23W)	2		A,CM,DK,DM,U
		18	34906-313-671	BULB, STOP & TAILLIGHT (12V23/8W)	2		A,CM
			34905-268-671	BULB, WINKER (12V23W)	2		CK,DM,U

# F-23

## Winker (A,CM,DK,DM,U)



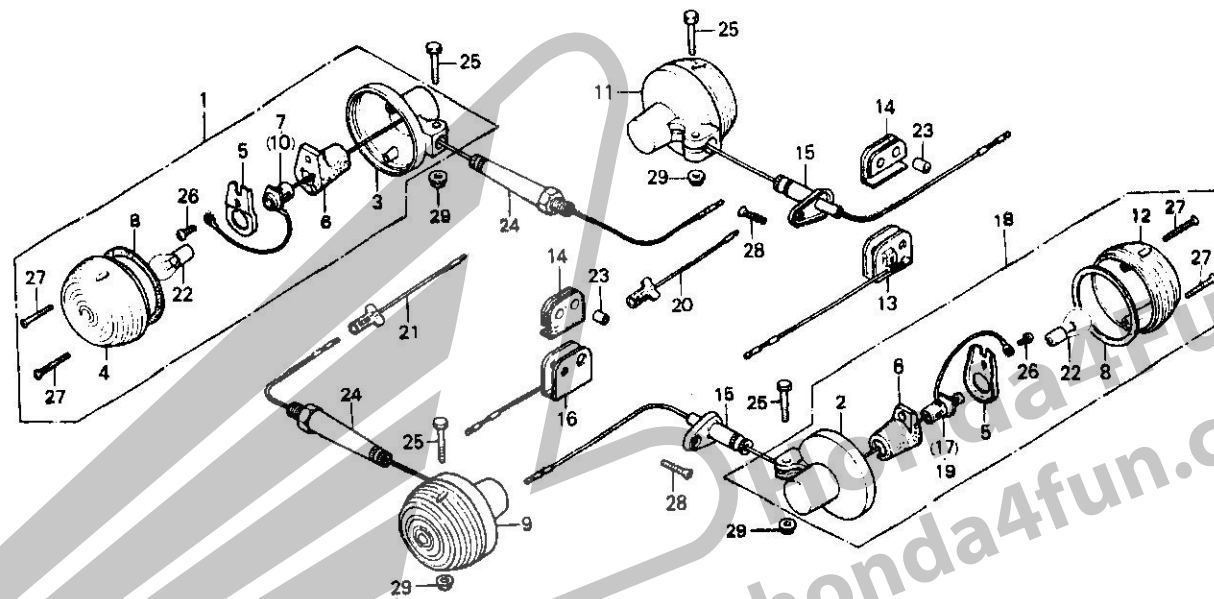
B390-00

Service item	F.R.T.	Ref. No.	Part No.	Description	Reqd. No. CB550F2	Serial No.	Area code
		19	80108-061-000	COLLAR A, RR. FENDER	2		A,CM,DK,DM,U
		20	90192-377-671	SCREW, PAN, 4X25	8		A,CM,DK,DM,U
		21	93000-C6C35-02	BOLT, HEX., 6X35	4		A,CM,DK,DM,U
		22	93500-C3008-0H	SCREW, PAN, 3X8	8		A,CM,DK,DM,U
		23	93700-06025-02	SCREW, OVAL, 6X25	2		A,CM,DK,DM,U
		24	94050-06080	NUT, FLANGE, 6MM	4		A,CM,DK,DM,U

1578.07.20

# F-23-1

## Winker (E,ED,F)

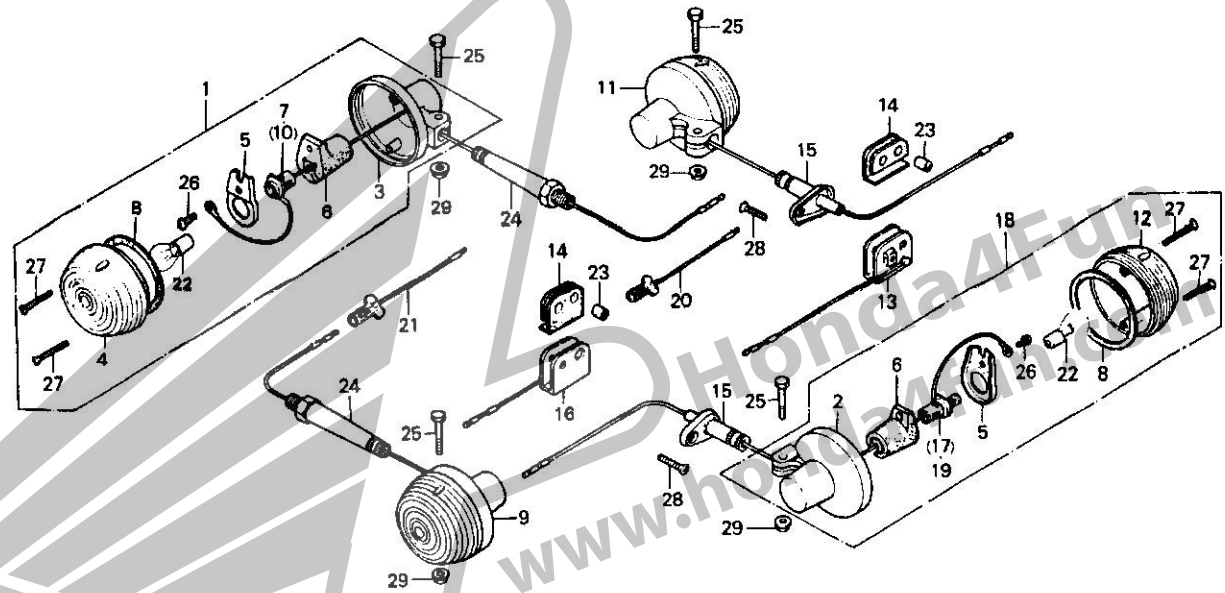


6590-91

Service item	F.R.T.	Ref. No.	Part No.	Description	Reqd. No. CB550F2	Serial No.	Area code
FRONT WINKER SOCKET/BASE and those related parts	0.3	1	33400-317-730	WINKER ASSY., R. FR.	1		E,ED,F
		2	33401-268-671	BASE, WINKER	2		E,ED,F
FRONT WINKER and its relate parts • Add 0.2	0.2	3	33401-292-C03	BASE, R. FR. WINKER (STANLEY)	2		E,ED,F
		4	33402-268-671	LENS, FR. WINKER	2		E,ED,F
REAR WINKER and its related parts • Add 0.1	0.2	5	33407-284-003	HOLDER, FR. WINKER SOCKET (STANLEY)	4		E,ED,F
		6	33408-341-701	RUBBER, WINKER CUSHION	4		E,ED,F
WINKER LENS/BULB	0.1	7	33410-361-003	SOCKET, R. FR. WINKER (STANLEY)	1		E,ED,F
		8	33443-268-671	PACKING, FR. WINKER LENS	4		E,ED,F
		9	33450-317-730	WINKER ASSY., L. FR.	1		E,ED,F
		10	33460-361-003	SOCKET CMP., L. WINKER (STANLEY)	1		E,ED,F
		11	33600-323-631	WINKER ASSY., R. RR.	1		E,ED,F
		12	33602-323-631	LENS, RR. WINKER	2		E,ED,F
		13	33604-374-670	STOPPER, R. RR. WINKER	1		E,ED,F
		14	33606-374-670	RUBBER, RR. WINKER MOUNT	2		E,ED,F
		15	33607-390-600	STAY, RR. WINKER	2		E,ED,F
		16	33609-374-670	STOPPER, L. RR. WINKER	1		E,ED,F
		17	33610-300-000	SOCKET CMP., R. RR. WINKER	1		E,ED,F
		18	33650-323-631	WINKER ASSY., L. RR.	1		E,ED,F
		19	33660-300-000	SOCKET CMP., L. RR. WINKER	1		E,ED,F
		20	33714-065-740	SUB CCRD, R. FR. WINKER	1		E,ED,F
		21	33715-065-740	SUB CORD, L. FR. WINKER	1		E,ED,F
		22	34905-271-611	BLLB, WINKER (12V 18W)	4		E,ED,F
		23	80108-061-000	COLLAR A, RR. FENDER	2		E,ED,F

# F-23-1

## Winker (E,ED,F)

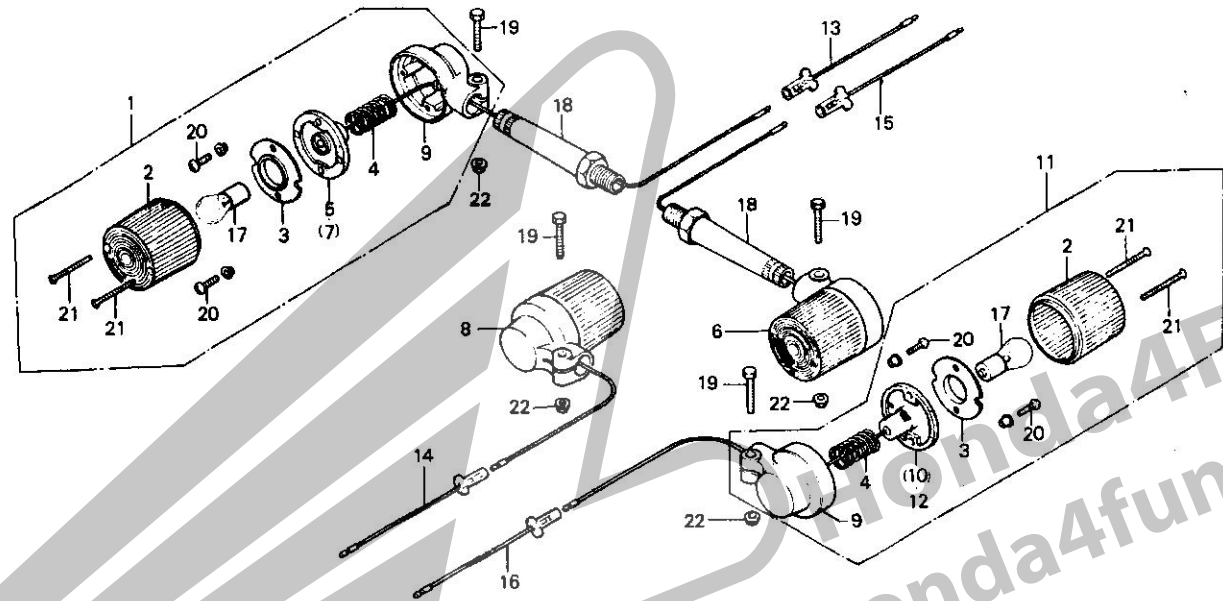


B390-91

Service item	F.R.T.	Ref. No.	Part No.	Description	Reqd. No. CB550F2	Serial No.	Area code
		24	90129-375-000	BCLT, FR. WINKER SET	2		E,ED,F
		25	93000-C6C28-02	BOLT, HEX., 6X28	4		E,ED,F
		26	93500-05C08-0A	SCREW, PAN, 5X8	4	2024164	E,ED,F
			93500-05008-0H	SCREW, PAN, 5X8	4	2024165	E,ED,F
		27	93700-03025-0B	SCREW, OVAL, 3X25	8		E,ED,F
		28	93700-06025-02	SCREW, OVAL, 6X25	2		E,ED,F
		29	94050-06080	NUT, FLANGE, 6MM	4		E,ED,F

# F-23-2

## Winker (G)



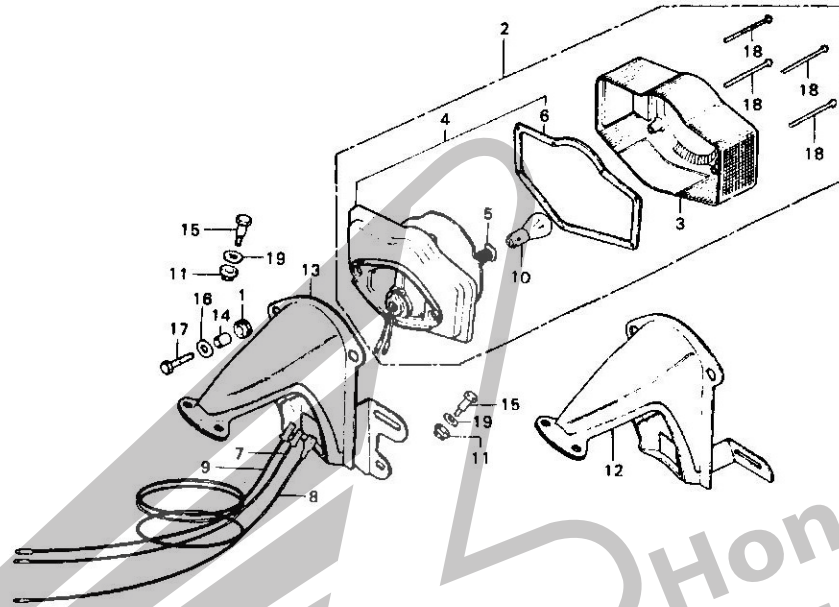
B790 92

Service item	F.R.T.	Ref. No.	Part No.	Description	Reqd. No. CB550F2	Serial No.	Area code
FRONT WINKER SOCKET/BASE	0.3	1	33400-292-612	WINKER ASSY., R. FR.	1		G
and those related parts		2	33402-268-610	LENS, FR. WINKER	4		G
• Add 0.2		3	33403-285-C10	RING, WINKER	4		G
FRONT WINKER and its related parts	0.2	4	33404-285-000	SPRING, COIL	4		G
• Add 0.1		5	33410-292-610	SCCKET COMP., R. WINKER	1		G
REAR WINKER and its related parts	0.2	6	33450-292-612	WINKER ASSY., L. FR.	1		G
• Add 0.1		7	33460-292-610	SCCKET COMP., L. WINKER	1		G
WINKER LENS/BULB	0.1	8	33600-341-610	WINKER ASSY., R. RR.	1		G
		9	33605-292-610	BASE, WINKER	4		G
		10	33610-300-610	SCCKET, R. RR. WINKER	1		G
		11	33650-341-610	WINKER ASSY., L. RR.	1		G
		12	33660-300-610	SOCKET, L. RR. WINKER	1		G
		13	33714-065-740	SUB CORD, R. FR. WINKER	1		G
		14	33714-300-610	SUB CORD, R. WINKER	1		G
		15	33715-065-740	SUB CORD, L. FR. WINKER	1		G
		16	33715-300-610	SUB CORD, L. WINKER	1		G
		17	34905-392-611	BULB, WINKER (12V18W) (LOCAL PROCUREMENT)	4		G
		18	90129-375-000	BOLT, FR. WINKER SET	2		G
		19	93000-C6028-02	BOLT, HEX., 6X28	4		G
		20	93500-C3010-0A	SCREW, PAN, 3X10	8	2024676	G
			93500-C3010-0H	SCREW, PAN, 3X10	8	2024677	G
		21	93700-C3045-0B	SCREW, OVAL, 3X45	8	2024676	G
			93700-C3048-0B	SCREW, OVAL, 3X48	8	2024677	G
		22	94050-0608C	NUT, FLANGE, 6MM	4		G

1578.07.20

# F-24

## Taillight (A,CM,DK,DM,U)



6390-39B

Service item	F.R.T.	Ref. No.	Part No.	Description	Reqd. No. CB550F2	Serial No.	Area code
NUMBER PLATE BRACKET	0.3	12	84701-341-C0CXW	BRACKET, NUMBER PLATE	1		DK,DM,U
TAIL LIGHT UNIT/BASE and its related parts	0.2	2	33701-341-900	TAILLIGHT UNIT	1		DK,DM,U
TAIL LIGHT LENS/BULB	0.1	3	33702-341-671	LENS, TAILLIGHT	1		A,CM
		3	33702-341-003	LENS, TAILLIGHT	1		DK,DM,U
		4	33703-341-900	BASE COMP., TAILLIGHT	1		A,CM,DK,CP,U
		5	33708-341-671	CORD COMP., TAILLIGHT	1		A,CM,DK,CP,U
		6	33709-341-671	PACKING, TAILLIGHT LENS	1		A,CM,DK,DM,U
		7	33711-323-000	SUB CORD, TAILLIGHT (BROWN)	1		A,CM,DK,DM,U
		8	33712-300-C03	CORD, TAILLIGHT EARTH	1		A,CM,DK,DM,U
		9	33713-323-000	SUB CORD, STOP LIGHT (STANLEY) (GREEN/YELLOW)	1		A,CM,DK,DM,U
		10	34906-341-671	BULB, TAILLIGHT (12V32/3CP)	1		A,CM
		10	34906-313-671	BULB, STOP & TAILLIGHT (12V23/8W)	1		DK,DM,U
		11	80101-283-000	RUBBER, RR. FENDER CUSHION	4		A,CM,DK,DM,U
		12	84701-341-C0CXW	BRACKET, NUMBER PLATE	1		DK,DM,U
		13	84701-341-670XW	BRACKET, NUMBER PLATE	1		A,CM
		14	84706-378-000	CCELLAR, TAILLIGHT UNIT	2		A,CM,DK,CP,U
		15	90162-292-000	BOLT, FR. FENDER SETTING	4		A,CM,DK,DM,U
		16	90581-310-000	WASHER, PLAIN, 20MM	2		A,CM,DK,DM,U
		17	92000-05025-0A	BOLT, HEX., 5X25	2		A,CM,DK,DM,U
		18	93500-04055-0B	SCREW, PAN, 4X55	4		A,CM,DK,DM,U
		19	94101-C8200	WASHER, PLAIN, 8MM	4		A,CM,DK,DM,U

www.honda4fun.com

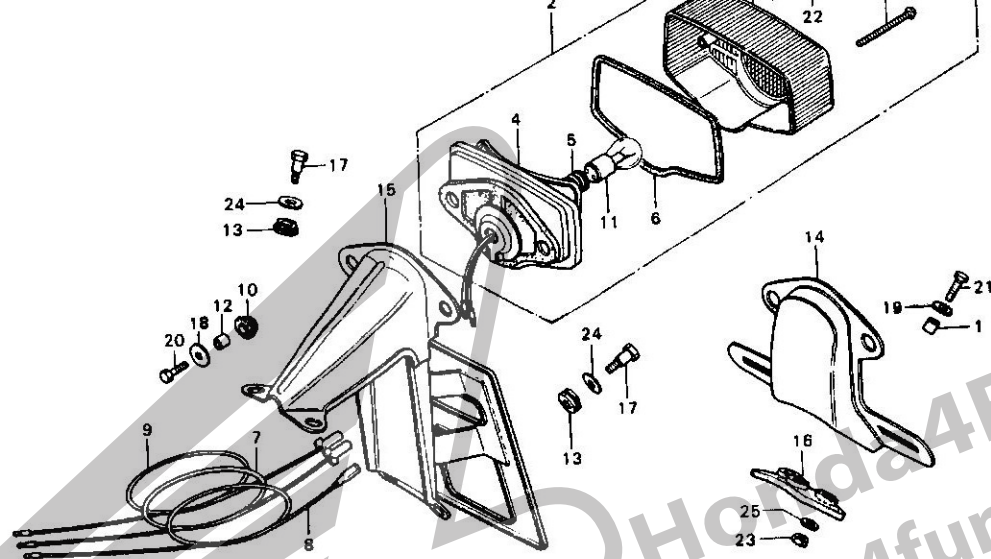
Honda4Fun

www.honda4fun.com

Courtesy of

# F-24-1

## Taillight (E,ED,F)

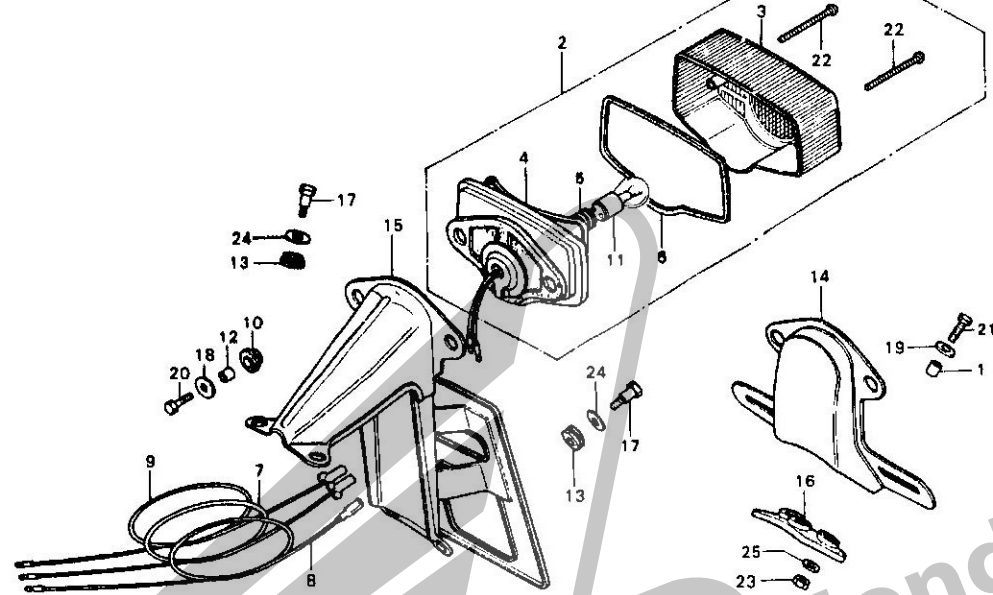


8390-39-1

Service item	F.R.T.	Ref. No.	Part No.	Description	Reqd. No. CB550F2	Serial No.	Area code
NUMBER PLATE BRACKET	0.3	1	33603-053-650	COLLAR, RR. WINKER STAY	3		ED,F
TAIL LIGHT UNIT/BASE and its related parts	0.2	2	33701-323-603	TAILLIGHT UNIT (12V 21/5W)	1	2107451	E
TAIL LIGHT LENS/BULB	0.1		33701-323-604	TAILLIGHT UNIT (12V 21/5W)	1	2107452	E
					1		ED,F
		3	33702-323-603	LENS, TAILLIGHT	1	2107451	E
			33702-323-604	LENS, TAILLIGHT	1	2107452	E
					1		ED,F
		4	33703-077-671	BASE, TAILLIGHT	1		E,ED,F
		5	33708-077-671	CORD COMP., TAILLIGHT	1		E,ED,F
		6	33709-077-671	PACKING, TAILLIGHT LENS	1		E,ED,F
		7	33711-300-000	SUB CORD, TAILLIGHT (BROWN)	1		E,ED,F
		8	33712-300-003	CORD, TAILLIGHT EARTH	1		E,ED,F
		9	33713-300-000	SUB CORD, TAILLIGHT (STANLEY)	1		E,ED,F
		10	33719-077-671	PACKING B, TAILLIGHT BASE (GREEN/YELLOW)	2		E,ED,F
		11	34911-634-611	BULB (12V21/5W) (LOCAL PROCUREMENT)	1		E,ED,F
		12	35851-292-000	COLLAR, STARTING MAGNETIC SWITCH SET	2		E,ED,F
		13	80101-283-000	RUBBER, RR. FENDER CUSHION	4		E
		14	84701-300-C20XM	BRACKET, NUMBER PLATE	1		ED,F
		15	84701-390-600	BRACKET, NUMBER PLATE	1		E
		16	84702-300-010	SEAT, NUMBER PLATE BRACKET	1		ED,F
		17	90162-292-000	BOLT, FR. FENDER SETTING	4		E
		18	90581-31C-000	WASHER, PLAIN, 20MM	2		E,ED,F
		19	90581-701-000	WASHER, 18MM	3		ED,F

# F-24-1

## Taillight (E,ED,F)



B390-39-1

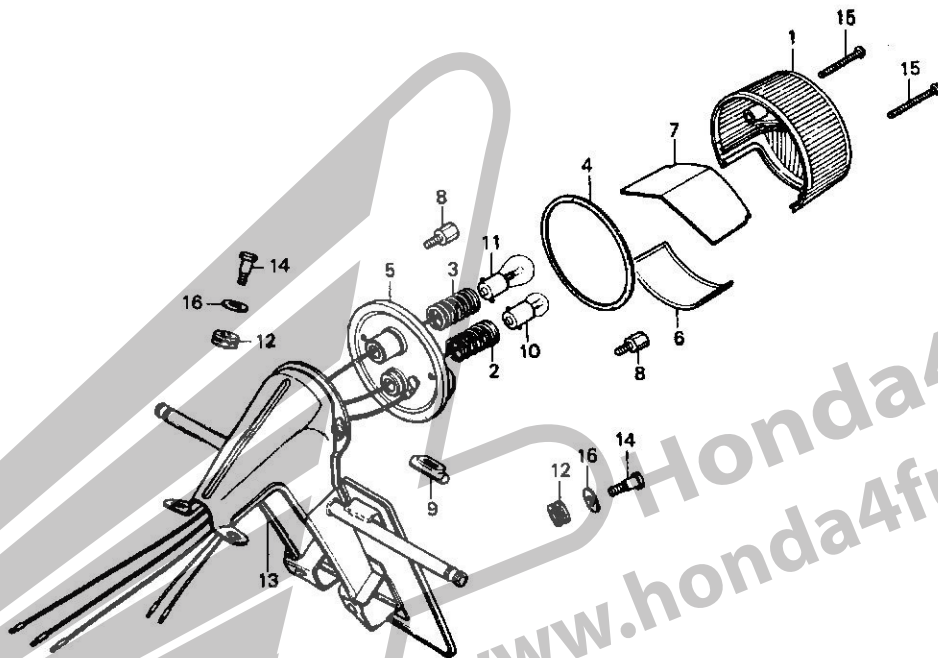
Service item	F.R.T.	Ref. No.	Part No.	Description	Reqd. No. CB550F2	Serial No.	Area code
		20	92000-05020-08	BOLT, HEX., 5X20	2		E,ED,F
		21	92000-06020	BOLT, HEX., 6X20	3		ED,F
		22	93500-04050-4J	SCREW, PAN, 4X50	2		E,ED,F
		23	94001-06000	NUT, HEX., 6MM	1		ED,F
		24	94101-08200	WASHER, PLAIN, 8MM	4		E
		25	94111-06000	WASHER, SPRING, 6MM	1		ED,F

1978.07.20



# F-24-2

## Taillight (G)

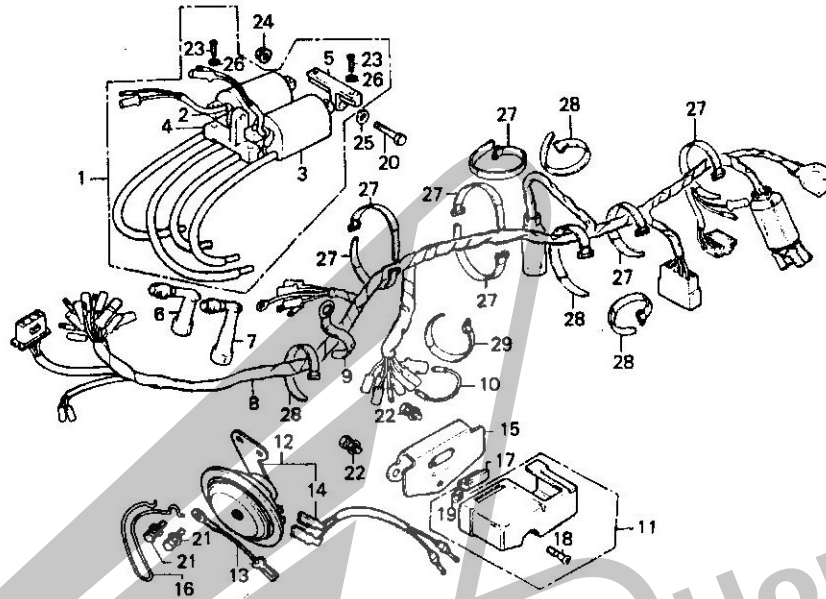


B323-101

Service item	F.R.T.	Ref. No.	Part No.	Description	Reqd. No. CB550F2	Serial No.	Area code
NUMBER PLATE BRACKET	0.5	1	33701-051-000	LENS, TAIL & STOP LIGHT	1		G
TAIL LIGHT ASSY./SOCKET	0.2	2	33707-300-610	CORD COMP., TAILLIGHT	1		G
and those related parts		3	33708-300-610	CORD, STOP LIGHT	1		G
TAIL & STOP LAMP LENS/BULB	0.1	4	33709-051-000	PACKING, TAILLIGHT LENS	1		G
		5	33710-300-610	SOCKET COMP., TAILLIGHT	1		G
		6	33715-051-000	LENS, LICENSE	1		G
		7	33716-051-000	PLATE, INTERCEPTION	1		G
		8	33717-292-610	BOLT, TAILLIGHT	2		G
		9	33722-323-610	GROMMET, RR. WINKER CORD	1		G
		10	34904-634-611	BULB (12V5W)	1		G
		11	34905-392-611	BULB, WINKER (12V10W) (LOCAL PROCUREMENT)	1		G
		12	80101-283-000	RUBBER, RR. FENDER CUSHION	4		G
		13	84701-292-610B	BRACKET, NUMBER PLATE	1		G
		14	90162-292-000	BOLT, FR. FENDER SETTING	4		G
		15	93700-03045-0B	SCREW, OVAL, 3X45	2		G
		16	94101-08200	WASHER, PLAIN, 8MM	4		G

# F-25

Wire harness • Horn •  
Ignition coil



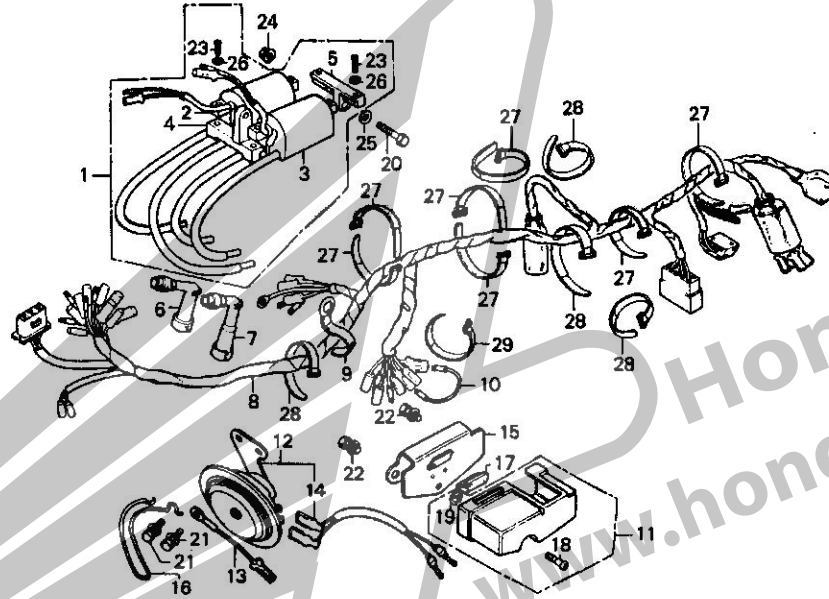
8390-03

Service item	F.R.T.	Ref. No.	Part No.	Description	Reqd. No. CB550F2	Serial No.	Area code
WIRE HARNESS	2.2	1	30500-404-000	COIL ASSY., IGNITION	1		
IGNITION COIL ASSY. and its related parts	0.5	2	30501-404-000	COIL, R. IGNITION	1		
HORN ASSY.	0.2	3	30502-404-000	COIL, L. IGNITION	1		
• HARNESS BOX/BOX PLATE		4	30511-300-000	BRACKET, IGNITION COIL	1		
TACHOMETER CABLE CLAMP	0.1	5	30512-323-000	BRACKET B, IGNITION COIL	1		
• NOISE SUPPRESSER CAP ASSY.		6	30700-341-620	CAP ASSY. A, NOISE SUPPRESSOR	2		E,ED,F,G
			30700-405-153	CAP ASSY. A, NOISE SUPPRESSOR	2		A,CM,DK,DM,U
		7	30700-390-153	CAP ASSY. C, NOISE SUPPRESSOR	2		A,CM,DK,DM,L
			30701-323-622	CAP ASSY. C, NOISE SUPPRESSOR	2		E,ED,F,G
		8	32100-390-010	HARNESS, WIRE	1		
		9	32171-323-000	CLIP, WIRE HARNESS	1		A,CM
		1C	32200-390-670	SUB CORD, HARNESS	1		
		11	32400-390-000	BOX, HARNESS	1		
		12	38100-392-621	HORN ASSY.	1		DK,DM,E,ED,F,G,U
		13	38105-323-000	CORD, HORN EARTH	1		
		14	38105-369-000	SUB CORD, HORN	1		
		15	90107-390-000	PLATE, HARNESS BOX	1		
		16	50462-323-000	CLAMP, TACHOMETER CABLE	1		
		17	83621-333-000	GROMMET, SIDE COVER	1		
		18	90088-612-000	SCREW, PAN, 5X12	1		
		19	90601-816-000	CIR CLIP, 5MM	1		
		20	92000-06025	BOLT, HEX., 6X25	2		
		21	93481-06016-00	BOLT-WASHER, 6X16	2		
		22	93482-06016-08	BOLT-WASHER, 6X16	2		
		23	93500-C5020-0A	SCREW, PAN, 5X20	4		
		24	94050-06080	NUT, FLANGE, 6MM	1		

1978.07.20

# F-25

Wire harness • Horn •  
Ignition coil

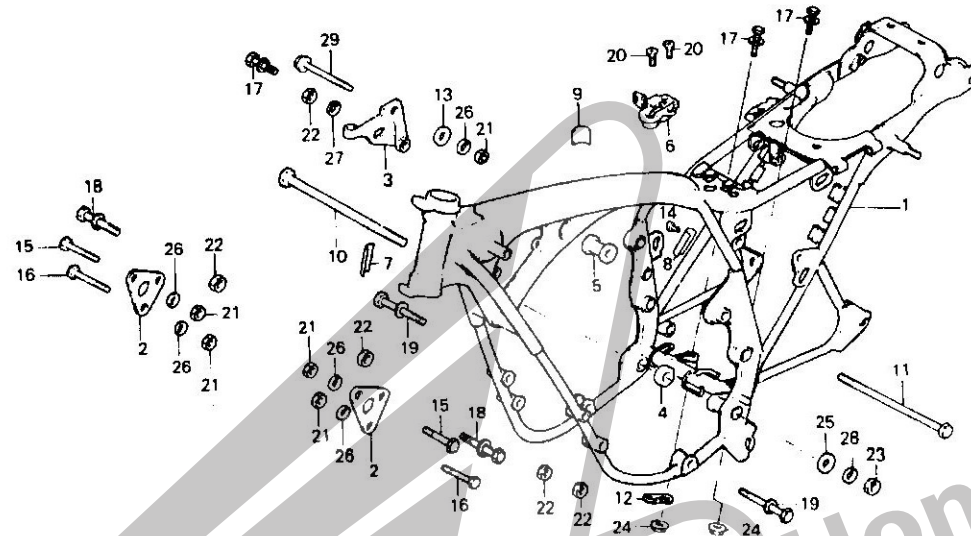


B390-93

Service item	F.R.T.	Ref. No.	Part No.	Description	Reqd. No. CB550F2	Serial No.	Area code
		25	94101-0600C	WASHER, PLAIN, 6MM	2		
		26	94111-05000	WASHER, SPRING, 5MM	4		
		27	95014-61100	BAND A1, WIRE	7		
		28	95014-61200	BAND A2, WIRE	4		
		29	95014-61300	BAND A3, WIRE	1		

# F-26

## Frame body



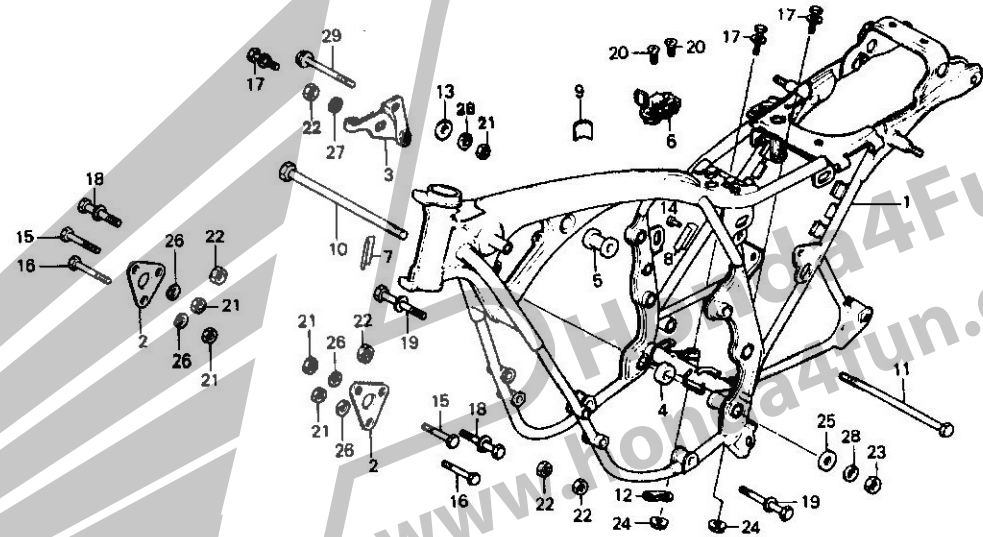
R300 04A

Service item	F.R.T.	Ref. No.	Part No.	Description	Reqd. No. CB550F2	Serial No.	Area code	
FRAME BODY COMP.	B.5	1	50100-390-C10ZA	BDY COMP., FRAME #NH-1-	1		DK, DM	
			50100-390-E13ZA	BDY COMP., FRAME #NH-1-	1		E, ED, F, G	
			50100-390-780B	BCDY COMP., FRAME	1		A, CM, U	
		2	50351-323-010B	BRACKET, FR. ENGINE HANGER	2			
		3	50356-374-C10	BRACKET, RR. ENGINE HANGER	1			
		4	50357-323-C10	COLLAR, R. ENGINE UNDER SIDE	1			
		5	50359-323-C10	COLLAR, L. ENGINE UPPER	1			
		6	77230-388-C17	LOCK ASSY., SEAT (HONDA LOCK)	1		2114671	A, CM, DK, DM, U
			77230-399-007	LOCK ASSY., SEAT (HONDA LOCK)	1		2114672	E, ED, F, G
		7	87125-041-680	PLATE, NAME	1			A, CM, DK, CP, U
		8	87501-390-610	PLATE, REGISTERED NUMBER	1			DK, DM
		9	87506-390-670	MARK, BATTERY CAUTION	1			E, ED, F, G
		10	90107-390-000	BCLT, RR. ENGINE HANGER LOWER	1			
		11	90108-323-000	BCLT, RR. ENGINE UPPER	1			
		12	90514-323-000	WASHER, BATTERY BREATHER TUBE GUIDE	1			
		13	90582-703-000	WASHER, 8MM	1			
		14	90841-C01-C00	SCREW, RIVET, 1.5X5	2			E, ED, F, G
		15	93000-08050-0A	BCLT, HEX., 8X50	2			
		16	93000-C8055-0A	BOLT, HEX., 8X55	2			
		17	93481-08040-00	BCLT-WASHER, 8X40	3			
		18	93482-10050-00	BOLT-WASHER, 10X50	2			
		19	93482-10080-00	BOLT-WASHER, 10X80	2			
		20	93600-06016-07	SCREW, FLAT, 6X16	2			
		21	94001-08000-05	NUT, HEX., 8MM	5			

1578.07.20

# F-26

## Frame body



B380-94

Service item	F.R.T.	Ref. No.	Part No.	Description	Reqd. No. CB550F2	Serial No.	Area code
		22	94030-10000	NUT, HEX., 10MM	5		
		23	94030-12000	NUT, HEX., 12MM	1		
		24	94071-08080	NUT-WASHER, 8MM	2		
		25	94101-12000	WASHER, PLAIN, 12MM	1		
		26	94111-08000	WASHER, SPRING, 8MM	5		
		27	94111-10000	WASHER, SPRING, 10MM	1		
		28	94111-12000	WASHER, SPRING, 12MM	1		
		29	95700-C8100-00	BOLT, FLANGE, 8X100	1		



Part No.	Block No.	33170-390-611	F-1-2	33708-077-671	F-2-1	35753-323-000	E-10	42620-404-000	F-11
		33321-341-701	F-1	33708-300-610	F-24-2	35850-375-000	F-15	42625-283-000	F-11
		33400-292-612	F-23-2	33708-341-671	F-24	35851-292-000	F-24-1	42701-283-003	F-11
312C1-292-158	E-10	33400-317-730	F-23-1	33709-051-000	F-24-2	35856-286-010	F-15	42701-404-771	F-11
31204-292-158	E-10	33400-377-671	F-23	33709-077-671	F-24-1			42711-375-003	F-11
31206-286-158	E-10	33400-390-003	F-23	33709-341-671	F-24	37000		42711-375-671	F-11
31280-323-000	E-10	33401-268-671	F-23-1	33710-300-610	F-24-2			42712-300-003	F-11
31282-323-300	E-10	33401-292-003	F-23-1	33711-300-000	F-24-1	37200-390-682	F-2	42713-268-003	F-11
31400-300-035	F-15	33401-377-671	F-23	33711-323-000	F-24	37200-404-671	F-2		
31403-300-000	F-24	33401-390-003	F-23	33712-300-003	F-24	37200-404-672	F-2	43000	
31403-323-000	F-15	33402-268-610	F-23-2		F-24-1	37202-371-610	F-2		
31700-124-003	F-15	33402-268-671	F-23-1	33713-300-000	F-24-1	37211-390-000	F-2	43100-341-030	F-10
31700-333-008	F-15	33402-377-671	F-23	33713-323-000	F-24	37220-390-007	F-12	43100-374-000	F-10
		33403-285-010	F-23-2	33714-065-740	F-23-1	37221-390-000	F-12	43100-405-000	F-10
32000		33404-285-000	F-23-2		F-23-2	37235-323-700	F-2	43102-319-000	F-10
		33405-377-671	F-23	33714-300-610	F-23-2	37236-404-000	F-2	43102-323-000	F-10
32100-390-010	F-25	33406-377-671	F-23	33715-051-000	F-24-2	37238-323-700	F-2	43120-283-000	F-10
32105-390-000	F-15	33407-284-003	F-23-1	33715-065-740	F-23-1	37243-323-700	F-2	43120-404-003	F-10
32111-323-000	E-7	33407-377-671	F-23		F-23-2	37244-307-670	F-2	43120-458-670	F-10
		33408-341-701	F-23-1	33715-300-610	F-23-2	37246-404-000	F-2	43134-300-000	F-10
		33410-292-610	F-23-2	33716-051-000	F-24-2	37250-404-671	F-2	43141-341-020	F-10
32123-390-000	F-4	33410-361-003	F-23-1	33717-292-610	F-24-2	37250-404-672	F-2	43141-374-000	F-10
32171-323-000	F-25	33443-268-671	F-23-1	33719-077-671	F-24-1	37260-390-000	F-2	43145-341-010	F-10
32200-390-670	F-25	33450-292-612	F-23-2	33722-323-610	F-24-2	37261-390-000	F-2	43145-374-000	F-10
32400-390-000	F-25	33450-317-730	F-23-1	33741-333-610	F-22	37600-377-018	F-2	43151-346-000	F-10
32401-323-000	F-14	33450-377-671	F-23	33741-333-611	F-22			43410-404-000	F-10
32411-233-000	F-14	33490-390-003	F-23	33741-340-670	F-1	38000		43411-374-000	F-10
32412-323-000	F-14	33455-377-671	F-23		F-1-1			43431-404-000	F-20
32601-323-000	F-14	33460-292-610	F-23-2		F-1-2	38100-392-621	F-25	43434-286-000	F-10
32701-392-700	F-2	33460-361-003	F-23-1	33743-375-000	F-1	38105-323-000	F-25	43451-323-020	F-18
32702-392-700	F-2	33600-323-631	F-23-1		F-1-1	38105-369-000	F-25		
32985-300-000	F-22	33600-341-610	F-23-2		F-1-2	38200-377-005	F-15	44000	
		33600-374-671	F-23	33745-375-610	F-22	38300-292-670	F-15		
33000		33600-390-003	F-23	33905-303-003	F-1-2	38300-323-009	F-15	44301-393-000	F-9
		33602-323-631	F-23-1		F-23-1	38300-323-611	F-15	44311-300-000	F-9
33100-341-701	F-1	33603-093-690	F-24-1	34000		38306-092-670	F-15	44801-300-040	F-9
33100-375-003	F-1-1	33604-374-670	F-23			38306-107-670	F-15	44806-283-000	F-9
33100-390-611	F-1-2		F-23-1	34901-390-611	F-1-2	38400-341-674	F-7		F-11
33100-390-621	F-1-2	33605-292-610	F-23-2	34901-390-621	F-1-2			44806-300-003	F-9
33101-300-043	F-1-1	33605-377-671	F-23	34902-259-000	F-2	40000		44807-283-000	F-9
33101-300-673	F-1	33606-374-670	F-23	34903-071-003	F-1-1				F-11
			F-23-1	34903-388-611	F-1-2	40510-390-000	F-20	44607-300-003	F-9
33103-300-003	F-1	33607-374-670	F-23	34904-634-611	F-24-2	40513-310-000	F-6	44608-283-000	F-9
33103-346-670	F-1-1	33607-390-600	F-23-1	34905-268-671	F-23	40514-310-000	F-6		F-11
		33609-374-670	F-23	34905-271-611	F-23-1	40530-404-003	F-20	44609-283-000	F-9
33107-300-003	F-1		F-23-1	34905-392-611	F-23-2	40530-404-006	F-20		F-11
		33610-300-000	F-23-1		F-24-2	40531-392-305	F-20	44620-300-020	F-9
		33610-300-610	F-23-2	34906-313-671	F-23	40531-404-000	F-20	44641-375-000	F-9
33114-390-611	F-1-2	33610-374-671	F-23		F-24	40543-390-000	F-10	44642-300-020	F-9
33117-001-003	F-1	33650-323-631	F-23-1	34906-341-671	F-24		F-11	44643-300-000	F-9
		33650-341-610	F-23-2	34911-634-611	F-24-1	40548-268-000	F-20	44701-300-013	F-9
		33650-374-671	F-23					44701-405-771	F-9
33119-371-003	F-1-2	33650-390-003	F-23	35000		41000		44711-375-003	F-9
33120-375-003	F-1-1	33655-377-671	F-23					44711-375-671	F-9
33120-390-611	F-1-2	33660-300-000	F-23-1	35010-377-007	F-2	41201-374-000	F-11	44712-300-003	F-9
33121-300-672	F-1	33660-300-610	F-23-2	35010-377-611	F-2	41211-323-000	F-11	44713-300-003	F-9
33121-375-671	F-1-2	33660-374-671	F-23	35010-410-000	F-2	41231-323-020	F-11	44800-323-000	F-9
33125-087-621	F-1-2	33701-051-000	F-24-2	35100-377-007	F-2	41241-404-000	F-11	44830-390-000	F-2
33125-087-761	F-1-1	33701-323-603	F-24-1	35100-377-612	F-2			44831-223-000	F-2
33125-292-670	F-1	33701-323-604	F-24-1	35130-377-670	F-3	42000			
33128-292-670	F-1	33701-341-900	F-24	35150-377-013	F-3			45000	
		33701-341-910	F-24	35200-390-003	F-3	42301-300-020	F-11		
		33702-323-603	F-24-1	35200-390-671	F-3	42311-390-000	F-11	45100-390-003	F-8
33130-300-671	F-1-2	33702-323-604	F-24-1	35350-086-721	F-18	42313-292-000	F-10	45101-323-013	F-8
33130-323-003	F-1-1	33702-341-003	F-24	35350-300-016	F-5	42313-390-000	F-10	45102-323-003	F-8
33130-341-701	F-1	33702-341-671	F-24	35357-011-000	F-18	42601-323-030	F-11	45104-317-700	F-8
33153-300-671	F-1	33703-077-671	F-24-1	35360-341-000	F-3	42601-404-000	F-11	45105-390-003	F-8
33153-375-671	F-1-2	33703-341-900	F-24	35500-333-014	E-10	42610-323-000	F-11	45105-390-006	F-8
33170-323-003	F-1-1	33707-300-610	F-24-2	35752-323-000	E-10	42620-323-030	F-11	45106-390-003	F-8

Part No.	Block No.																	
		50615-390-000	F-19	53141-300-010	F-3	83000		90015-286-C00	E-16									
		50616-390-000	F-19	53165-390-780	F-3			90033-323-000	E-12									
		50617-283-000	F-19	53166-390-780	F-3	83551-300-000	F-13	90034-323-000	E-12									
45106-390-006	F-8	50619-375-000	F-19	53175-369-003	F-5		F-14	90043-323-300	E-2									
45107-323-020	F-8	50620-377-000	F-19	53190-369-700	F-3		F-15	90044-323-300	E-2									
45108-300-003	F-8	50630-390-000	F-19	53192-268-000	F-3	83600-390-000ZB	F-14	90081-246-000	E-5									
45115-390-003	F-8	50640-390-000	F-19	53200-390-000ZA	F-4	83600-390-000ZE	F-14	90084-323-000	E-12									
45116-323-020	F-8	50641-390-000	F-19	53200-390-611ZA	F-4	83600-390-000ZF	F-14	90088-612-000	F-25									
45117-341-700	F-8	50642-390-000	F-19	53211-268-305	F-4	83600-390-000ZG	F-14	90105-390-000	F-17									
45119-300-020	F-8	50661-369-000	F-19	53212-250-305	F-4	83618-323-000	F-14	90107-350-000	F-26									
45120-374-700	F-9	50710-377-000	F-19	53215-250-000	F-4	83621-333-000	F-25	90108-283-000	F-19									
45125-379-003	F-5	50711-374-670	F-19	53220-286-000	F-4	83700-390-000ZB	F-15	90108-323-000	F-26									
45126-390-003	F-5	50712-374-670	F-19	53230-390-010	F-4	83700-390-000ZE	F-15	90111-362-000	F-4									
45126-390-621	F-5	50712-377-000	F-19	53600-051-000	F-4	83700-390-000ZF	F-15	90114-300-000	F-5									
45127-323-000	F-5	50715-377-000	F-19	53603-051-000	F-4	83700-390-000ZG	F-15	90114-310-000	F-3									
45128-323-020	F-8			53604-098-940	F-4			90116-283-010	F-7									
45134-250-000	F-10							90119-283-000	F-10									
45140-323-670	F-8	51000		61000		84000			F-11									
45146-300-000	F-5	51400-404-003	F-7	61100-341-700XW	F-6	84100-390-000	F-22	90120-377-000	F-1									
45224-579-013	F-8	51401-404-003	F-7	61100-390-671	F-6	84100-390-610	F-22		F-1-1									
45225-579-013	F-8	51410-404-003	F-7	61100-390-671	F-6	84701-292-610B	F-24-2		F-1-2									
45451-283-000	F-6	51412-340-000	F-7	61301-375-003B	F-1	84701-300-020XW	F-24-1	90121-390-000	F-20									
45465-341-700	F-3	51421-393-003	F-7		F-1-1	84701-341-000XW	F-24	90122-300-020	F-9									
45500-390-621	F-5	51425-375-003	F-7		F-1-2	84701-341-670XW	F-24	90123-300-000	F-7									
45500-390-651	F-5	51425-375-005	F-7	61302-300-000	F-1	84701-390-600	F-24-1	90125-323-000	F-11									
45500-390-681	F-5	51432-371-003	F-7		F-1-1	84702-300-010	F-24-1	90127-323-000	F-10									
45500-404-671	F-5	51437-329-010	F-7		F-1-2	84705-310-000	F-16	90127-393-000	F-10									
45513-341-671	F-5	51440-404-003	F-7	61303-336-000	F-1	84706-286-000	F-19	90129-375-000	F-23-1									
45513-341-771	F-5	51466-375-000	F-7		F-1-1	84706-375-000	F-2		F-23-2									
45513-371-651	F-5	51500-404-003	F-7		F-1-2	84706-378-000	F-24	90133-286-000	F-20									
45517-300-003	F-5	51521-393-003	F-7	61304-292-000	F-1	84706-404-000	F-15	90145-300-000	F-5									
45520-300-000	F-5	51602-390-610	F-7		F-1-1			90155-369-000	F-4									
45521-300-010	F-5	51602-404-670	F-7		F-1-2	87000		90162-252-000	F-24									
45522-300-010	F-5	51606-390-610	F-7	61309-303-810	F-16				F-24-1									
45530-404-305	F-5	51606-404-670	F-7	61315-340-000	F-7				F-24-2									
		51622-292-010	F-7						F-8									
		51622-323-000	F-7	77000		87121-390-780	F-12	90165-323-000	F-23									
46000						87122-390-780	F-12	90192-377-671	F-23									
46500-390-000	F-18	52000		77103-313-000	F-13	87124-390-000	F-14	90203-611-000	F-13									
46514-390-000	F-18			77200-390-780	F-13		F-15	90206-250-000	E-4									
46515-390-000	F-18			77201-323-010	F-13	87125-041-680	F-26	90236-300-000	E-2									
		52108-457-300	F-20	77202-390-000	F-13	87311-516-000	F-12	90305-333-000	F-9									
		52110-390-000ZA	F-20	77203-390-000	F-13	87501-390-610	F-26	90308-343-000	F-10									
		52141-390-000	F-20	77204-292-000	F-13	87504-028-670	F-20	90307-283-000	F-10									
		52144-362-000	F-20	77204-312-000	F-13	87505-390-610	F-20		F-11									
		52400-375-611	F-21	77206-329-000	F-13	87506-390-780	F-20		F-21									
		52400-404-013	F-21-1	77206-329-000	F-13	87506-390-670	F-26	90309-315-000	F-21-1									
		52401-323-000	F-21	77220-340-011	F-13	87512-371-670	F-22		F-9									
			F-21-1	77228-340-001	F-13	87560-375-680A	F-12	90309-357-000	F-9									
			F-21	77229-340-001	F-13			90321-315-670	F-3									
		52403-312-000	F-21	77230-388-017	F-26	88000		90325-323-630	F-22									
		52403-404-013	F-21-1	77230-399-007	F-26	88110-304-621	F-3	90354-248-000	F-20									
		52410-375-611	F-21	77250-342-300	F-13	88110-333-611	F-3	90355-369-000	F-4									
		52410-404-003	F-21-1			88110-369-650	F-3	90416-551-C0C	F-16									
		52422-390-003	F-21	80000		88120-304-621	F-3	90425-300-000	E-1									
		52422-404-003	F-21-1			88120-333-611	F-3	90433-283-000	E-14									
		52424-331-003	F-21	80100-323-010XW	F-22	88120-369-650	F-3	90442-035-000	E-5									
		52458-329-000	F-21	80100-323-600XW	F-22			90451-216-000	E-15									
			F-21-1	80100-323-631XW	F-22			90451-286-000	E-15									
		52459-312-003	F-21	80100-323-670XW	F-22	89000		90451-292-000	E-1									
		52484-292-000	F-21	80100-390-610XW	F-22	89010-404-670	F-13	90452-323-000	E-2									
			F-21-1	80101-283-000	F-24	89101-300-010	F-13	90453-286-C03	E-15									
		52517-358-771	F-21		F-24-1	89215-404-670	F-13	90454-200-000	E-15									
		52517-404-003	F-21-1		F-24-2	89216-323-000	F-13	90455-374-000	E-8									
				80101-390-000	F-22			90456-323-000	E-14									
				80102-323-000	F-22	90000		90457-500-000	E-15									
				80105-061-000	F-15			90458-292-000	E-15									
				80108-061-000	F-23			90458-323-010	E-8									
					F-23-1	90011-323-000	E-12	90459-323-010	E-8									
					F-22	90012-300-000	E-4	90460-323-010	E-8									
		53100-390-621	F-4	80121-323-630	F-22	90014-333-000	E-9	90461-286-C0C	E-15									
		53100-390-780	F-4															
		53124-250-000	F-4															

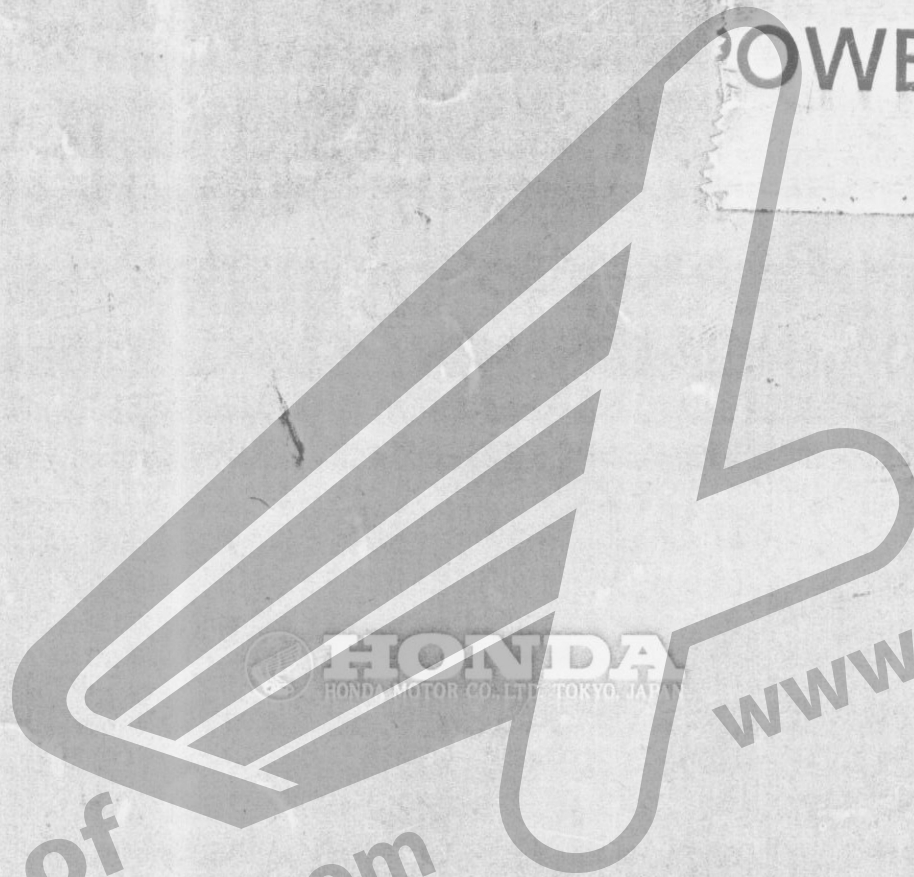


0462-323-000	E-15	91302-250-010	E-10	93481-06028-00	F-19	93892-05032-00	F-3	94101-10200	F-21
0471-333-000	E-7	91302-300-000	F-9		F-22	93894-05028-00	F-2		F-21
0474-704-000	E-4	91304-286-000	E-3	93481-08020-00	F-4	93894-05032-00	F-2	94101-12000	F-19
0481-250-000	E-5	91305-323-000	E-5	93481-08040-00	F-26	93901-25080	F-13		F-26
0485-001-000	E-1	91306-703-000	E-15	93481-08065-00	F-14	93901-25310	E-12	94102-10000	F-8
0485-035-000	E-2	91309-035-000	E-1	93482-06016-00	E-10	93901-26110	E-12	94109-12000	E-11
				93482-06016-08	F-25	93902-24280	F-2	94111-03000	E-17
0503-283-000	E-12	91309-300-000	E-10	93482-06028-00	F-5			94111-05000	E-17
0512-300-000	F-4	91315-044-000	E-10	93482-08028-00	F-18	94000			E-17
0514-323-000	F-22		E-12	93482-10050-00	F-26				F-1
0514-700-000	F-13	91316-300-005	E-11	93482-10080-00	F-26	94001-05000-05	E-17		F-1
0524-030-000	F-10	91318-300-013	E-2	93483-06014-00	F-20	94001-06000	E-4		F-1
0524-323-000	F-11	91319-300-000	E-12	93483-06025-00	F-8				F-25
0526-268-000	F-20	91319-323-000	E-1	93483-08035-00	F-8			94111-06000	E-17
0532-323-000	E-10	91354-702-000	E-7	93494-06020-08	F-15				F-13
0543-273-000	F-7			93500-03008-0M	F-23				F-16
0544-283-000	F-7	92000		93500-03010-0A	E-17-1				F-17
0545-300-000	F-5	92000-05020-08	F-24-1		F-23-2				F-22
0545-323-700	F-2	92000-05025-0A	F-24	93500-03010-0M	F-23-2				F-24
0555-283-000	F-4	92000-06010	F-7	93500-03012-1A	F-1-2	94001-06070	F-2	94111-06700	F-2
0555-700-000	E-14	92000-06012-02	E-10	93500-03012-3B	F-1	94001-08000-05	F-10	94111-06800	F-15
0581-310-000	F-24	92000-06012	E-14	93500-04010-0A	E-17-1		F-20	94111-08000	F-7
	F-24-1		E-15	93500-04020-0A	F-16		F-26		F-17
0581-701-000	F-15	92000-06014	E-14	93500-04050-4J	F-24-1	94001-08020-05	F-4		F-26
	F-16		E-16	93500-04055-0B	F-24	94001-08070-05	F-2	94111-08700	F-2
0582-703-000	F-26	92000-06016	E-10	93500-05006-0A	E-2	94002-06000	F-5	94111-10000	F-1
0601-816-000	F-25		F-16	93500-05006-0G	F-2		F-18		F-1
0602-259-010	E-14	92000-06020	E-16	93500-05008-0A	F-23-1	94002-06080	F-15		F-1
	E-15		F-6	93500-05008-0M	F-23-1	94002-10000-05	F-19		F-20
0753-283-000	F-11		F-10	93500-05012-0A	E-17		F-21		F-26
0841-001-000	F-26		F-15	93500-05016-0A	E-17-1		F-21-1	94111-12000	F-19
0899-283-000	F-22		F-18	93500-05016-0B	F-1	94021-06020	F-2		F-26
0899-323-610	F-22	92000-06025	F-24-1		F-1-1	94030-08000	F-7	94201-16150	F-18
			F-16	93500-05020-0A	F-1-2	94030-10000	F-11		F-19
			F-25		F-2		F-26	94201-16220	F-8
			E-1		F-2	94030-12000	F-19	94201-20150	E-7
91000		92000-06040	E-1		F-25		F-26	94201-20180	F-10
			F-16	93500-06012	E-10	94050-06000	E-2		F-20
91001-116-008	E-14	92000-06045	E-1		E-17	94050-06000	F-12	94201-25200	F-10
91002-283-000	E-15	92000-06050	E-1	93500-06016	E-1		F-17	94201-25250	F-19
91002-286-008	E-15	92000-08016-0A	F-17	93500-06018	F-19		F-23	94201-40300	F-10
91007-323-003	E-14	92000-08025-0A	F-10	93500-06020-49	F-22		F-23-1	94251-05000	F-1
91008-374-003	E-16	92000-10025-0B	F-1-2	93500-06020	E-1		F-23-2		F-1
91022-374-003	E-15	92000-10032-0A	F-19		E-4		E-28		F-1
91101-377-000	E-14	92000-10035-0A	F-19	93500-06025	E-1	94050-08080	F-15	94251-06000	F-13
91103-259-000	E-14	92020-06020	E-16	93500-06028	E-9	94071-08080	F-26	94251-08000	F-10
91103-374-003	E-15	92020-06022	E-8	93500-06032	E-7	94071-10080	F-19	94301-08140	E-7
91201-292-003	E-16	92025-06025	F-17		E-9	94101-04000	F-1		E-9
91201-300-003	E-13	92030-06032	F-18		E-10	94101-05700	F-2	94301-12180	E-3
91201-323-005	F-13	92200-06032	E-16	93500-06035	E-10	94101-06000	E-7	94302-06100	E-10
91202-216-003	E-16	92600-08080-0B	F-22	93500-06055	E-10		F-5	94302-10160	E-2
91204-286-003	E-7	92700-08050-3B	F-7	93500-06065	E-9		F-13		E-12
91204-286-005	E-7	92800-12000	E-11	93500-06075	E-7		F-16	94303-08140	E-14
91205-283-015	E-15			93500-06080	E-7		F-19	94305-40163	F-19
91206-333-003	E-7	93000		93600-06016-07	F-26		F-22	94510-12000	E-15
91207-374-000	E-15			93600-06016	E-17		F-25	94510-18000	E-15
91211-286-003	E-1	93000-06028-02	F-23-1	93600-06018	E-14	94101-06200	E-10	94510-20000	E-8
91252-300-003	F-9		F-23-2	93700-03025-0B	F-23-1	94101-06700	F-2	94510-25100	E-8
91255-300-033	F-7	93000-06035-02	F-23	93700-03045-0B	F-23-2	94101-08000	F-7	94510-30000	E-14
91259-333-000	F-8	93000-08050-0A	F-26		F-24-2		F-17	94601-15000	E-13
91261-323-000	F-11	93000-08055-0A	F-26	93700-03048-0B	F-23-2		F-19	94608-50000	F-7
91262-223-000	F-11	93000-08074-0A	F-4	93700-05015-0A	F-9		F-20		
91301-200-000	E-2	93000-10032-0A	F-21	93700-06010-02	E-1	94101-08200	F-24	95000	
91301-268-020	E-10		F-21-1	93700-06025-02	F-23		F-24-1		
91301-323-000	E-3	93200-08028-0A	F-18		F-23-1		F-24-2	95001-35330-40	E-17

Part No.	Block No.		
95001-55200-40	E-17	98069-57726	E-2
95002-02070	E-17	98200-20700	F-15
95002-02100	E-17	98200-21500	F-15
95002-02130	F-12	98202-22250	F-14
95002-70000	E-11	98203-22250	F-14
95003-27050-30	F-12		
95005-12420-20	E-1	99000	
95011-40000	F-18	99001-10120	F-13
95011-61000	F-17	99001-14170	F-13
95012-17000	F-14	99002-13500	F-13
95014-22200	F-4	99003-10000	F-13
95014-41000	F-7	99003-30000	F-13
95014-61100	F-25	99003-50000	F-13
95014-61200	F-25	99006-12000	F-13
95014-61300	F-25	99006-22000	F-13
95014-71702	F-19	99006-24000	F-13
95014-72102	F-19	99124-076-0380	E-17-1
95014-72402	F-19	99202-60109-80	E-17-1
95014-73100	F-18		
95014-73300	F-18		
95015-32001	F-18		
95015-42000	F-18		
95015-52000	F-18		
95015-83000	F-19		
95020-11300	F-4		
95700-06016-00	F-2		
95700-06022-00	E-5		
95700-06032-00	E-1		
	E-2		
	E-11		
	E-12		
95700-06040-00	E-12		
95700-06050-00	E-12		
95700-06055-00	E-6		
	E-10		
	E-12		
95700-06065-00	E-1		
	E-2		
95700-06100-00	E-12		
95700-06105-00	E-12		
95700-08100-00	E-12		
	F-26		
95700-10035-00	F-4		
96000			
96100-62050	E-14		
96140-63020-10	F-9		
96140-63040-10	F-11		
96140-63050-10	F-11		
96201-80000	F-20		
96211-08000	F-4		
	F-18		
97000			
97285-69135-10	F-11		
97313-69129-10	F-11		
97686-69134-10	F-11		
97007-69128-10	F-11		
98000			
98069-57711	E-2		
98069-57716	E-2		
98069-57723	E-2		

Honda4Fun  
www.honda4fun.com

OWER HOLLAND



Honda4Fun  
www.honda4fun.com

Courtesy of  
www.hondafour.com

ER HOLLAND