




**HONDA**

**CB550F**

Courtesy of  Honda4Fun  
[www.hondastour.com](http://www.hondastour.com) [www.honda4fun.com](http://www.honda4fun.com)

**PARTS LIST**

© 1977 HONDA MOTOR CO., LTD.



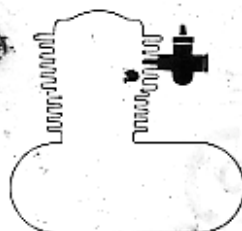
E- 1	Cylinder Head Cover.....	2
E- 2	Cylinder Head.....	6
E- 3	Camshaft - Valve - Tensioner.....	10
E- 4	Cylinder - Piston.....	14



E-12	Crankshaft.....	34
E-13	Primary Shaft - Chain.....	38
E-14	Transmission.....	42
E-15	Shift Drum.....	46



E- 5	Contact Breaker - Advancer.....	16
E- 6	Right Crankcase Cover.....	20
E- 7	Clutch.....	22
E- 8	Generator.....	24
E- 9	Left Crankcase Cover - Starting Motor - Oil Pump.....	26
E-10	Oil Filter - Oil Pan.....	30
E-11	Crankcase.....	32

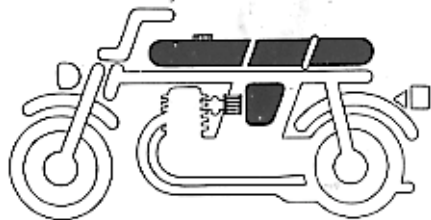
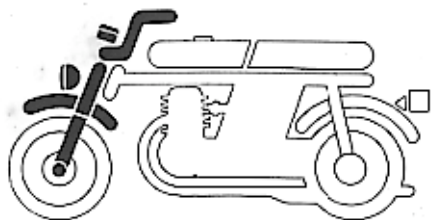


E-16	Carburetor (KEIHIN).....	50
------	--------------------------	----

5172206

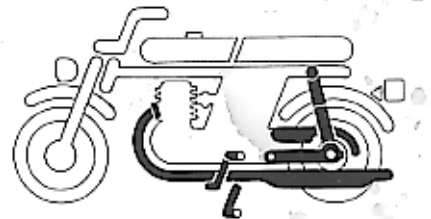
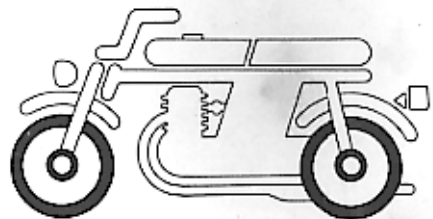
# CONTENTS

# FRAME GROUP



F- 1	Handle Switch - Lever - Cable.....	54
F- 2	Head Light.....	56
F- 3	Speed & Tachometers - Pilot Lamp - Key.....	60
F- 4	Steering Handle - Top Bridge - Stem.....	64
F- 5	Master Cylinder - Brake Hose.....	68
F- 6	Front Fender.....	70
F- 7	Front Shock Absorber.....	72

F-12	Fuel Tank.....	90
F-13	Seat - Tool.....	92
F-14	Side Cover - Battery - Regulator.....	96
F-15	Air Cleaner.....	100



F- 8	Front Brake Caliper.....	76
F- 9	Front Wheel - Disk.....	80
F-10	Rear Brake Panel.....	84
F-11	Rear Wheel.....	86

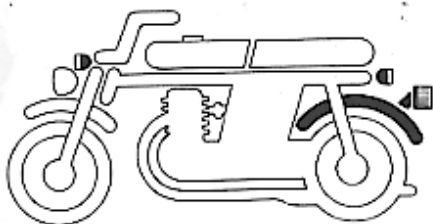
F-16	Exhaust Muffler.....	104
F-17	Change & Brake Pedals - Kick Starter Arm.....	106
F-18	Step - Stand.....	108
F-19	Rear Fork - Chain.....	112
F-20	Rear Shock Absorber.....	114

## CONTENTS

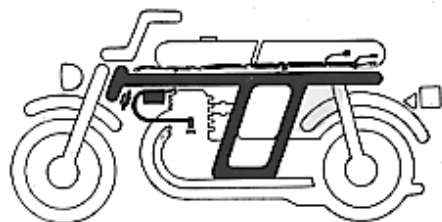
## FRAME GROUP

### INDEX

Part Number Index..... (1)



F-21	Rear Fender.....	116
F-22	Turn Signal Light.....	118
F-23	Tail Light.....	122



F-24	Wire Harness · Ignition Coil · Horn.....	124
F-25	Frame Body.....	128

# INSTRUCTIONS FOR THE USE OF THIS PARTS LIST

This parts list is to be used when ordering spare parts; it contains all parts for model CB550F.

This parts list is a courtesy of Honda4Fun  
(www.honda4fun.co - www.hondafour.com)

## I. How To Order Parts

### 1. Information required

Spare parts orders must contain both the part number and the stamped number(s) as described below. This is because any changes and modifications of parts are registered at HONDA with the pertinent parts and stamped numbers.

#### Numbers needed:

- (a) Carburetor parts: Part number & Stamped carburetor identification number
- (b) Engine parts: Part number & Stamped engine number
- (c) Frame parts: Part number & Stamped frame number

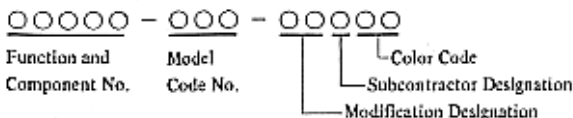
### 2. Revisions

When modifications or additions to this parts list are made, a revised edition will be issued at an appropriate time, with successively progressing revision numbers on the cover. We advise to obtain such revisions in order to keep your parts lists up-to-date at all times. To check whether a parts list revision has been issued, please contact your HONDA distributor.

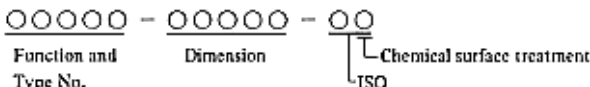
## II. How To Read This Parts List

### 1. Make-up of the part number

(Example) General parts



(Example) Bolts, nuts and other standard parts



### 2. Color code

The color code at the end of the part number indicates the color. Codes below ZA in alphabetical order (such as ZA, ZB, ZC, etc.) do not indicate the color directly, but reference must be made to the HONDA code given in the "Description" column of this parts list.

Color code		Color Description
Parts code	HONDA code	
A		White
B		Black
XW		Chrome Plated
ZA	A-01	Semi Glazed Black
ZA	NH-1	Black
ZA	PB-3C-C	Candy Sapphiré Blue
ZB	R-2C-F	Flake Sunrise Orange

### 3. Abbreviations

The following abbreviations are used in this parts list.

ASSY. ....	Assembly
COMP. ....	Complete
HEX. ....	Hexagonal
22T. ....	22 teeth

### 4. Dimensions

All dimensions are given in millimeters (mm) except in the case of steel balls, tires and tire tubes.

Parts	Example	Interpretation
Bolt (Screw)	6x12	6 mm diameter, 12 mm length
Pin	8x14	8 mm diameter, 14 mm length
O-Ring	9.5x1.6	9.5 mm diameter, 1.6 mm thickness
Oil seal	14x24x5	14 mm inside diameter, 24 mm outside diameter, 5 mm thickness
Tube	5x130	5 mm inside diameter, 130 mm length

### 5. Supersedence of parts

Part numbers given under the part name in the "Description" column indicate that the part number has been superseded by that part number. HONDA may make such supersedence without notice.

### 6. Assemblies

Sections framed with broken lines in the exploded view drawings are available as complete assemblies. (Their individual parts can also be obtained.)

### 7. Required quantity

The number given in the "Reqd. No." column indicates the quantity of parts used in the section described in that block.

### 8. Part Modifications — Applicable Serial Numbers

In cases where a part has been modified, the serial number of the first vehicle (or frame, engine, carburetor, final drive) bearing the modification is listed in the "Serial No." column.

### 9. Models, Area Codes and Initial Serial No's.

Models, Area Codes and Initial Serial No's. given in this parts list can be identified as follows.

Model/Area code	Type	Initial Serial Engine No.	Initial Serial Frame No.	Initial Serial Carburetor No.
CH55CF-A	U. S. A.	<u>CH450FF-1000091-</u>	CH55CF-1000001-	069 <u>A</u>

\* Of carburetor serial numbers, only the portions underlined in the example below are used for registration.

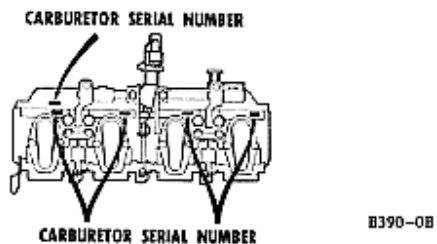
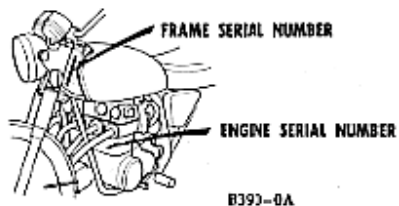
069

A

A

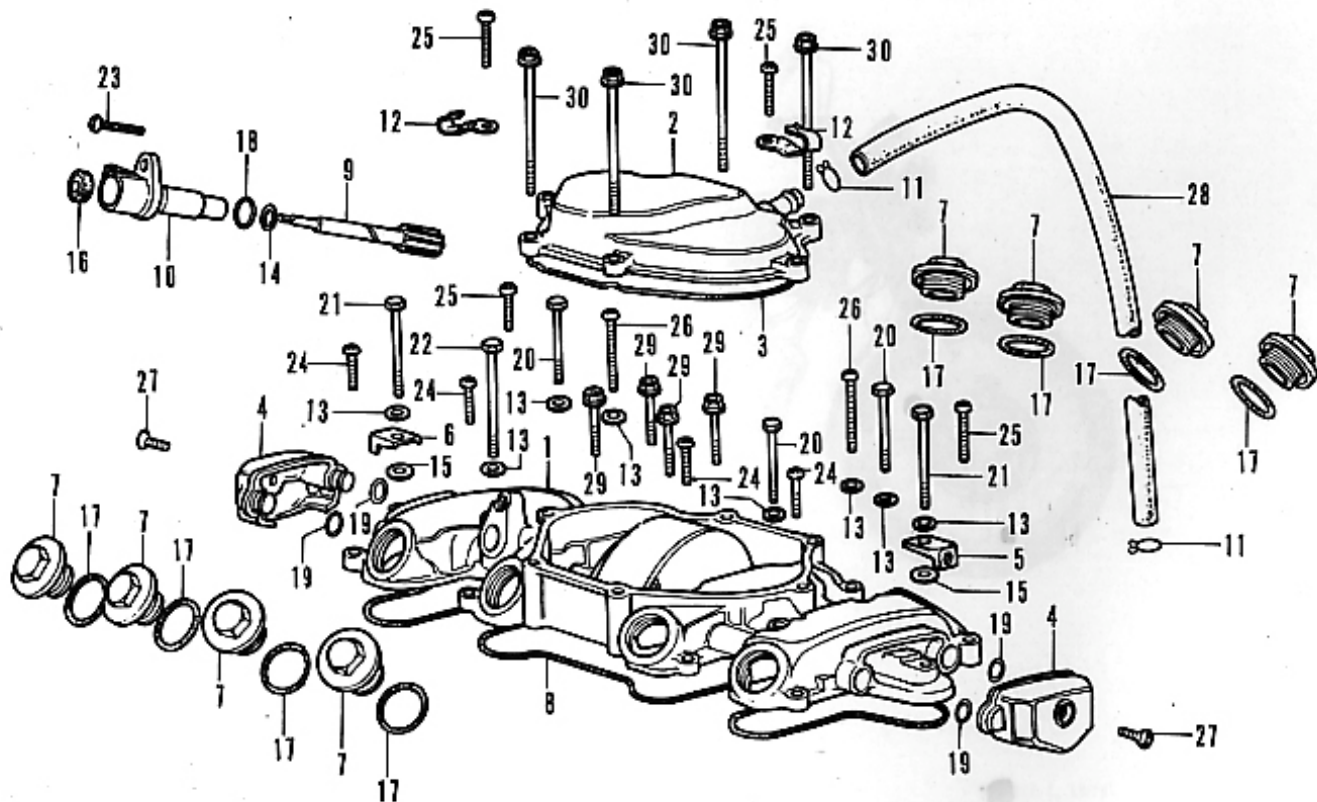
KC 7

10. Location of stamped serial number



February 1, 1975  
HONDA MOTOR CO., LTD.

# E-1 Cylinder Head Cover

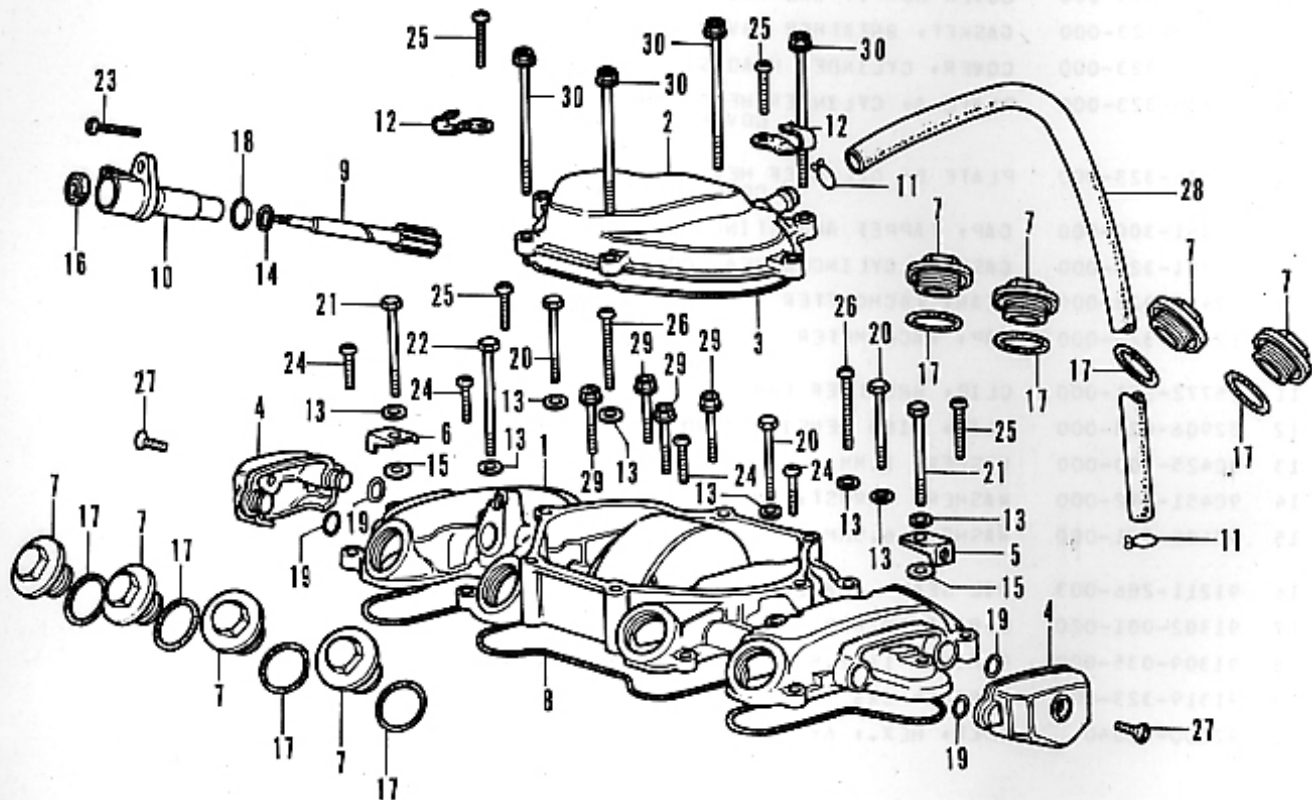




## E-1 Cylinder Head Cover

Ref. No.	Part No.	Description	Reqd. No. CB550F	Serial No.	Area code
1	12310-323-000	COVER, CYLINDER HEAD	1		
2	12320-374-000	COVER COMP., BREATHER	1		
3	12329-323-000	GASKET, BREATHER COVER	1		
4	12330-323-000	COVER, CYLINDER HEAD SIDE	2		
5	12335-323-000	PLATE A, CYLINDER HEAD SIDE COVER SETTING	1		
6	12336-323-000	PLATE B, CYLINDER HEAD SIDE COVER SETTING	1		
7	12361-300-000	CAP, TAPPET ADJUSTING HOLE	8		
8	12391-323-000	GASKET, CYLINDER HEAD COVER	1		
9	12431-323-000	GEAR, TACHOMETER	1		
10	12451-323-000	CAP, TACHOMETER	1		
11	15772-551-000	CLIP, BREATHER TUBE	2		
12	32906-028-000	CLIP, HIGH TENSION CORD	2		
13	90425-300-000	WASHER, 11MM	8		
14	90451-292-000	WASHER, THRUST, 7MM	1		
15	90485-001-000	WASHER, 6.5MM	2		
16	91211-286-003	OIL SEAL, 4.8X14.5X4	1		
17	91302-001-020	O-RING, 30.8MM	8		
18	91309-035-000	O-RING, 11X2.5	1		
19	91319-323-000	O-RING, 6X3	4		
20	92000-06040	BOLT, HEX., 6X40	3		

# E-1 Cylinder Head Cover

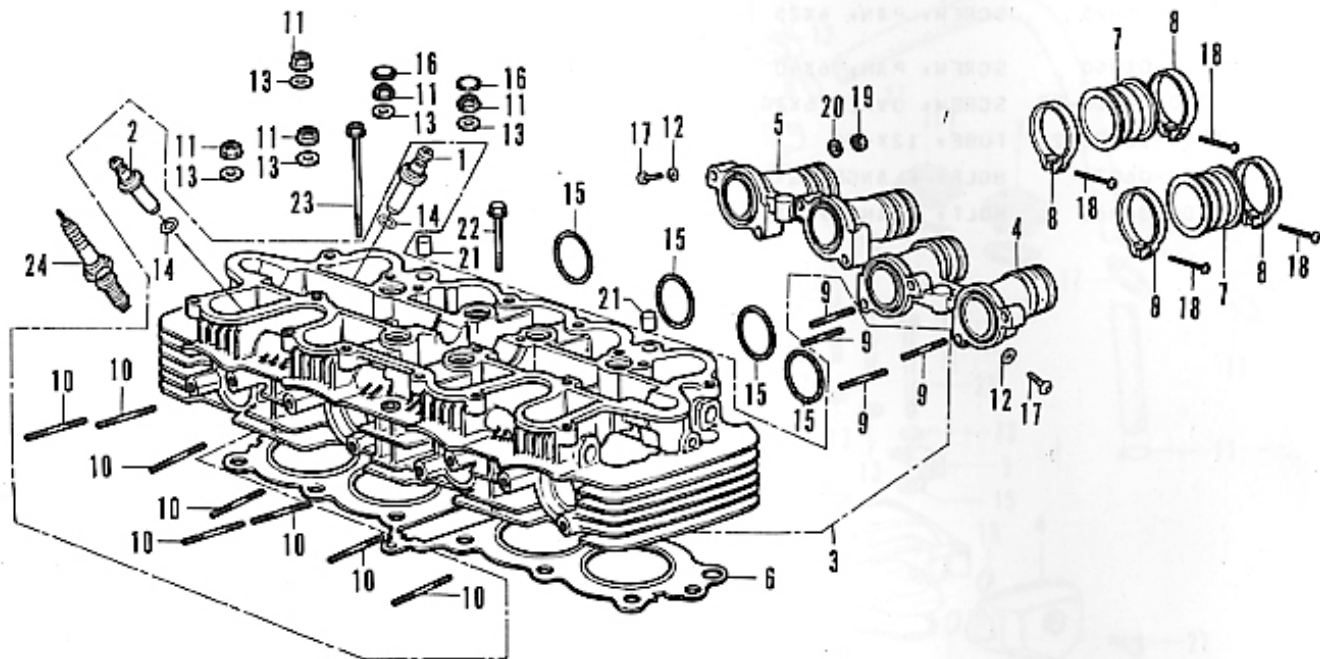


B390-1

### E-1 Cylinder Head Cover

Ref. No.	Part No.	Description	Reqd. No. CB550F	Serial No.	Area code
21	92000-06045	BOLT, HEX., 6X45	2		
22	92000-06050	BOLT, HEX., 6X50	1		
23	93500-06016	SCREW, PAN, 6X16	1		
24	93500-06020	SCREW, PAN, 6X20	4		
25	93500-06025	SCREW, PAN, 6X25	4		
26	93500-06040	SCREW, PAN, 6X40	2		
27	93700-06010-02	SCREW, OVAL, 6X10	2		
28	95005-12420-20	TUBE, 12X420	1		
29	95700-06032	BOLT, FLANGE, 6X32	4		
30	95700-06065	BOLT, FLANGE, 6X65	4		

## E-2 Cylinder Head

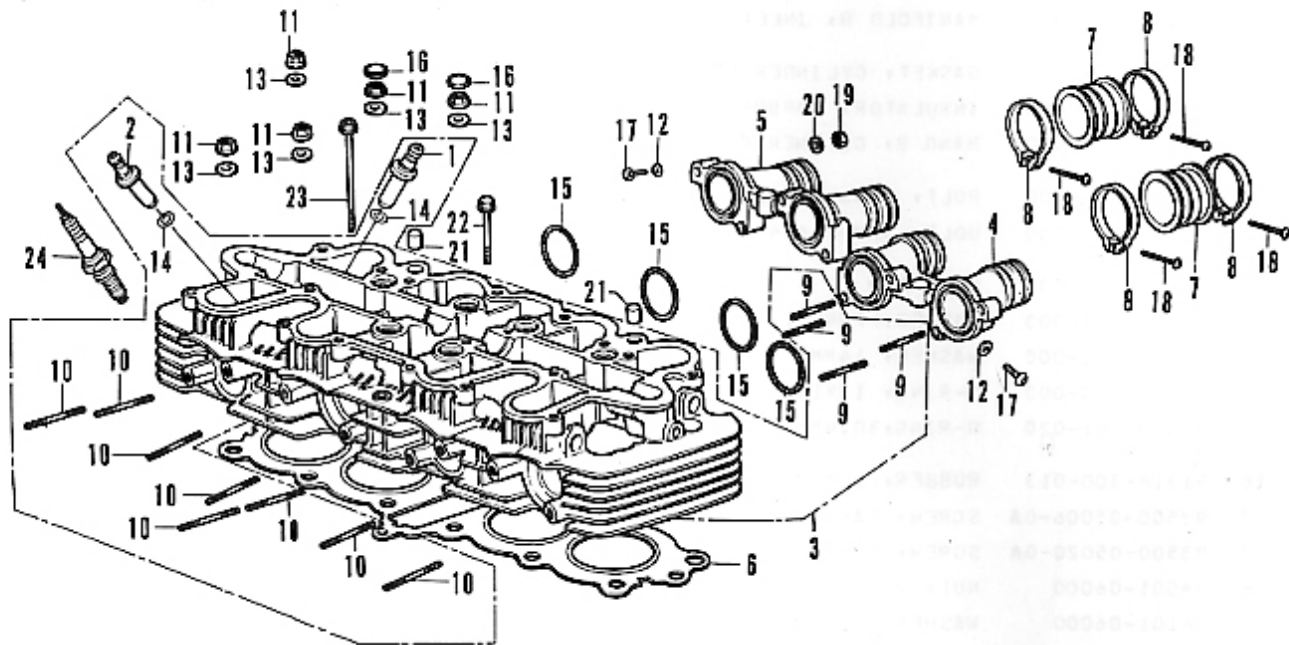


B390-2

## E-2 Cylinder Head

Ref. No.	Part No.	Description	Reqd. No. CB550F	Serial No.	Area code
1	12021-323-300	GUIDE, INLET VALVE	4		
2	12023-323-300	GUIDE, EXHAUST VALVE	4		
3	12200-374-000	HEAD COMP., CYLINDER	1		
4	12241-323-000	MANIFOLD A; INLET	1		
5	12242-323-000	MANIFOLD B; INLET	1		
6	12251-374-000	GASKET, CYLINDER HEAD	1		
7	16211-323-000	INSULATOR, CARBURETOR	4		
8	17256-323-000	BAND B; CLEANER CONNECTING TUBE	8		
9	90043-323-300	BOLT, STUD, 6X32	8		
10	90044-323-300	BOLT, STUD, 6X40	8		
11	90236-300-000	NUT, 8MM	12		
12	90452-323-000	WASHER, THRUST, 5MM	4		
13	90485-035-000	WASHER, 14MM	12		
14	91301-200-000	O-RING, 10X1.6	8		
15	91302-001-020	O-RING, 30.8MM	4		
16	91318-300-013	RUBBER, SEALING	6		
17	93500-05006-0A	SCREW, PAN, 5X6	4		
18	93500-05020-0A	SCREW, PAN, 5X20	8		
19	94001-06000	NUT, HEX., 6MM	8		
20	94101-06000	WASHER, PLAIN, 6MM	8		

## E-2 Cylinder Head



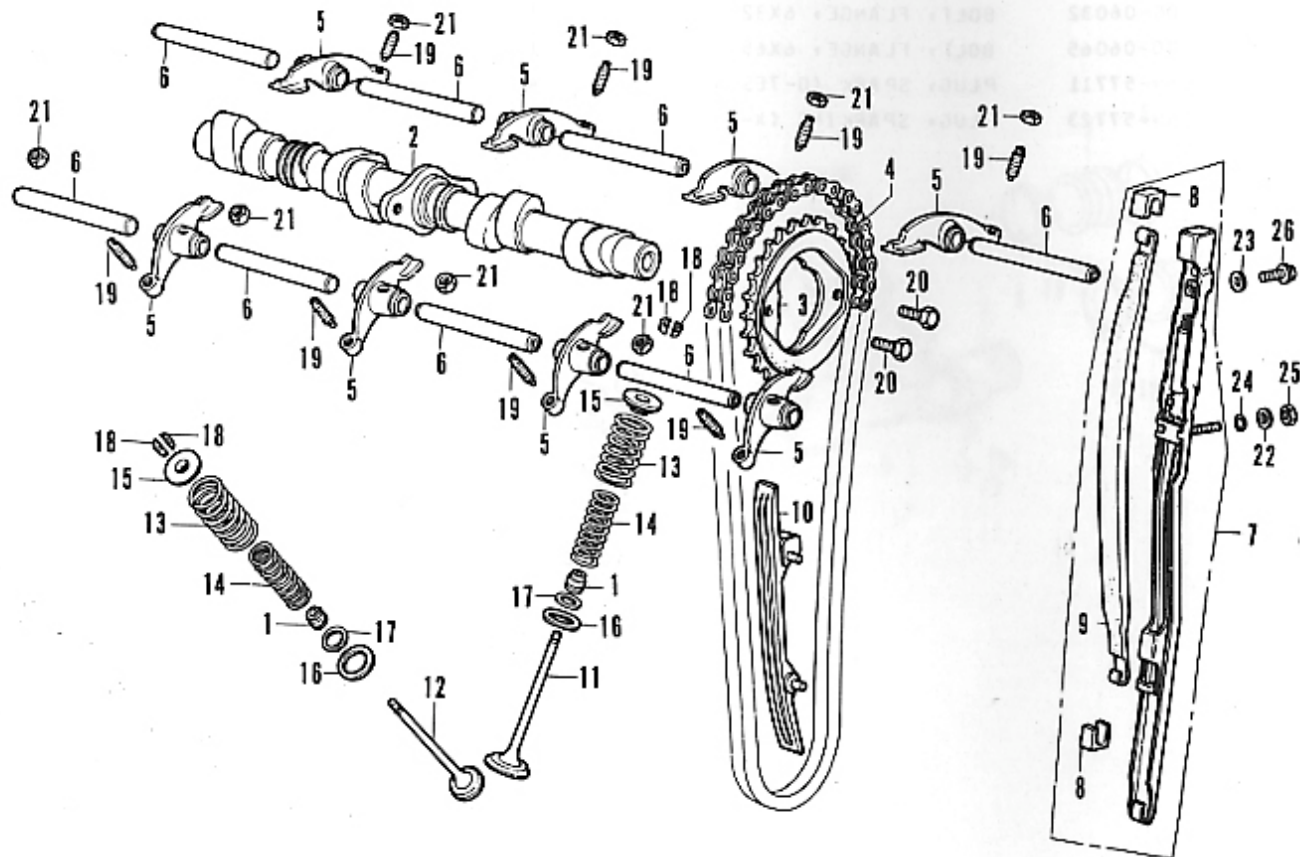
B390-2

## E-2 Cylinder Head

Ref. No.	Part No.	Description	Req. No. CB550F	Serial No.	Area code
21	94302-10160	PIN, DOWEL, 10X16	2		
22	95700-06032	BOLT, FLANGE, 6X32	1		
23	95700-06065	BOLT, FLANGE, 6X65	1		
24	98069-57711	PLUG, SPARK (D-7ES NGK)	4		
	98069-57723	PLUG, SPARKING (X-22ES ND)	4		



### E-3 Camshaft • Valve • Tensioner



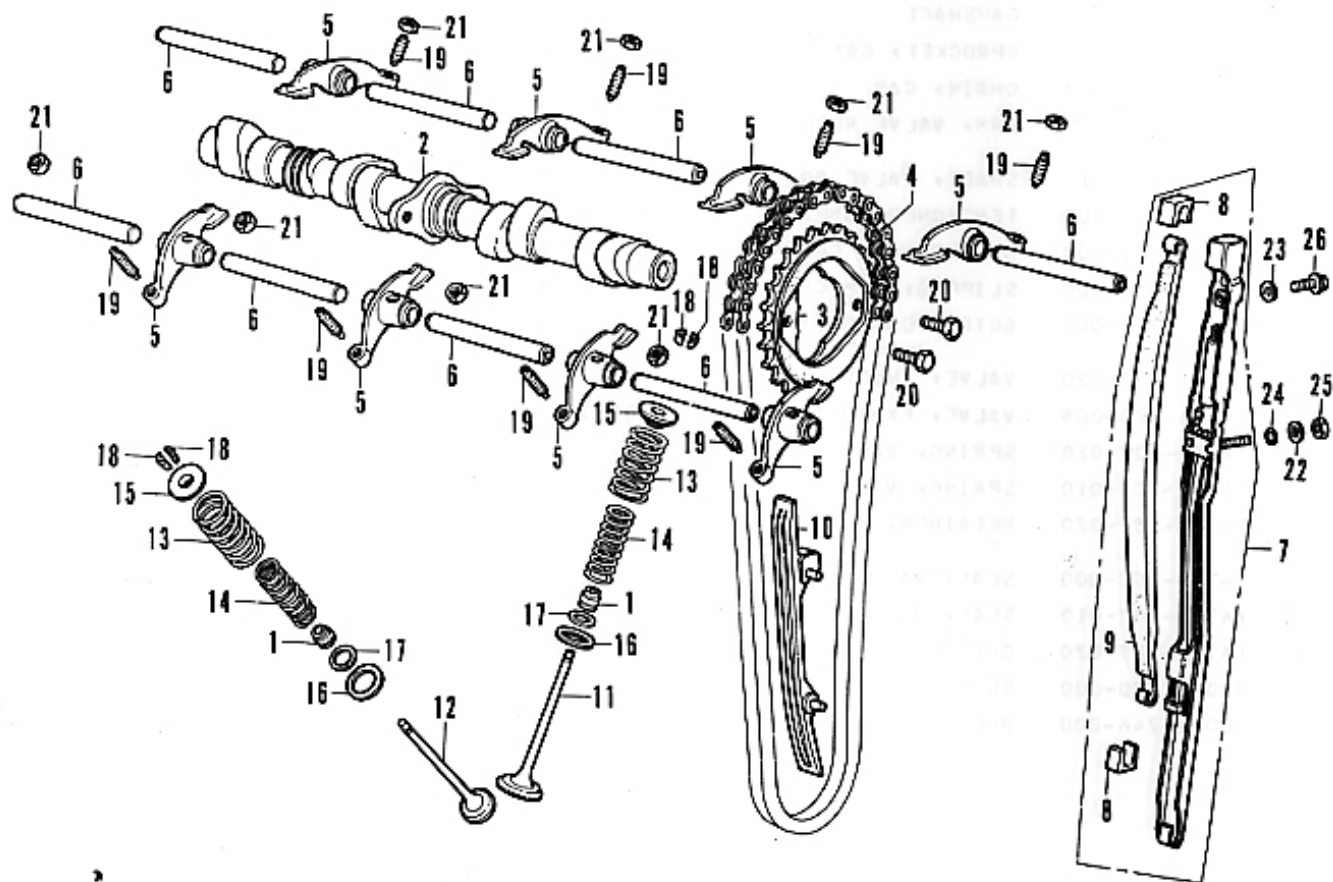
B390-3



## E-3 Camshaft • Valve • Tensioner

Ref. No.	Part No.	Description	Reqd. No. CB550F	Serial No.	Area code
1	12209-333-005	SEAL, VALVE STEM	8		
2	14101-323-000	CAMSHAFT	1		
3	14321-323-000	SPROCKET, CAM	1		
4	14401-323-003	CHAIN, CAM	1		
5	14431-324-000	ARM, VALVE ROCKER	8		
6	14451-323-010	SHAFT, VALVE ROCKER ARM	8		
7	14500-323-000	TENSIONER COMP., CAM CHAIN	1		
8	14501-323-000	DAMPER, CAM CHAIN TENSIONER-	2		
9	14520-323-000	SLIPPER, CAM CHAIN TENSIONER	1		
10	14611-323-000	GUIDE, CAM CHAIN	1		
11	14711-107-020	VALVE, INLET	4		
12	14721-323-005	VALVE, EXHAUST (MITSUBISHI)	4		
13	14751-107-010	SPRING, VALVE (OUTER)	8		
14	14761-107-010	SPRING, VALVE (INNER)	8		
15	14771-107-020	RETAINER, VALVE SPRING	8		
16	14775-107-000	SEAT, VALVE SPRING OUTER	8		
17	14776-107-010	SEAT, VALVE SPRING INNER	8		
18	14781-107-020	COTTER, VALVE	16		
19	9C012-300-000	SCREW, TAPPET ADJUSTING	8		
20	9C081-246-000	BOLT, HEX., KNOCK, 7X12	2		

### E-3 Camshaft • Valve • Tensioner

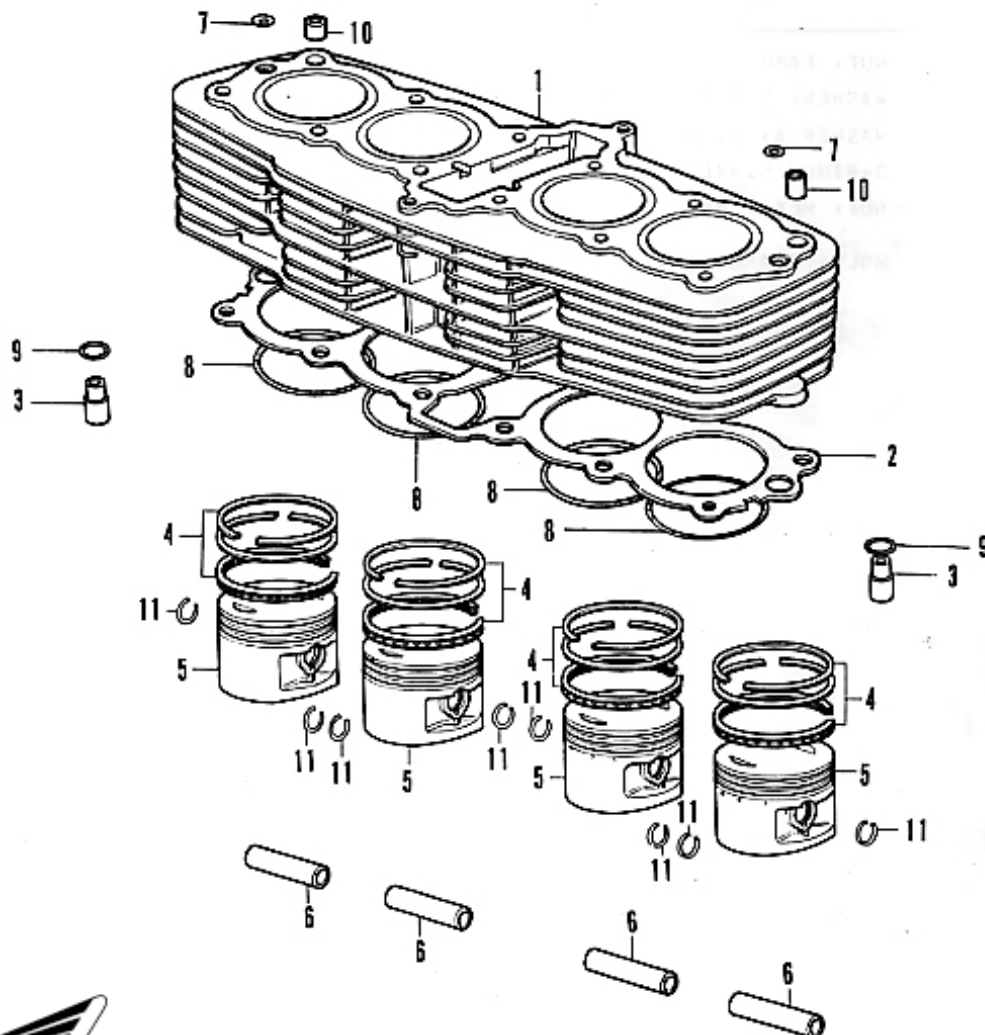


B390-3

**E-3 Camshaft - Valve - Tensioner**

Ref. No.	Part No.	Description	Reqd. No. CB650F	Serial No.	Area code
21	90206-250-000	NUT, TAPPET ADJUSTING	8		
22	90442-035-000	WASHER, SEALING, 6MM	1		
23	90481-250-000	WASHER A, 6.5MM	1		
24	91305-323-000	O-RING, 5.8X1.9	1		
25	94001-06000	NUT, HEX., 6MM	1		
26	95700-06022	BOLT, FLANGE, 6X22	1		

# E-4 Cylinder • Piston

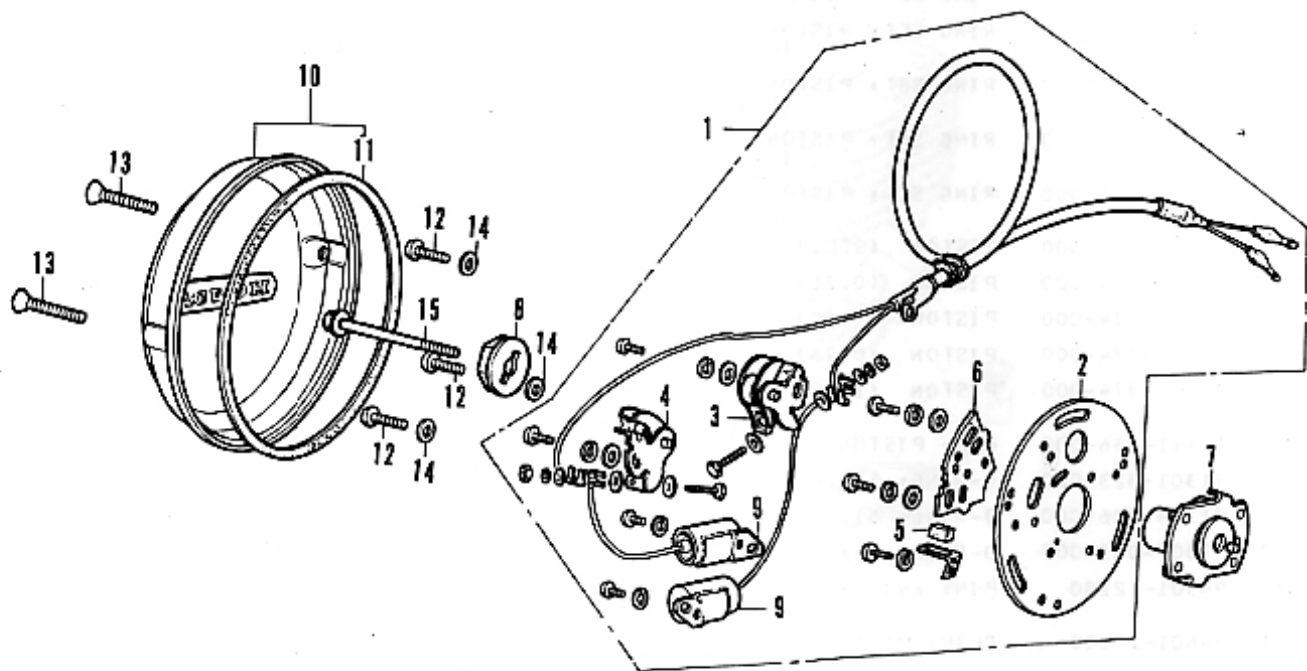


B390-4

## E-4 Cylinder - Piston

Ref. No.	Part No.	Description	Reqd. No. CB550F	Serial No.	Area code
1	12100-374-000	CYLINDER COMP.	1		
2	12191-374-000	GASKET, CYLINDER	1		
3	12238-323-000	VALVE, OIL CONTROL	2		
4	13011-374-004	RING SET, PISTON (STD. RIKEN)	4		
	13021-374-000	RING SET, PISTON (0.S.0.25, RIKEN)	4		
	13031-374-000	RING SET, PISTON (0.S.0.50 RIKEN)	4		
	13041-374-000	RING SET, PISTON (0.S.0.75 RIKEN)	4		
	13051-374-000	RING SET, PISTON (0.S.1.00 RIKEN)	4		
5	13101-374-000	PISTON (STD.)	4		
	13102-374-000	PISTON (0.25)	4		
	13103-374-000	PISTON (0.50)	4		
	13104-374-000	PISTON (0.75)	4		
	13105-374-000	PISTON (1.00)	4		
6	13111-286-000	PIN, PISTON	4		
7	91301-323-000	O-RING, 5X2.4	2		
8	91304-286-000	O-RING, 61.8X2.0	4		
9	91309-035-000	O-RING, 11X2.5	2		
10	94301-12180	PIN, KNOCK, 12X18	2		
11	94601-15000	CLIP, PISTON PIN, 15MM	8		

# E-5 Contact Breaker • Advancer

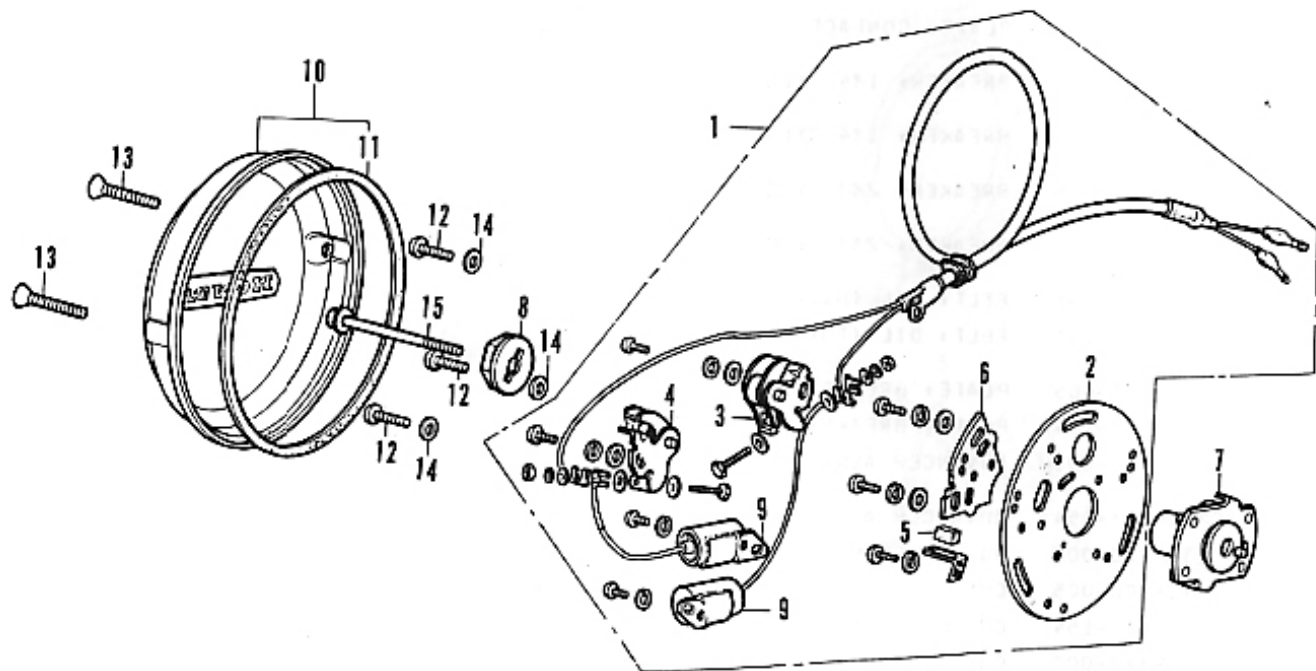


B390-5

### E-5 Contact Breaker - Advancer

Ref. No.	Part No.	Description	Reqd. No. CBS50F	Serial No.	Area code
1	3C200-323-005	BREAKER ASSY., CONTACT (HITACHI)	1		
	3C200-323-154	BREAKER ASSY., CONTACT (TOYO)	1		
2	3C201-300-015	PLATE, CONTACT BREAKER BASE (HITACHI)	1		
	3C201-300-154	PLATE, CONTACT BREAKER BASE (TOYO)	1		
3	3C203-300-005	BREAKER, 134 CYLINDER CONTACT (HITACHI)	1		
	3C203-300-154	BREAKER, 134 CYLINDER CONTACT (TOYO)	1		
4	3C204-300-005	BREAKER, 243 CYLINDER CONTACT (HITACHI)	1		
	3C204-300-154	BREAKER, 243 CYLINDER CONTACT (TOYO)	1		
5	3C205-003-005	FELT, OIL (HITACHI)	1		
	3C205-300-154	FELT, OIL (TOYO)	1		
6	3C215-300-005	PLATE, BREAKER SHIFT (HITACHI)	1		
	3C215-300-154	PLATE, BREAKER SHIFT (TOYO)	1		
7	3C220-323-005	ADVANCER ASSY., SPARK (HITACHI)	2		
	3C220-323-154	ADVANCER ASSY., SPARK (TOYO)	2		
8	3C233-300-000	WASHER, SPECIAL	1		
9	3C250-300-005	CONDENSER COMP. (HITACHI)	1		
	3C250-300-154	CONDENSER COMP. (TOYO)	1		
10	3C370-323-000	COVER COMP., POINT	1		

## E-5 Contact Breaker - Advancer



B390-5

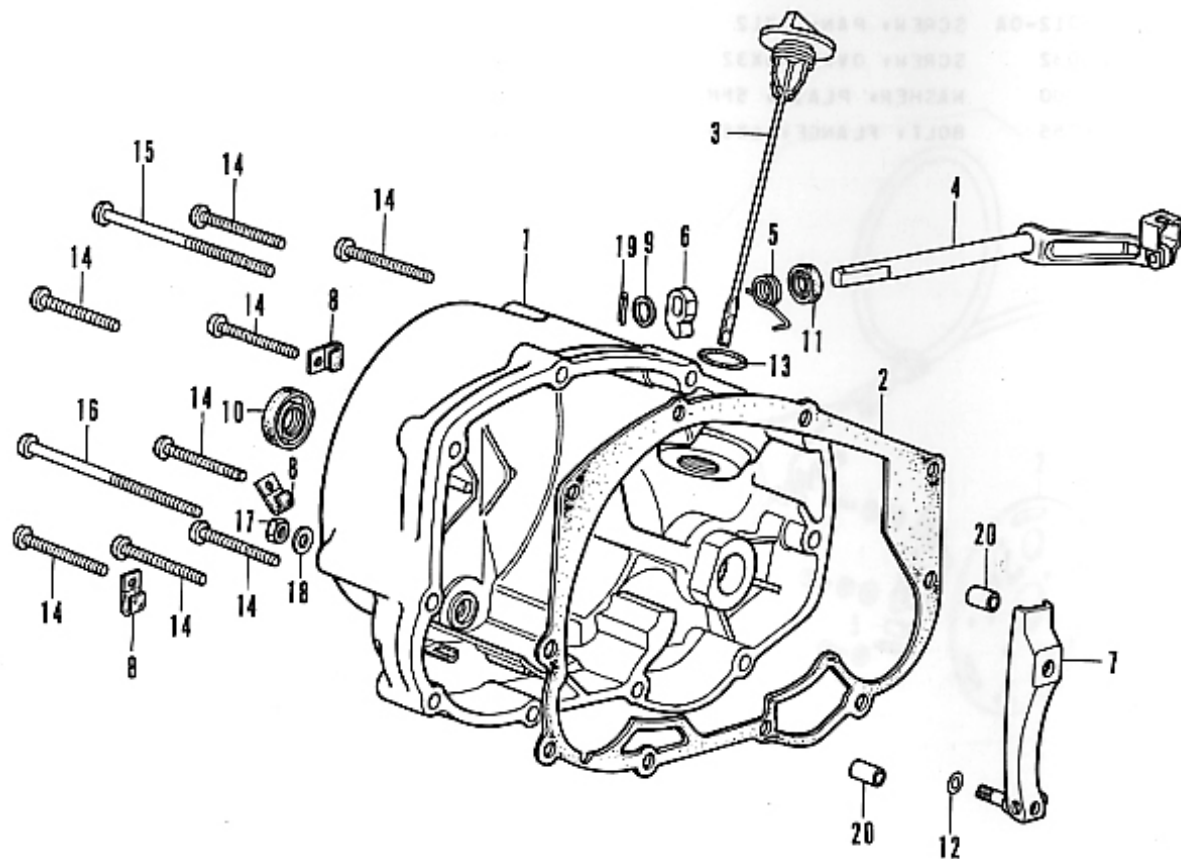


**E-5 Contact Breaker - Advancer**

Ref. No.	Part No.	Description	Reqd. No. CB550F	Serial No.	Area code
11	3C372-300-300	GASKET, POINT COVER	1		
12	93500-05012-0A	SCREW, PAN, 5X12	3		
13	93700-06032	SCREW, OVAL, 6X32	2		
14	94101-05000	WASHER, PLAIN, 5MM	3		
15	95700-06055	BOLT, FLANGE, 6X55	1		



## E-6 Right Crankcase Cover



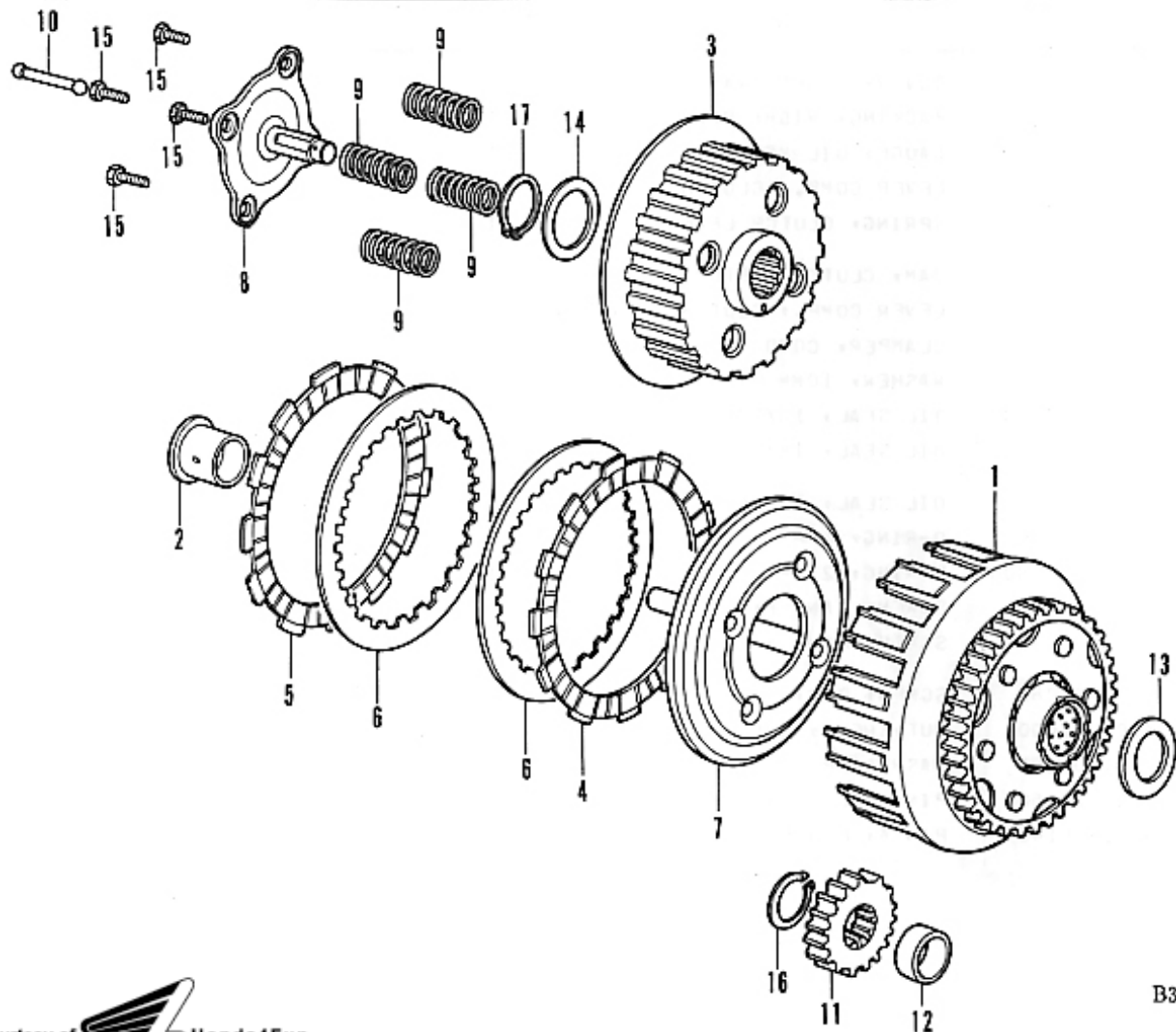
B390-6

## E-6 Right Crankcase Cover

Ref. No.	Part No.	Description	Reqd. No. CB550F	Serial No.	Area code
1	11331-390-000	COVER; RIGHT CRANK CASE	1		
2	11394-390-000	PACKING; RIGHT CRANK CASE	1		
3	15650-323-000	GAUGE; OIL LEVEL	1		
4	22710-374-010	LEVER COMP.; CLUTCH	1		
5	22815-374-000	SPRING; CLUTCH LEVER	1		
6	22821-116-000	CAM; CLUTCH LIFTER	1		
7	22831-333-010	LEVER COMP.; CLUTCH ADJUSTING	1		
8	32111-323-000	CLAMPER; CORD	3		
9	9C471-333-000	WASHER; 10MM	1		
10	91204-286-003	OIL SEAL; 18X29X7	1		
	91204-286-005	OIL SEAL; 18X29X7	1		
11	91206-333-003	OIL SEAL; 10X16X4.5	1		
12	91301-704-000	O-RING; 6MM	1		
13	91354-702-000	O-RING; 23MM	1		
14	93500-06032	SCREW; PAN; 6X32	8		
15	93500-06075	SCREW; PAN; 6X75	1		
16	93500-06080	SCREW; PAN; 6X80	1		
17	94001-06000	NUT; HEX.; 6MM	1		
18	94101-06000	WASHER; PLAIN; 6MM	1		
19	94201-20150	PIN; SPLIT; 2.0X15	1		
20	94301-08140	PIN A; DOWEL; 3X14	2		



## E-7 Clutch



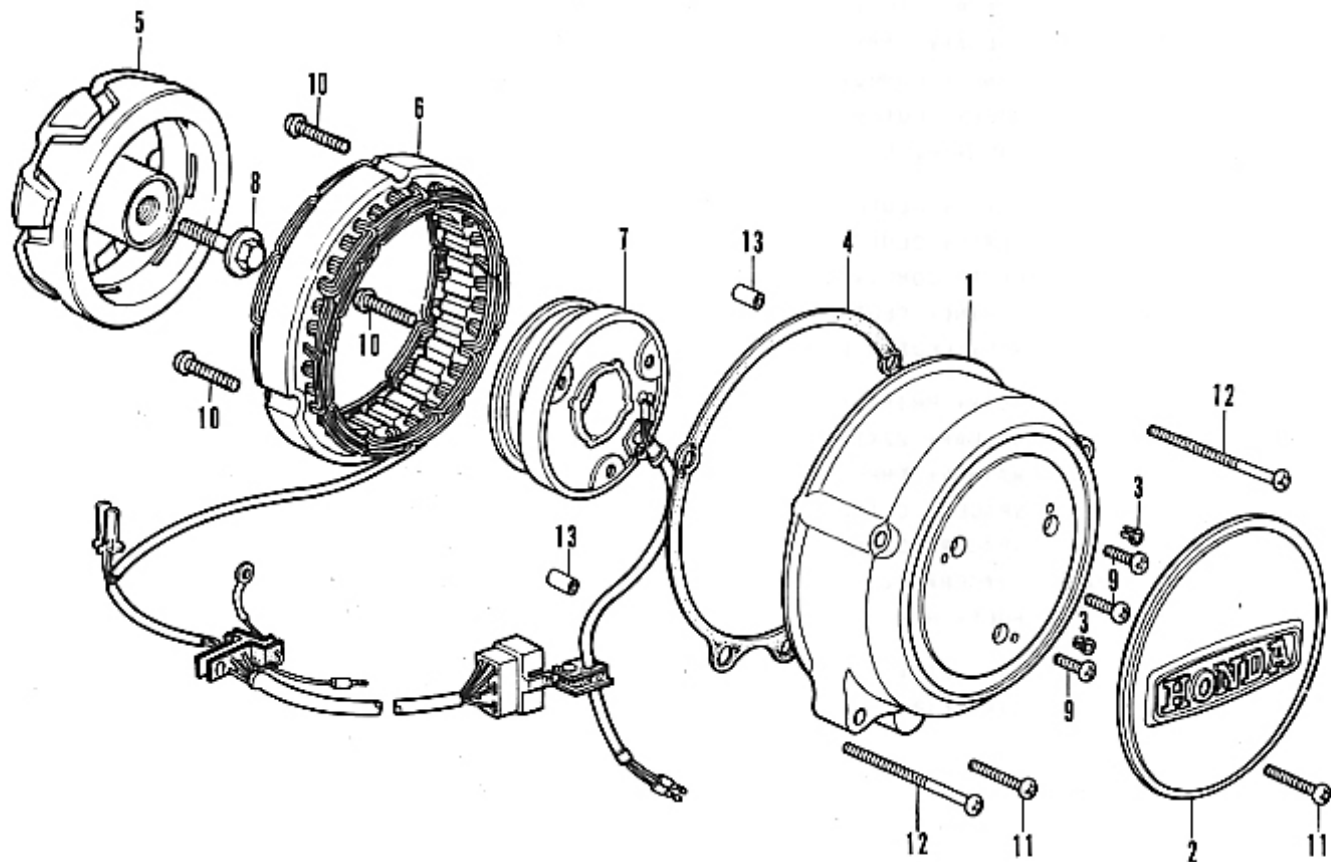
B390-7

## E-7 Clutch

Ref. No.	Part No.	Description	Reqd. No. CB550F	Serial No.	Area code
1	22100-390-000	OUTER COMP., CLUTCH (63T)	1		
2	22116-390-300	COLLAR, 25MM	1		
3	22120-390-000	CENTER COMP., CLUTCH	1		
4	22201-286-010	DISK, CLUTCH FRICTION	6		
5	22202-390-000	DISK, B. CLUTCH FRICTION	1		
6	22321-374-000	PLATE, CLUTCH	6		
7	22350-390-000	PLATE, CLUTCH PRESSURE	1		
8	22360-390-000	PLATE COMP., CLUTCH LIFTER	1		
9	22401-374-000	SPRING, CLUTCH	4		
10	22850-333-000	ROD, CLUTCH LIFTER	1		
11	23103-374-000	GEAR, PRIMARY DRIVE (24T)	1		
12	23105-323-000	COLLAR, 22X13.6	1		
13	9C455-374-000	WASHER, THRUST, 25MM	1		
14	9C458-323-010	SPACER, 0.1MM	1		
	9C459-323-010	SPACER, 0.3MM	1		
	9C460-323-010	SPACER, 0.5MM	1		
15	92020-06022	BOLT, HEX., 6X22	4		
16	94510-20000	CIR CLIP, EXTERNAL, 20MM	1		
17	94510-25150	CIR CLIP, EXTERNAL, 25MM	1		



# E-8 Generator



B390-8

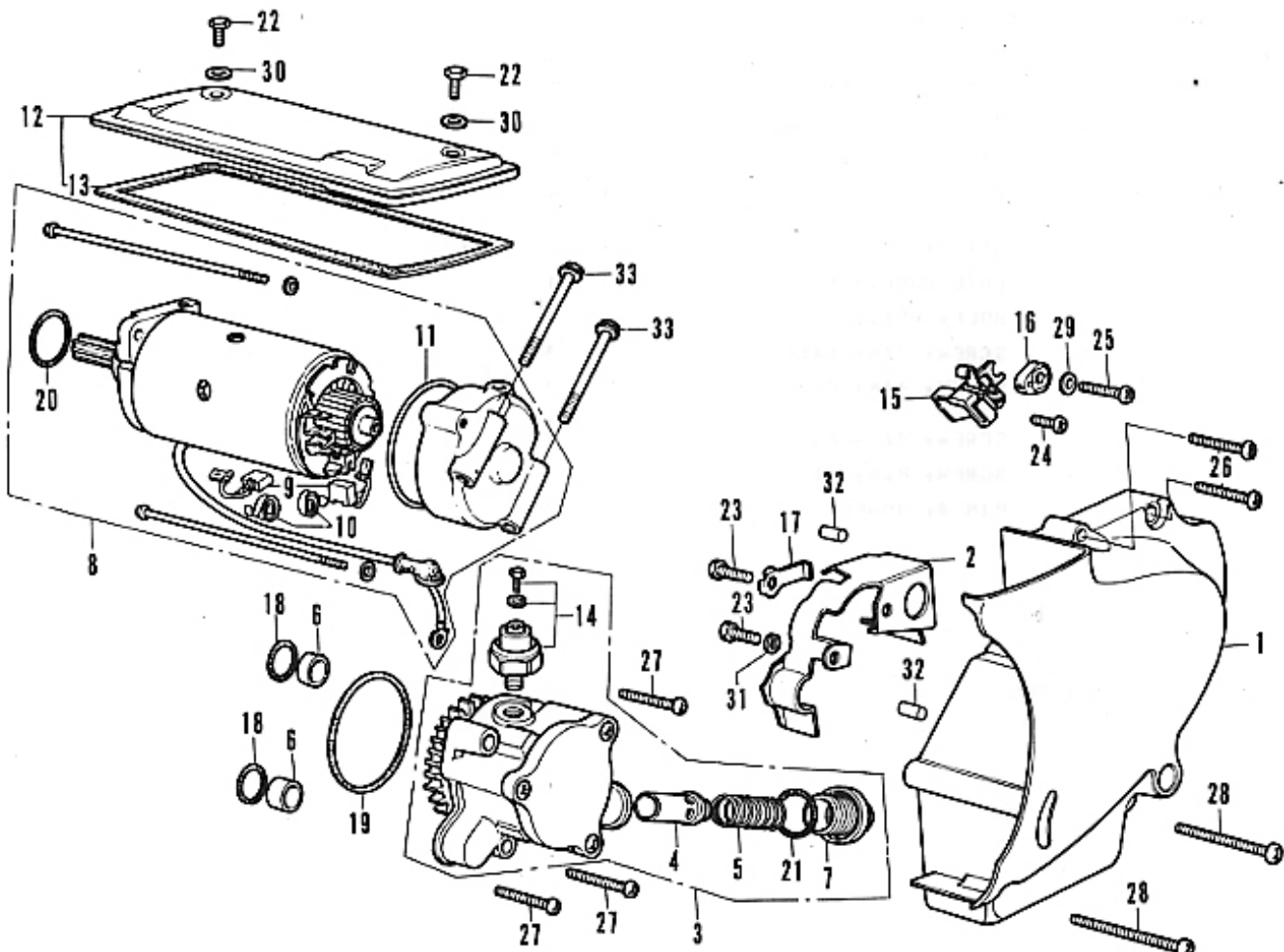


## E-8 Generator

Ref. No.	Part No.	Description	Reqd. No. C13550F	Serial No.	Area code
1	11631-323-000	COVER A; DYNAMO	1		
2	11632-323-003	COVER B; DYNAMO (UEHARA)	1		
3	11633-323-000	FIX; PUSH ON J TYPE	3		
4	11691-323-000	GASKET; DYNAMO COVER	1		
5	31101-323-005	ROTOR COMP. (HITACHI)	1		
6	31102-323-025	STATOR COMP. (HITACHI)	1		
7	31103-323-005	COIL COMP.; FIELD (HITACHI)	1		
8	90014-333-000	BOLT; HEX.; 10X32	1		
9	93500-06016	SCREW; PAN; 6X16	3		
10	93500-06028	SCREW; PAN; 6X28	3		
11	93500-06032	SCREW; PAN; 6X32	2		
12	93500-06065	SCREW; PAN; 6X65	2		
13	94301-08140	PIN A; DWEL; 8X14	2		



# E-9 Left Crankcase Cover • Starting Motor • Oil Pump



B390-9

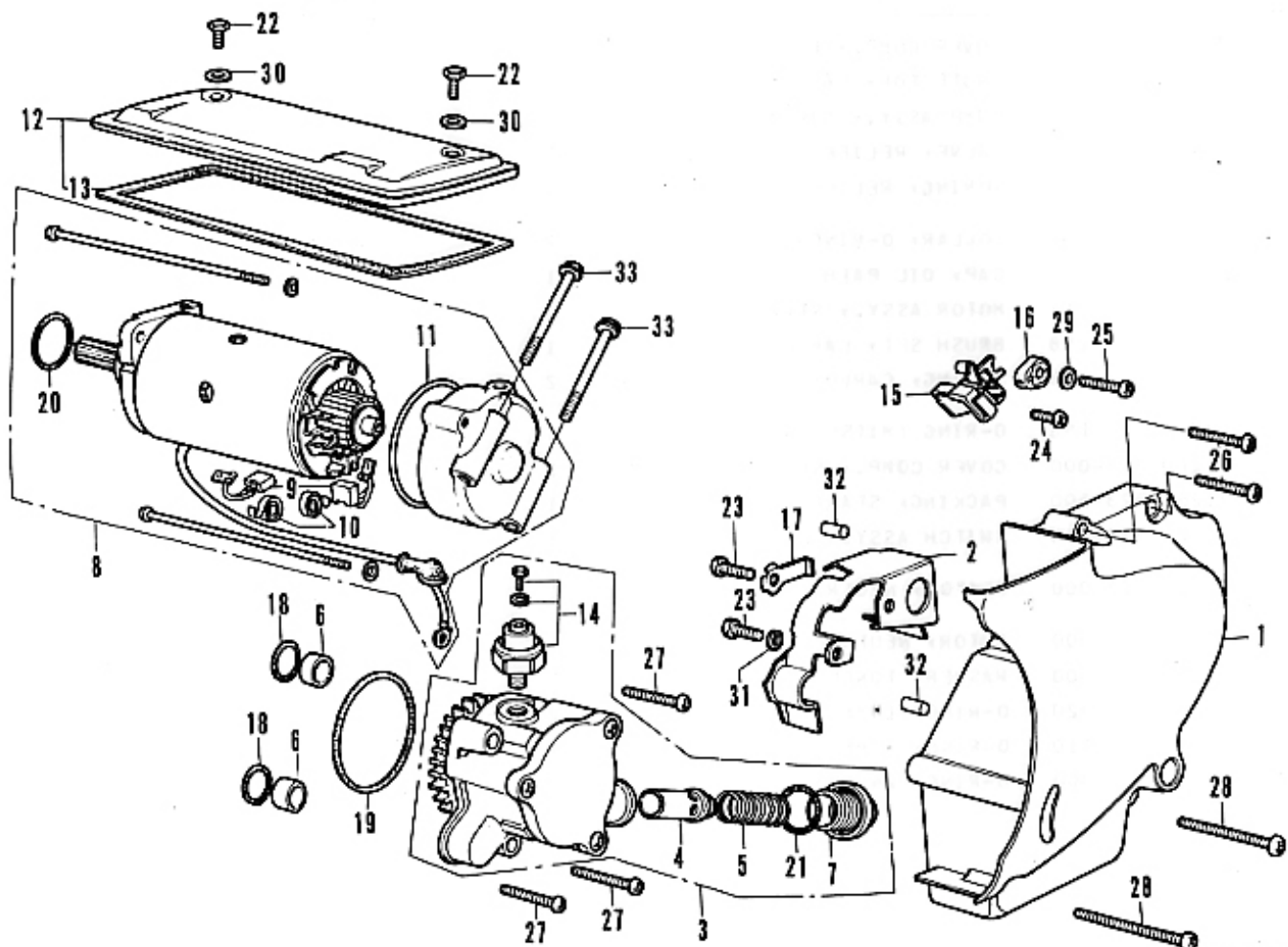


## E-9 Left Crankcase Cover • Starting Motor • Oil Pump

Ref. No.	Part No.	Description	Reqd. No. CB550F	Serial No.	Area code
1	11341-374-000	COVER COMP., LEFT CRANKCASE	1		
2	11353-363-000	PROTECTOR, CASE	1		
3	15100-390-003	PUMP ASSY., OIL (YAMADA)	1		
4	15140-300-010	VALVE, RELIEF	1		
5	15145-300-000	SPRING, RELIEF VALVE	1		
6	15155-323-000	COLLAR, O-RING	2		
7	15331-323-003	CAP, OIL PATH	1		
8	31200-323-013	MOTOR ASSY., STARTING	1		
9	31201-292-158	BRUSH SET, CARBON (MITSUBA)	1		
10	31204-292-158	SPRING, CARBON BRUSH (MITSUBA)	2		
11	31206-286-158	O-RING (MITSUBA)	1		
12	31280-323-000	COVER COMP., STARTING MOTOR	1		
13	31282-323-300	PACKING, STARTING MOTOR	1		
14	35500-333-014	SWITCH ASSY., OIL PRESSURE (NO)	1		
15	35752-323-000	STATOR, NEUTRAL SWITCH	1		
16	35753-323-000	ROTOR, NEUTRAL SWITCH	1		
17	90532-323-000	WASHER, TONGUED, 6MM	1		
18	91301-268-020	O-RING, 14MM	2		
19	91302-250-010	O-RING, 47MM	1		
20	91309-300-000	O-RING, 24.4X3.1	1		



# E-9 Left Crankcase Cover • Starting Motor • Oil Pump

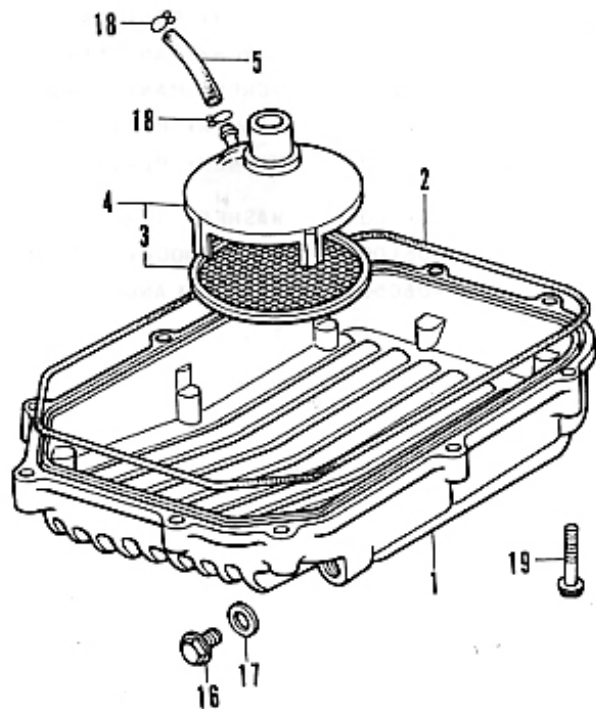
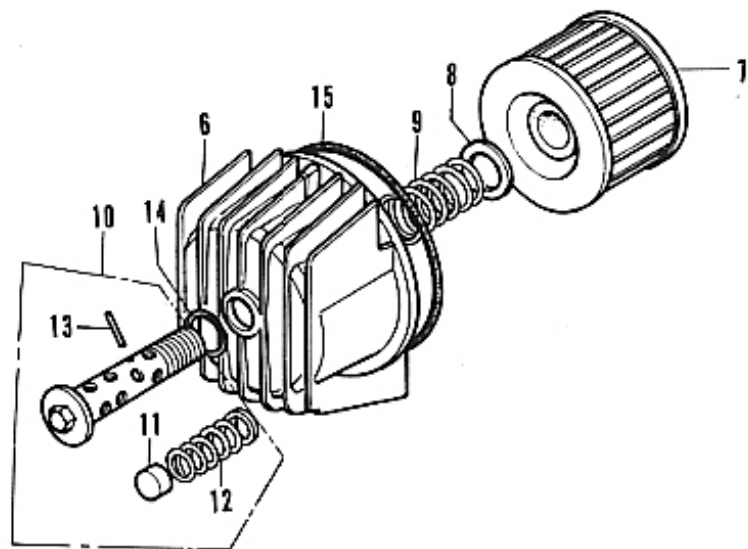


B390-9

## E-9 Left Crankcase Cover • Starting Motor • Oil Pump

Ref. No.	Part No.	Description	Reqd. No. CB550F	Serial No.	Area code
21	91315-044-000	O-RING, 19.4X2.8	1		
22	92000-06012-02	BOLT, HEX., 6X12	2		
23	92000-06016	BOLT, HEX., 6X16	2		
24	93500-06012	SCREW, PAN, 6X12	1		
25	93500-06020	SCREW, PAN, 6X20	1		
26	93500-06032	SCREW, PAN, 6X32	2		
27	93500-06035	SCREW, PAN, 6X35	3		
28	93500-06055	SCREW, PAN, 6X55	2		
29	94101-06000	WASHER, PLAIN, 6PM	1		
30	94101-06200	WASHER, PLAIN, 6PM	2		
31	94111-06000	WASHER, SPRING, 6MM	1		
32	94302-06100	PIN, KNOCK, 6X10B	2		
33	95700-06055	BOLT, FLANGE, 6X55	2		

# E-10 Oil Filter • Oil Pan



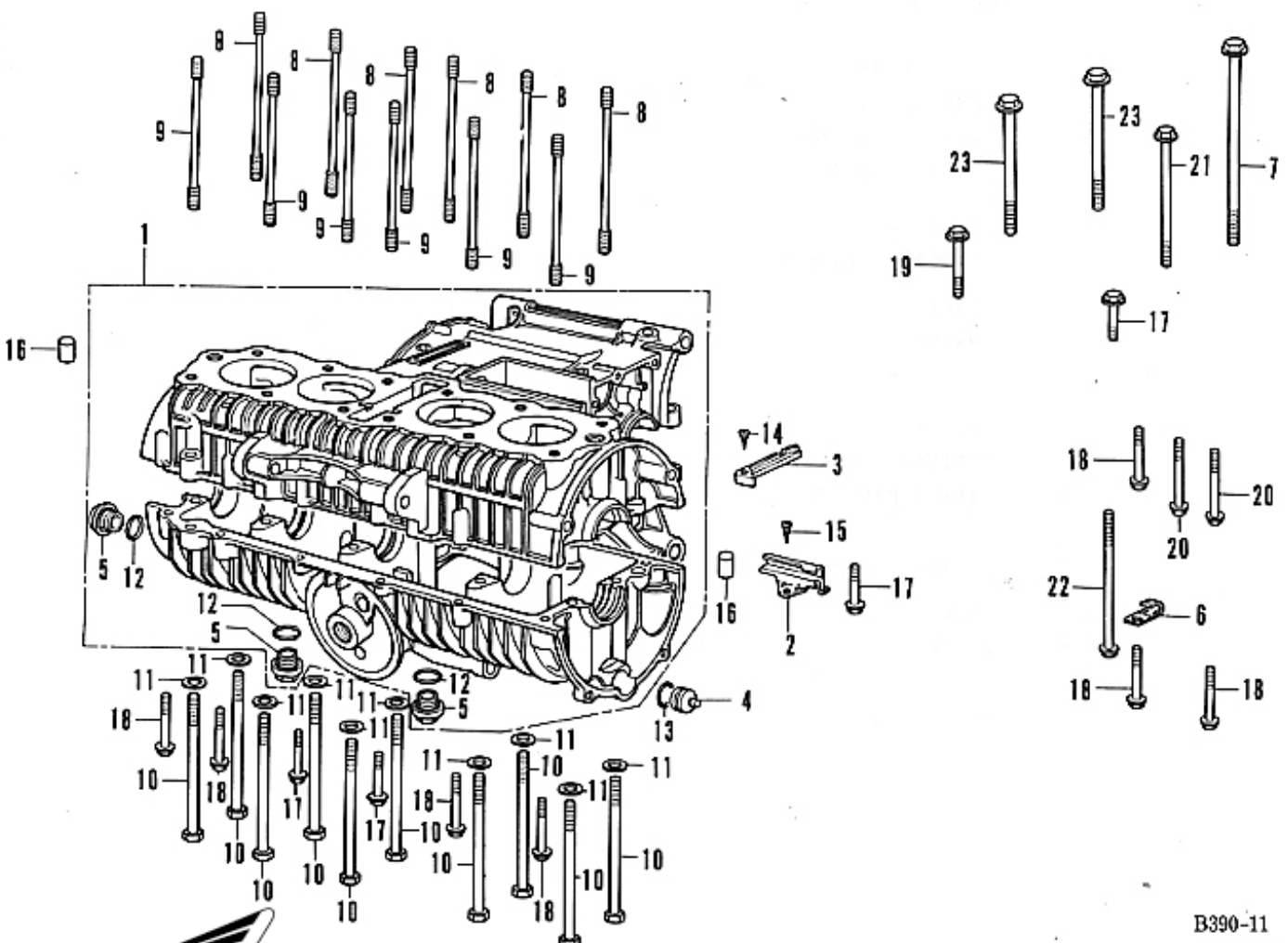
B390-10



## E-10 Oil Filter - Oil Pan

Ref. No.	Part No.	Description	Reqd. No. CB550F	Serial No.	Area code
1	11210-323-000	PAN, OIL	1		
2	11398-323-000	GASKET, OIL PAN	1		
3	15150-300-000	SCREEN, OIL STRAINER	1		
4	15150-374-000	STRAINER ASSY., OIL	1		
5	15154-374-000	PIPE, MISSION OIL	1		
6	15411-300-010	CASE, OIL FILTER	1		
7	15412-300-024	ELEMENT, OIL FILTER (TOKYO ROKI)	1		
8	15414-300-000	SEAT, OIL FILTER SPRING	1		
9	15415-300-000	SPRING, OIL FILTER ELEMENT SET	1		
10	15420-300-020	BOLT COMP., OIL FILTER CENTER	1		
11	15473-300-300	VALVE, CHECK	1		
12	15474-300-310	SPRING, CHECK VALVE	1		
13	15477-300-300	PIN, SPRING SET	1		
14	91302-028-000	O-RING, 15X2.5	1		
15	91316-300-005	O-RING, 89X4.5	1		
16	92800-12000	BOLT, DRAIN PLUG, 12MM	1		
17	94109-12000	WASHER, DRAIN PLUG, 12MM	1		
18	95002-70000	CLIP, TUBE, C11	2		
19	95700-06032	BOLT, FLANGE, 6X32	10		

# E-11 Crankcase



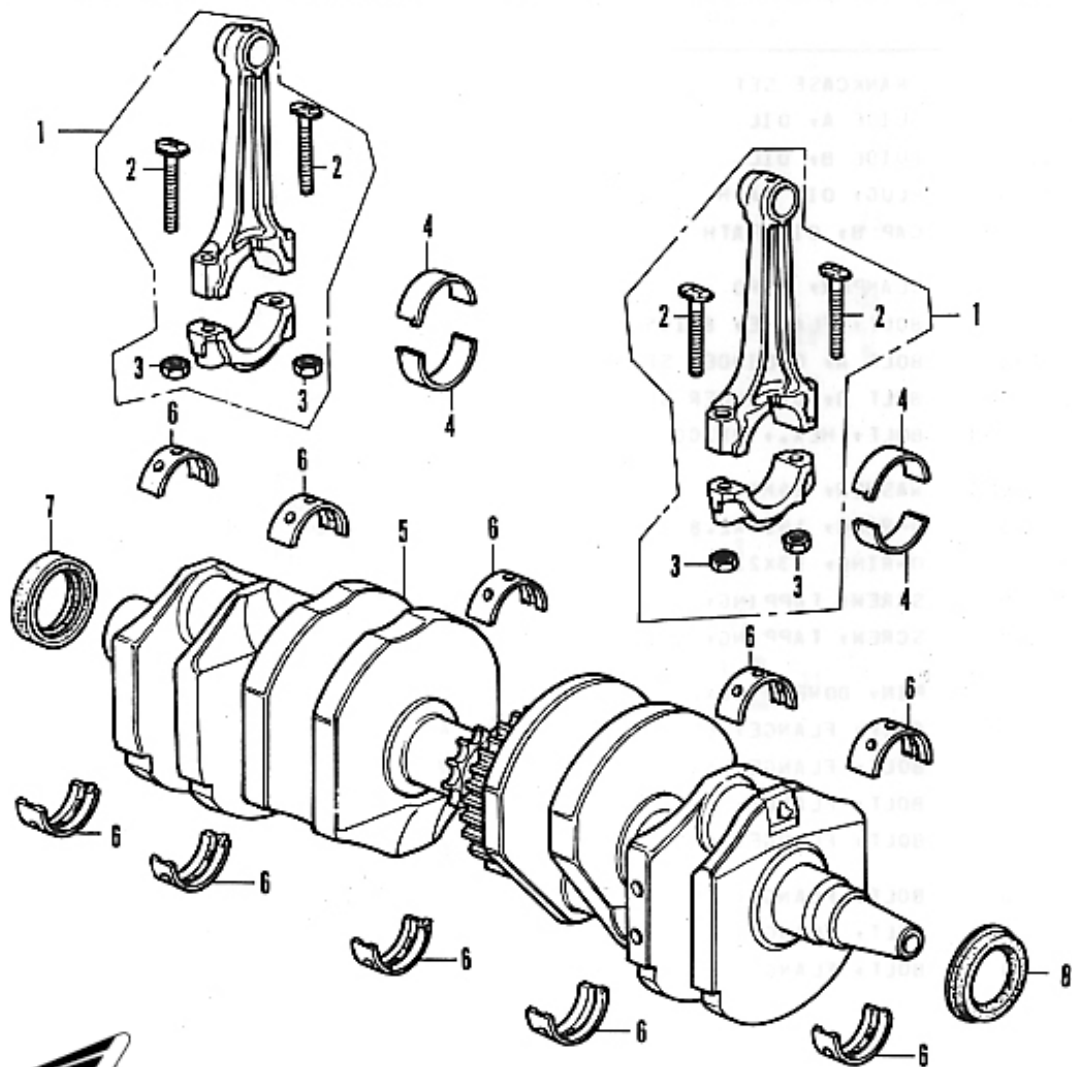
B390-11

## E-11 Crankcase

Ref. No.	Part No.	Description	Reqd. No. CB550F	Serial No.	Area code
1	11000-374-000	CRANKCASE SET	1		
2	11202-323-000	GUIDE A; OIL	1		
3	11203-323-010	GUIDE B; OIL	1		
4	11207-323-000	PLUG; OIL PATH	1		
5	15332-300-000	CAP B; OIL PATH	3		
6	32111-323-000	CLAMPER; CORD	1		
7	90011-323-000	BOLT; FLANGE; 8X145	1		
8	90033-323-000	BOLT A; CYLINDER STUD	6		
9	90034-323-000	BOLT B; CYLINDER STUD	6		
10	90084-323-000	BOLT; HEX.; 8X100	10		
11	90485-035-000	WASHER; 14MM	10		
12	91315-044-000	O-RING; 19.4X2.8	3		
13	91319-300-000	O-RING; 13X2.5	1		
14	93901-25310	SCREW; TAPPING; 5X16	1		
15	93901-26110	SCREW; TAPPING; 6X12	1		
16	94302-10160	PIN; DOWEL; 10X16	2		
17	95700-06032	BOLT; FLANGE; 6X32	4		
18	95700-06040	BOLT; FLANGE; 6X40	7		
19	95700-06050	BOLT; FLANGE; 6X50	1		
20	95700-06055	BOLT; FLANGE; 6X55	2		
21	95700-06100	BOLT; FLANGE; 6X100	1		
22	95700-06105	BOLT; FLANGE; 6X105	1		
23	95700-08100	BOLT; FLANGE; 8X100	2		



## E-12 Crankshaft



B390-12



## E-12 Crankshaft

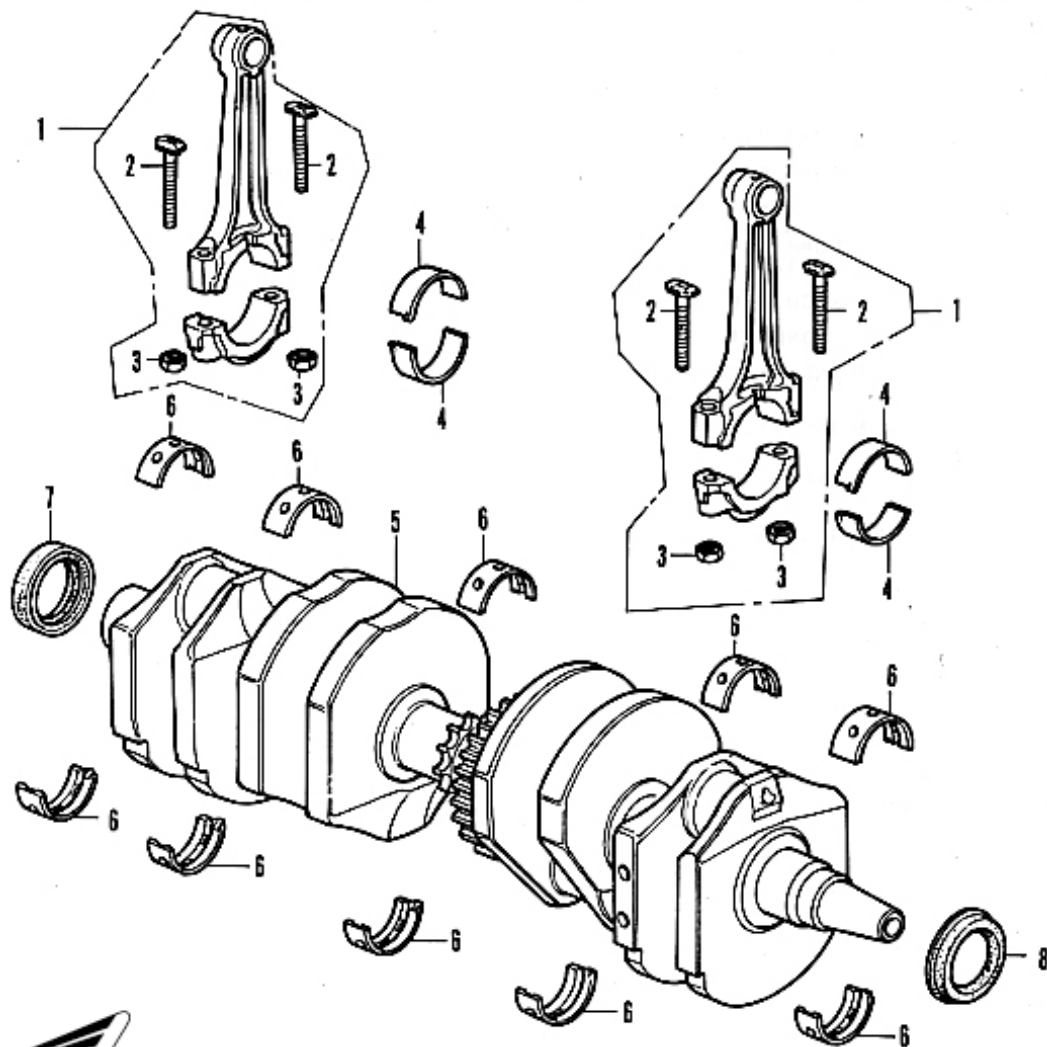
Ref. No.	Part No.	Description	Reqd. No. CB550F	Serial No.	Area code
1	13203-323-000	ROD COMP.C, CONNECTING (13204-323-000)	4		
	13204-323-000	ROD COMP.D, CONNECTING	4		
	13205-323-000	ROD COMP.E, CONNECTING	4		
	13206-323-000	ROD COMP.F, CONNECTING	4		
	13207-323-000	ROD COMP.G, CONNECTING (13206-323-000)	4		
2	13213-333-003	BOLT, CONNECTING ROD (TOKAI)	8		
3	13214-300-000	NUT, CONNECTING ROD	8		
4	13215-323-003	BEARING A, CONNECTING ROD (DAIDO)	8		
	13216-323-003	BEARING B, CONNECTING ROD (DAIDO)	8		
	13217-323-003	BEARING C, CONNECTING ROD (DAIDO)	8		
	13218-323-003	BEARING D, CONNECTING ROD (DAIDO)	8		

Selection table of connecting rod big end bearing

Crank pin allowance		A	35 $\phi$ +0.006 -0.004	B	35 $\phi$ -0.014 -0.004
		Bearing mark (color)	Clearance ( $\mu$ )	Bearing mark (color)	Clearance ( $\mu$ )
Connecting rod allowance	3	B (BROWN)	18-43	A (BLACK)	20-45
	2	C (GREEN)	19-44	B (BROWN)	21-46
	1	D (YELLOW)	20-45	C (GREEN)	22-47

5	13300-323-000	CRANKSHAFT COMP.	1
---	---------------	------------------	---

## E-12 Crankshaft



B390-12



## E-12 Crankshaft

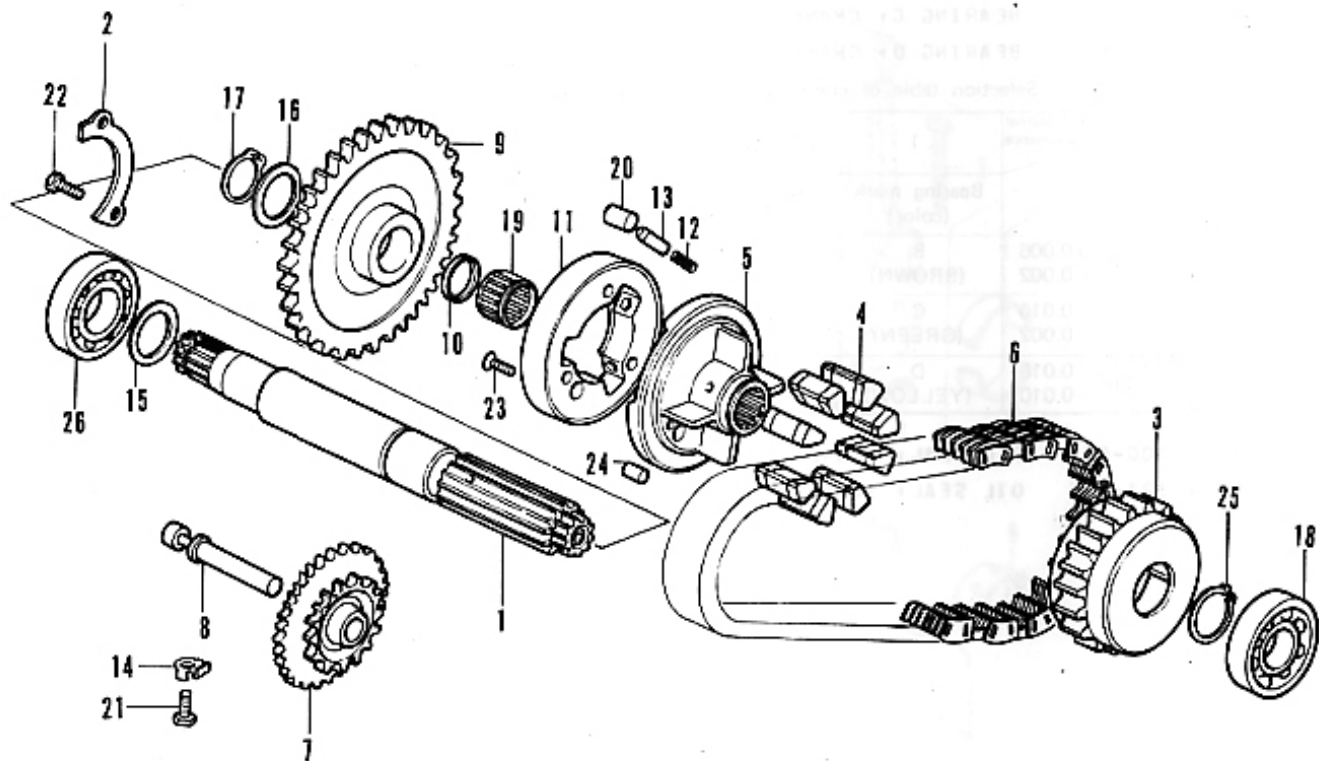
Ref. No.	Part No.	Description	Reqd. No. CB550F	Serial No.	Area code
6	13315-323-000	BEARING A; CRANKSHAFT	10		
	13316-323-000	BEARING B; CRANKSHAFT	10		
	13317-323-000	BEARING C; CRANKSHAFT	10		
	13319-323-000	BEARING D; CRANKSHAFT	10		

Selection table of crankshaft journal main bearing

Crankshaft journal allowance		1	$33^{\phi} \begin{matrix} +0 \\ -0.010 \end{matrix}$	2	$33^{\phi} \begin{matrix} -0.010 \\ -0.020 \end{matrix}$
Crankshaft allowance		Bearing mark (color)	Clearance ( $\mu$ )	Bearing mark (color)	Clearance ( $\mu$ )
C	$36^{\phi} \begin{matrix} +0.006 \\ -0.002 \end{matrix}$	B (BROWN)	20-48	A (BLACK)	22-48
B	$36^{\phi} \begin{matrix} -0.010 \\ -0.002 \end{matrix}$	C (GREEN)	20-48	B (BROWN)	22-48
A	$36^{\phi} \begin{matrix} -0.018 \\ -0.010 \end{matrix}$	D (YELLOW)	20-48	C (GREEN)	22-48

7	91201-300-003	OIL SEAL; 30X42X8	1
8	91201-323-005	OIL SEAL; 30X45X8	1

# E-13 Primary Shaft • Chain

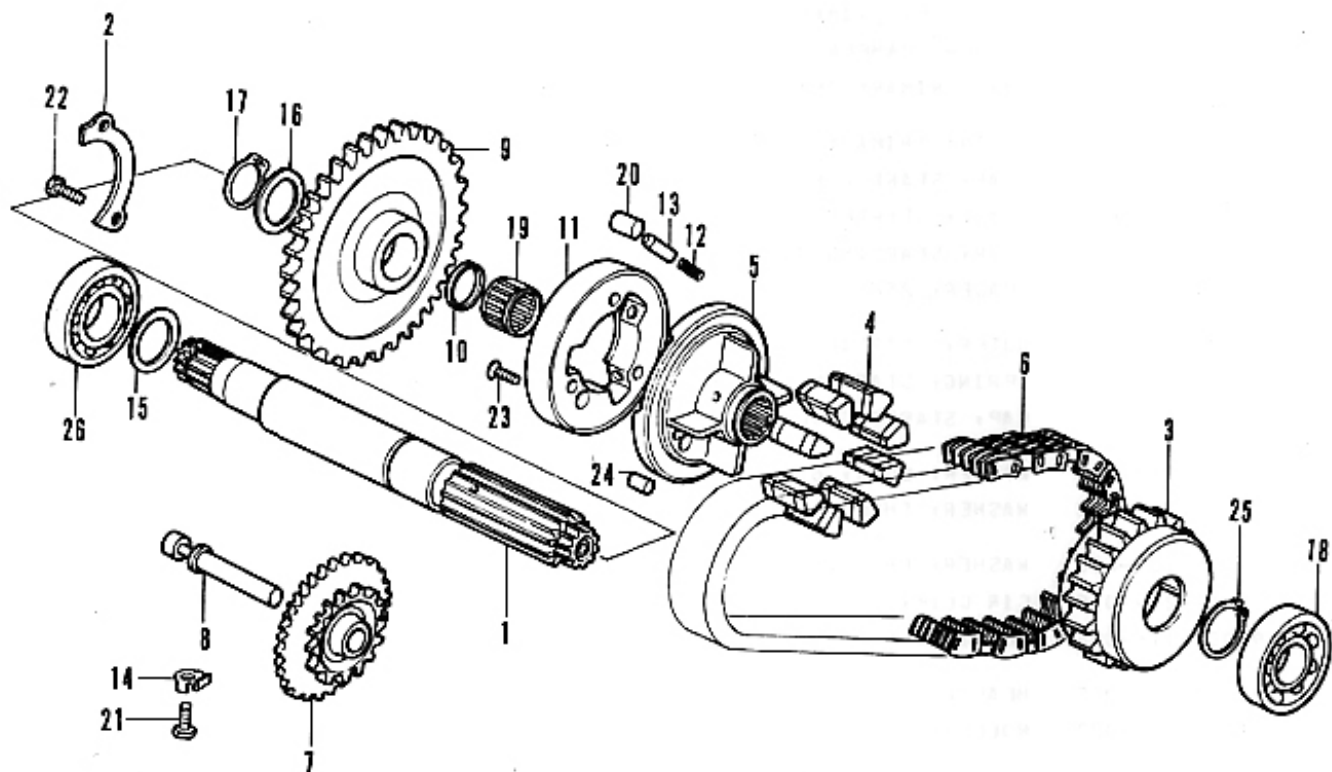


B390-13

## E-13 Primary Shaft - Chain

Ref. No.	Part No.	Description	Reqd. No. CB550F	Serial No.	Area code
1	23100-323-000	PRIMARY SHAFT COMP.,	1		
2	23102-323-000	PLATE, BEARING SET	1		
3	23111-323-010	SPROCKET, PRIMARY DRIVEN	1		
4	23114-323-000	RUBBER, DAMPER	8		
5	23121-323-010	HUB, PRIMARY DRIVE SPROCKET	1		
6	23131-323-003	CHAIN, PRIMARY DRIVE	1		
7	28101-323-000	GEAR, STARTER REDUCTION	1		
8	28106-323-000	SHAFT, STARTER REDUCTION GEAR	1		
9	28111-363-000	GEAR, STARTING CLUTCH	1		
10	28112-323-000	SPACER, 25MM	1		
11	28120-323-000	OUTER, STARTING CLUTCH	1		
12	28125-323-000	SPRING, STARTING CLUTCH ROLLER	3		
13	28126-323-000	CAP, STARTING CLUTCH ROLLER SPRING	3		
14	90433-283-000	WASHER, LOCK, 6MM	1		
15	90456-323-000	WASHER, THRUST, 22MM	1		
16	90555-700-000	WASHER, THRUST, 25MM	1		
17	90602-259-010	CIR CLIP, 25MM	1		
18	91001-116-008	BEARING, RADIAL BALL, 6322 (TOYO)	1		
19	91007-323-000	BEARING, NEEDLE, 25X29X17	1		
20	91101-259-000	ROLLER, 4X13	3		

## E-13 Primary Shaft • Chain



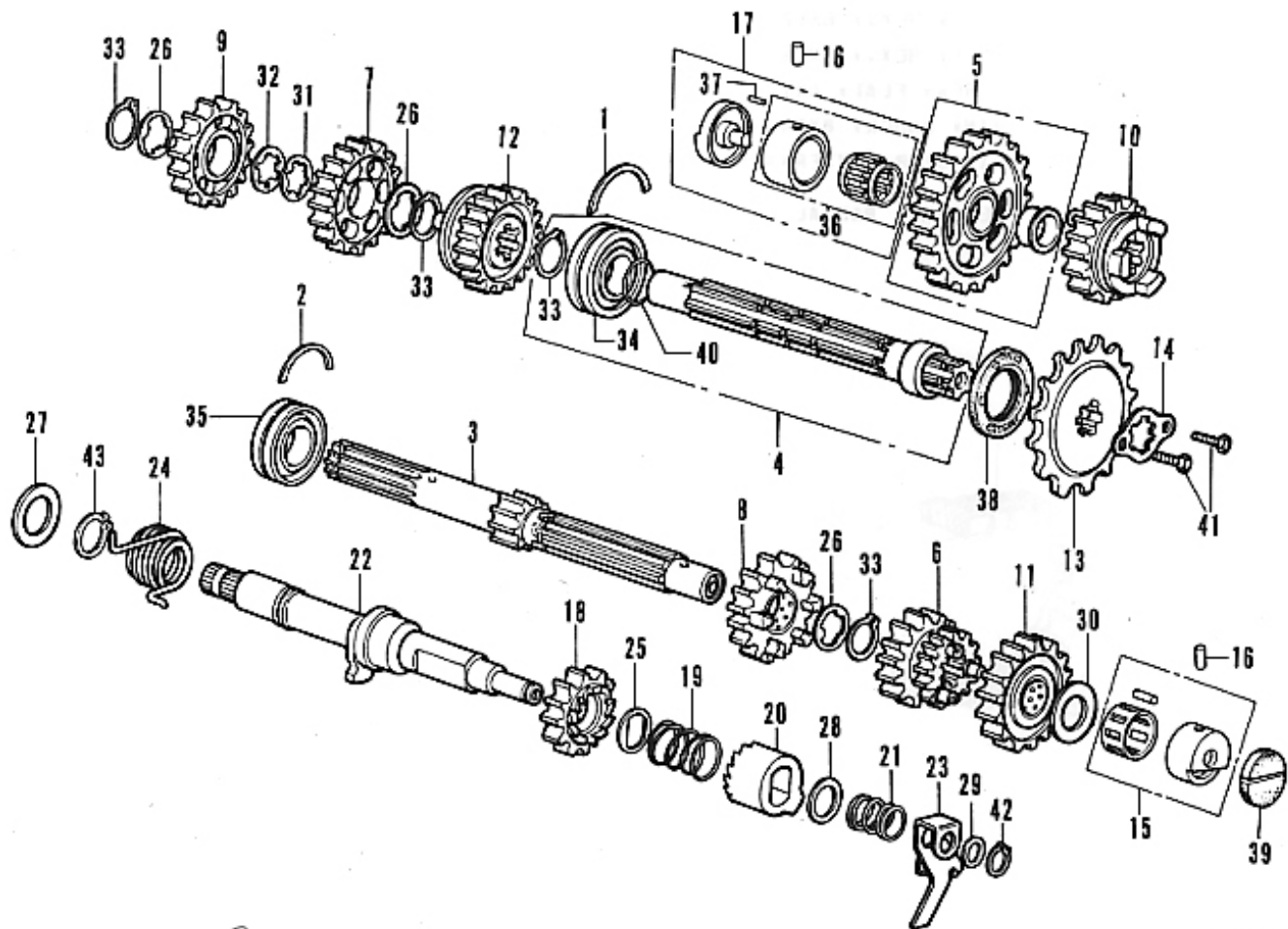
B390-13

### E-13 Primary Shaft - Chain

Ref. No.	Part No.	Description	Reqd. No. CB550F	Serial No.	Area code
21	92000-06012	BOLT, HEX., 6X12	1		
22	92000-06014	BOLT, HEX., 6X14	1		
23	93600-06018	SCREW, FLAT, 6X18	3		
24	94303-08140	PIN, KNOCK, 8X14	1		
25	94510-30000	CIR CLIP, EXTERNAL, 30MM	1		
26	96100-62050	BEARING, RADIAL BALL, 6205	1		



# E-14 Transmission



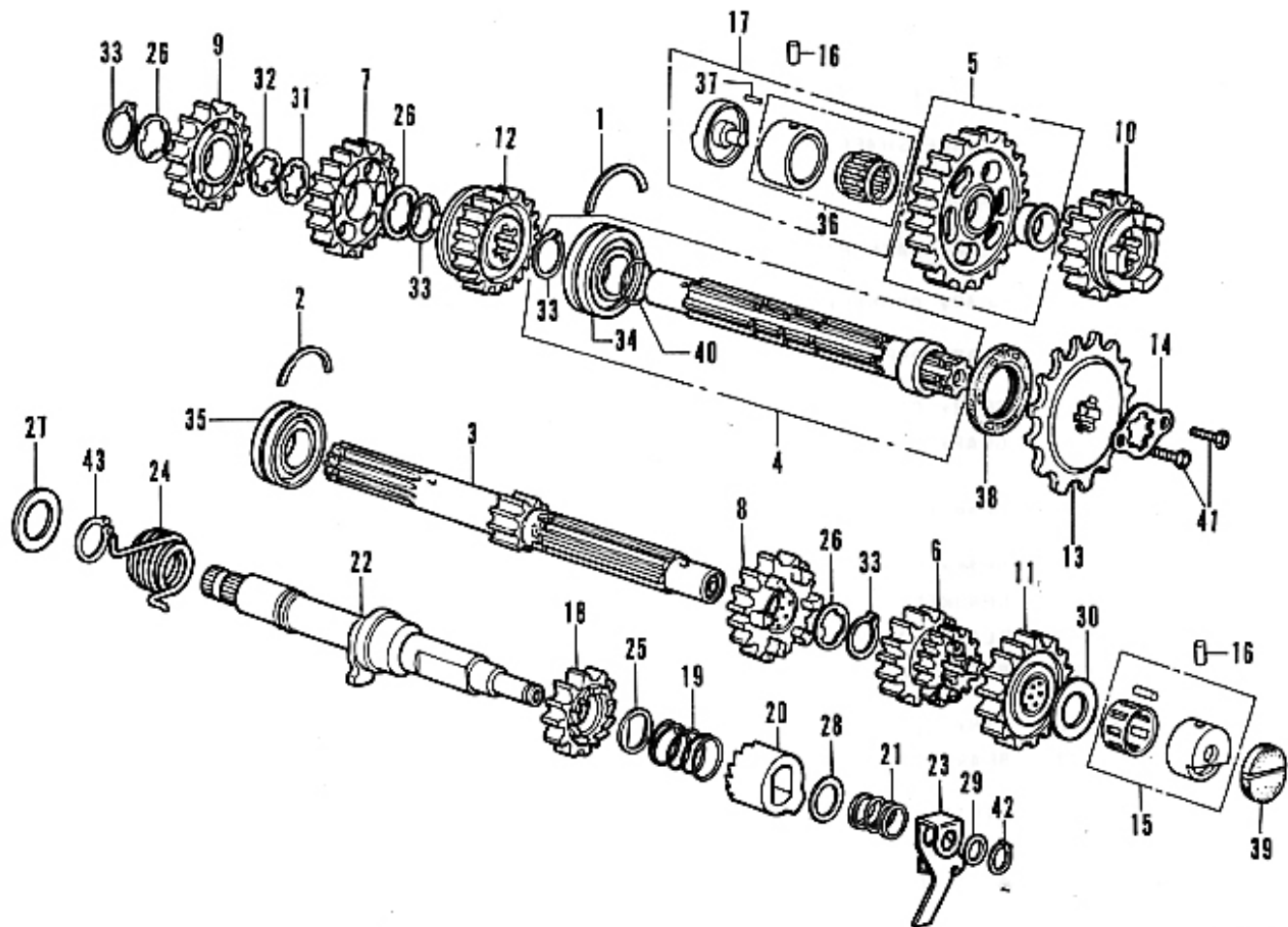
B390-14



## E-14 Transmission

Ref. No.	Part No.	Description	Reqd. No. CB550F	Serial No.	Area code
1	13491-283-000	RING, BEARING SET, 57MM	1		
2	13492-283-000	RING, BEARING SET, 52MM	1		
3	23210-374-000	MAINSHAFT COMP., TRANSMISSION (24T)	1		
4	23220-374-000	COUNTERSHAFT COMP., TRANSMISSION	1		
5	23420-374-000	GEAR, COUNTERSHAFT LOW (40T)	1		
6	23431-374-000	GEAR, MAINSHAFT SECOND THIRD (22T, 26T)	1		
7	23441-286-020	GEAR, COUNTER SHAFT SECOND (36T)	1		
8	23450-390-000	GEAR COMP., MAINSHAFT FOURTH (28T)	1		
9	23461-286-030	GEAR, COUNTERSHAFT THIRD (33T)	1		
10	23471-286-010	GEAR, COUNTERSHAFT FOURTH (29T)	1		
11	23480-390-000	GEAR COMP., MAINSHAFT TOP (30T)	1		
12	23491-374-000	GEAR, COUNTERSHAFT TOP (27T)	1		
13	23801-300-010	SPROCKET, DRIVE (17T)	1		
14	23811-292-000	PLATE, DRIVE SPROCKET FIXING	1		
15	23931-323-004	BEARING, NEEDLE, 20MM (KOYO)	1		
16	24261-283-000	PIN, GEAR SHIFT FORK GUIDE	2		
17	25100-374-003	BEARING COMP., OIL PUMP (YAMADA)	1		
18	28211-323-000	PINION, KICK STARTER	1		
19	28215-216-000	SPRING, STARTER PINION SET	1		
20	2#221-310-010	RATCHET, KICK STARTER	1		

# E-14 Transmission

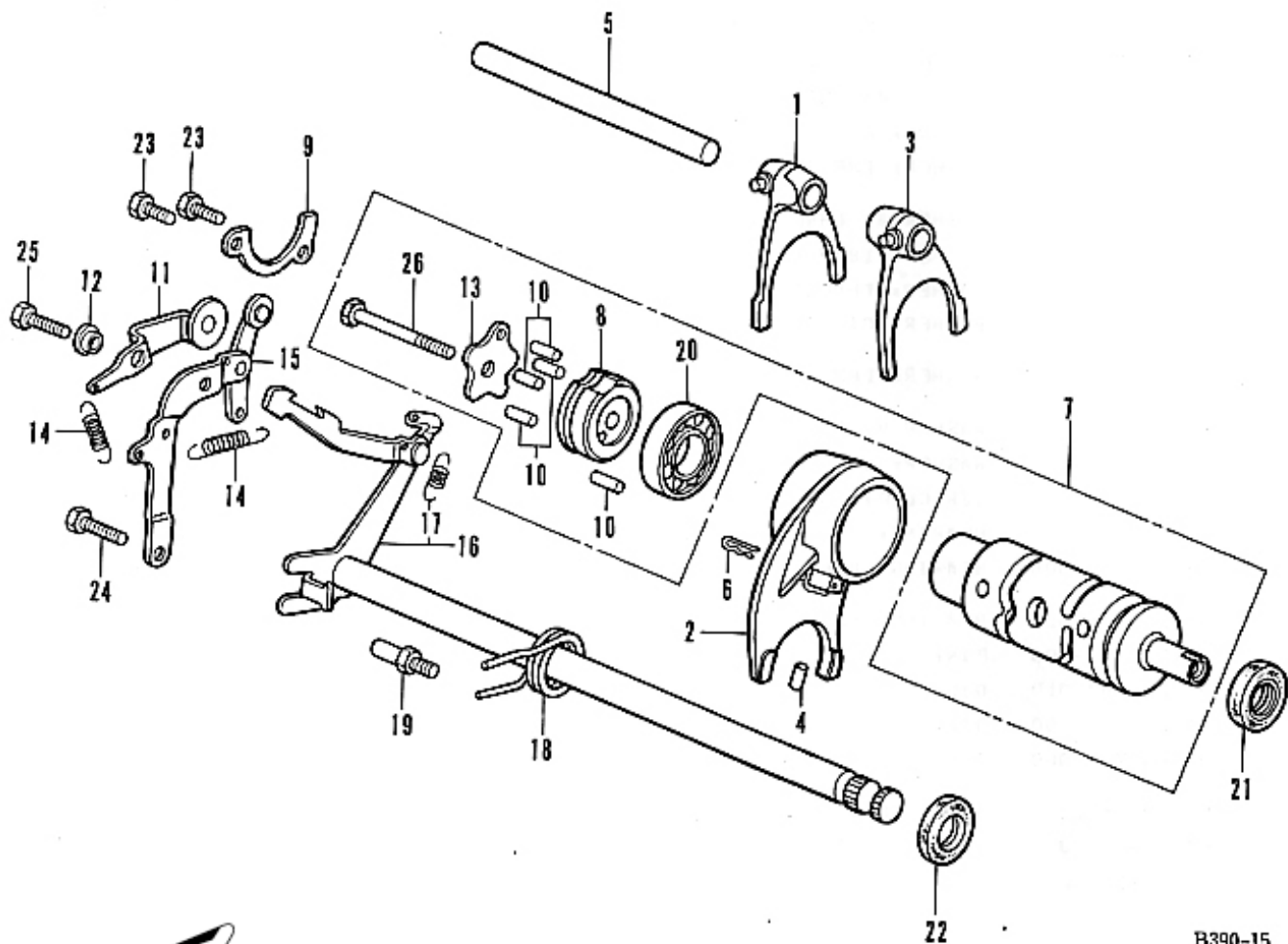


B390-14

## E-14 Transmission

Ref. No.	Part No.	Description	Reqd. No. CBS50F	Serial No.	Area code
21	28223-216-000	SPRING, KICK STARTER RATCHET	1		
22	28251-323-000	SPINDLE, KICK STARTER	1		
23	28258-310-010	PLATE, RATCHET GUIDE	1		
24	28261-323-000	SPRING, KICK STARTER	1		
25	90451-216-000	WASHER, THRUST, 20MM	1		
26	90451-286-000	WASHER A, THRUST, 25MM	3		
27	90453-286-003	WASHER, 18MM (KOYO)	1		
28	90454-200-000	WASHER, THRUST, 15MM	1		
29	90457-500-000	WASHER, CAM CHAIN GUIDE ROLLER THRUST	1		
30	90458-292-000	WASHER, THRUST, 20MM	1		
31	90461-286-000	WASHER B, THRUST, 25MM	1		
32	90462-323-000	WASHER, LOCK, 25PM	1		
33	90602-259-010	CIR CLIP, 25MM	4		
34	91002-283-003	BEARING, SPECIAL BALL, 5205	1		
35	91002-286-008	BEARING, BALL, 5205HS (TOYO)	1		
36	91022-374-003	BEARING, NEEDLE, 20MM (TOYO)	1		
37	91103-374-003	PIN, OIL PUMP KNOCK (YAMADA)	1		
38	91205-283-010	OIL SEAL, 33X57X7	1		
39	91207-374-000	OIL SEAL, 34X9	1		
40	91306-703-000	O-RING, 24.5MM	1		
41	92000-06012	BOLT, HEX., 6X12	2		
42	94510-12000	CIR CLIP, EXTERNAL, 12MM	1		
43	94510-18000	CIR CLIP, EXTERNAL, 18MM	1		

# E-15 Shift Drum

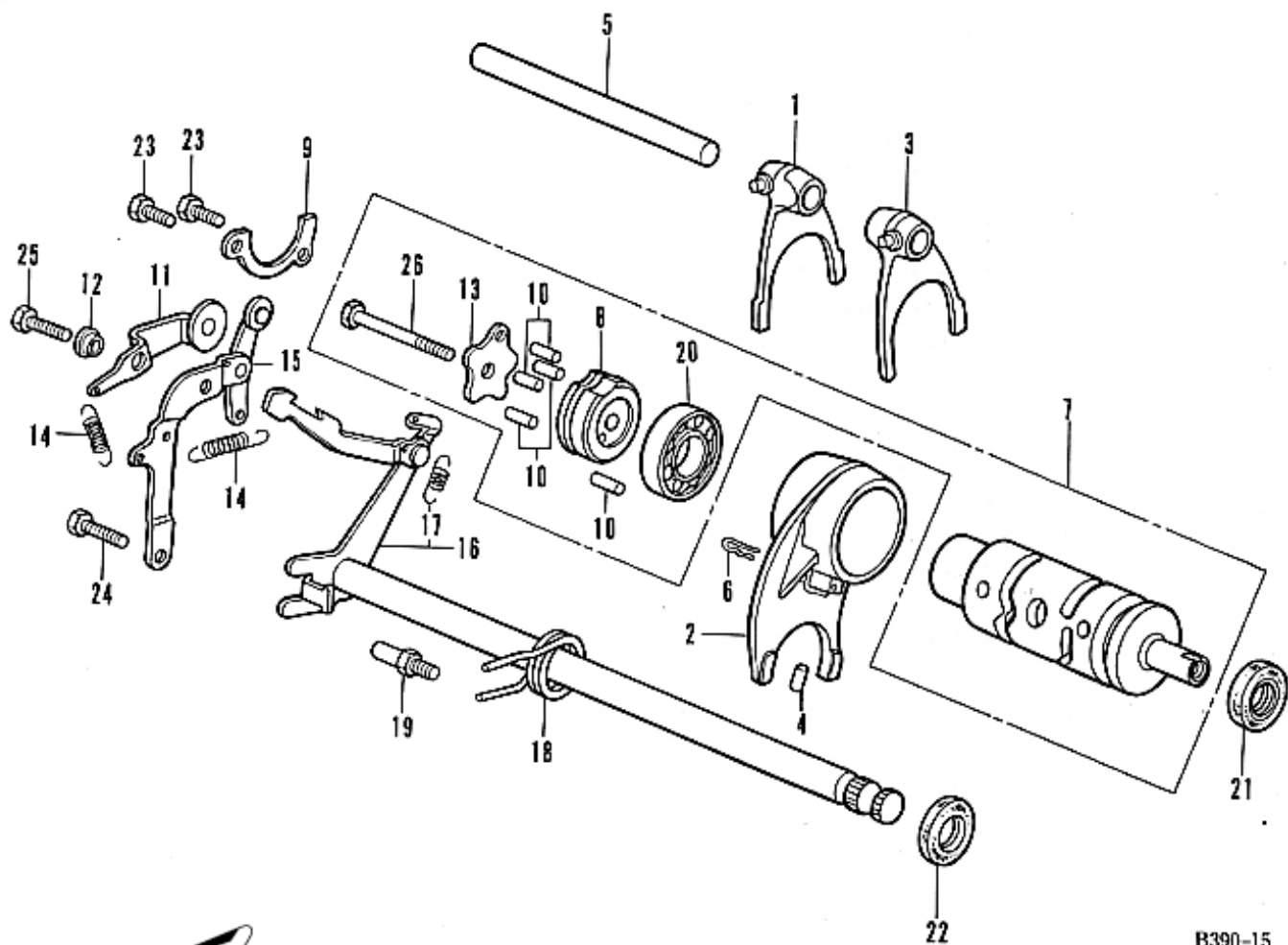


B390-15

## E-15 Shift Drum

Ref. No.	Part No.	Description	Reqd. No. CB550F	Serial No.	Area code
1	24211-374-000	FORK, RIGHT GEAR SHIFT	1		
2	24212-390-000	FORK, CENTER GEAR SHIFT	1		
3	24213-374-000	FORK, LEFT GEAR SHIFT	1		
4	24261-283-000	PIN, GEAR SHIFT FORK GUIDE	1		
5	24261-374-000	SHAFT, GEAR SHIFT FORK	1		
6	24263-286-000	CLIP, GEAR SHIFT FORK GUIDE PIN	1		
7	24300-374-000	DRUM ASSY., GEAR SHIFT	1		
8	24302-374-000	CENTER, DRUM GEAR SHIFT	1		
9	24305-374-000	PLATE, BEARING SET	1		
10	24421-230-000	PIN, GEAR SHIFT DRUM	5		
11	24430-390-000	STOPPER COMP., SHIFT DRUM	1		
12	24433-323-010	COLLAR, SHIFT DRUM STOPPER	1		
13	24434-286-020	PLATE, DRUM STOPPER CAM	1		
14	24435-323-020	SPRING, SHIFT DRUM STOPPER	2		
15	24440-390-000	STOPPER COMP., SHIFT DRUM NEUTRAL	1		
16	24610-374-000	SPINDLE COMP., GEAR SHIFT	1		
17	24641-292-000	SPRING, GEAR SHIFT ARM	1		
18	24651-286-000	SPRING, GEAR SHIFT RETURN	1		
19	9C015-286-000	PIN, RETURN SPRING	1		
20	91008-374-003	BEARING, BALL, 16005 (TOYO)	1		

# E-15 Shift Drum



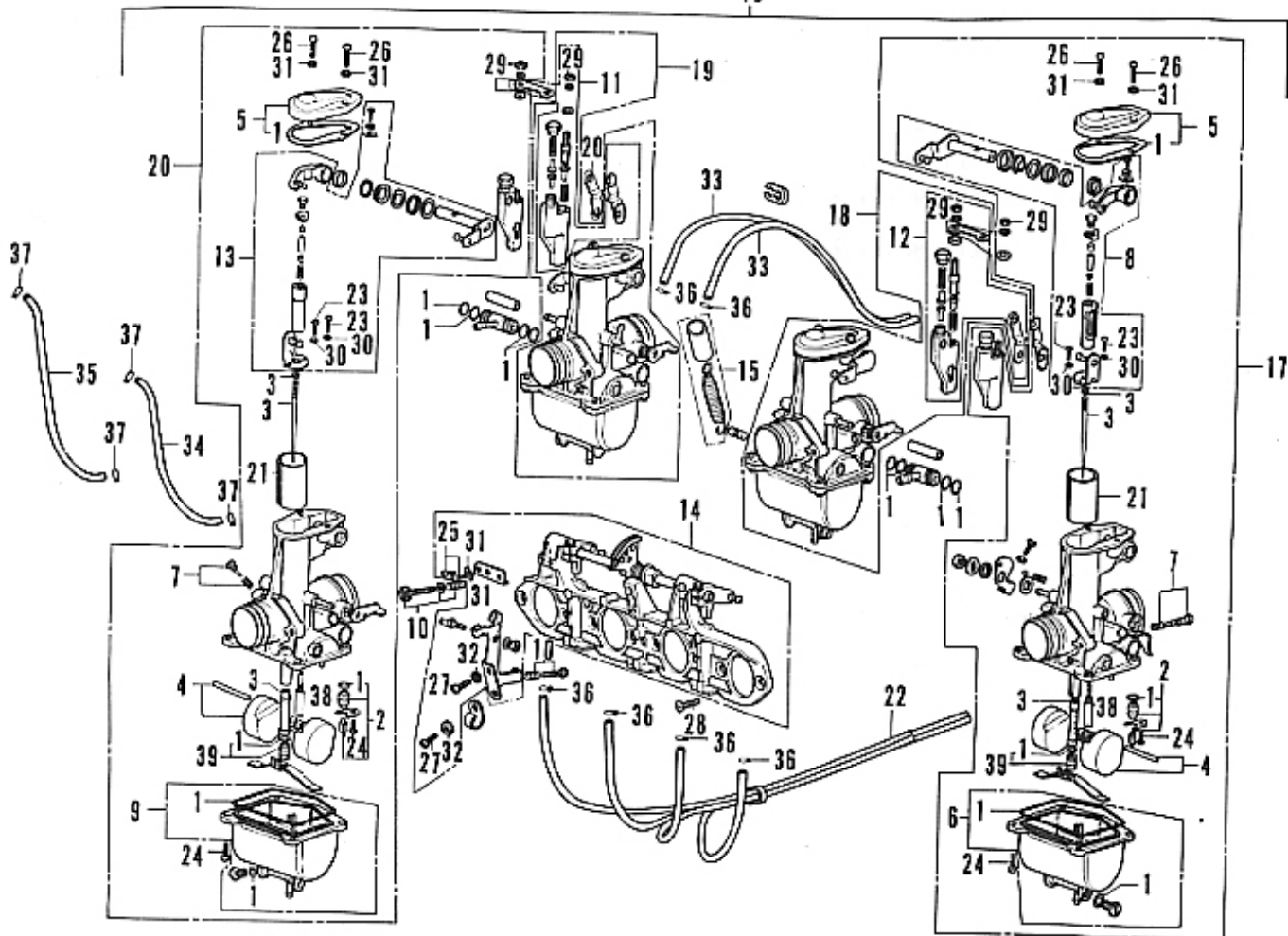
B390-15

**E-15 Shift Drum**

Ref. No.	Part No.	Description	Reqd. No. CB550F	Serial No.	Area code
21	91201-292-003	OIL SEAL, 12X25X4.5	1		
22	91202-216-000	OIL SEAL, SB TYPE, 14X24X5	1		
23	92000-06014	BOLT, HEX., 6X14	2		
24	92000-06020	BOLT, HEX., 6X20	1		
25	92020-06020	BOLT, HEX., 6X20	1		
26	92200-06032	BOLT, HEX., 6X32	1		

# E-16 Carburetor (KEIHIN)

16



B390-16

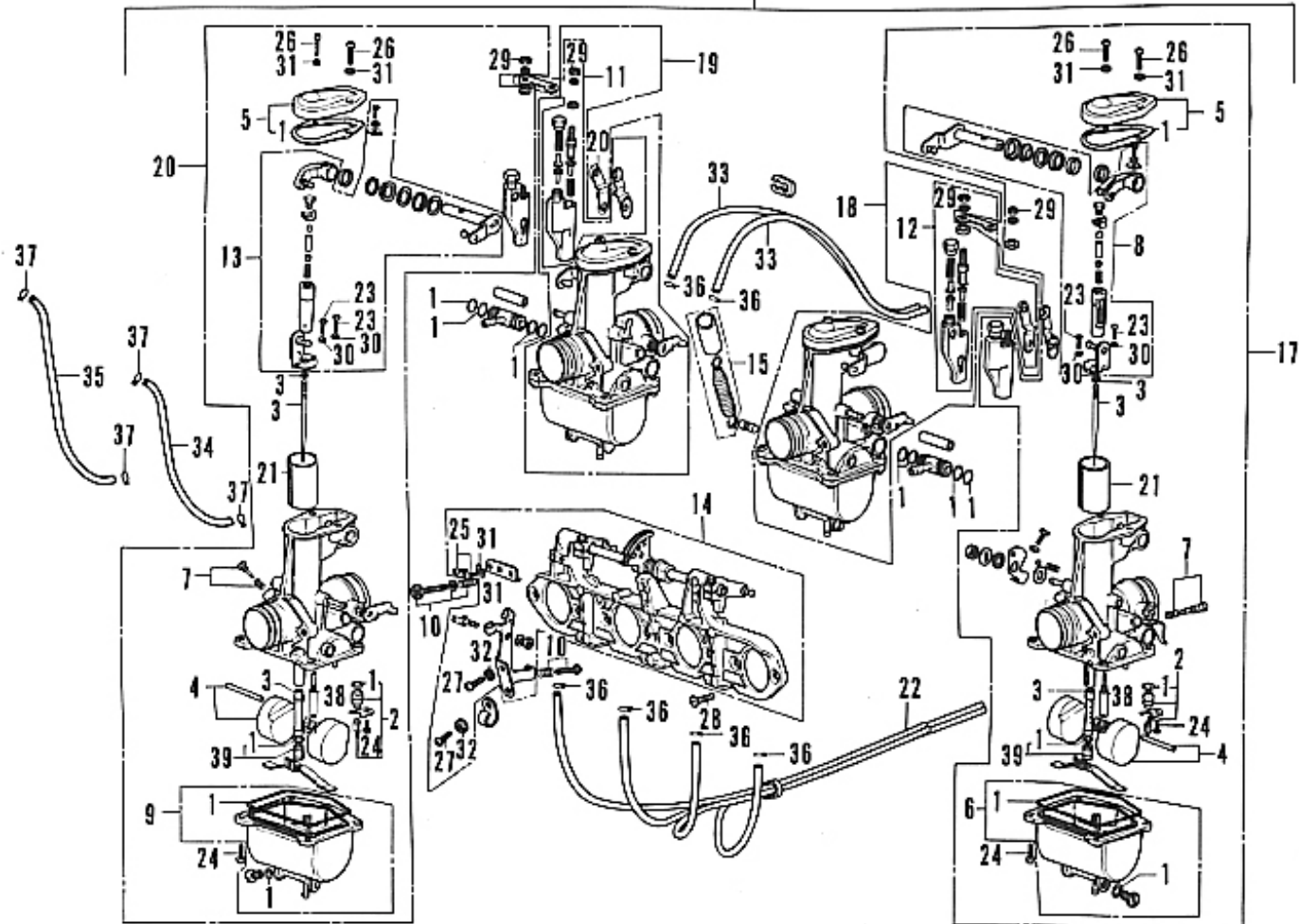


## E-16 Carburetor (KEIHIN)

Ref. No.	Part No.	Description	Reqd. No. CB550F	Serial No.	Area code
1	16010-323-004	GASKET SET	4		
2	16011-329-004	VALVE SET, FLOAT	4		
3	16012-390-004	NEEDLE SET, JET	4		
4	16013-329-004	FLOAT SET	4		
5	16014-323-004	TOP SET	4		
6	16015-323-004	CHAMBER SET A, FLOAT	2		
7	16016-390-004	SCREW SET, A	4		
8	16018-323-004	ARM SET, LINK	2		
9	16023-323-004	CHAMBER SET B, FLOAT	2		
10	16028-323-004	SCREW SET B	1		
11	16029-323-004	HOLDER SET A, ADJUST	2		
12	16030-323-004	HOLDER SET B, ADJUST	2		
13	16031-323-004	ARM SET B, LINK	2		
14	16035-390-004	PLATE SET, STAY	1		
15	16036-323-004	TUBE SET, PROTECT	1		
16	16100-390-004	CARBURETOR ASSY.	1		
17	16101-390-004	CARBURETOR ASSY. 1	1		
18	16102-390-004	CARBURETOR ASSY. 2	1		
19	16103-390-004	CARBURETOR ASSY. 3	1		
20	16104-390-004	CARBURETOR ASSY. 4	1		
21	16111-323-004	VALVE, THROTTLE	4		
22	16290-323-000	TUBE ASSY., OVER FLOW	1		
23	93500-03010-0A	SCREW, PAN, 3X10	8		
24	93500-04010-0A	SCREW, PAN, 4X10	20		
25	93500-05012-0A	SCREW, PAN, 5X12	2		

# E-16 Carburetor (KEIHIN)

16



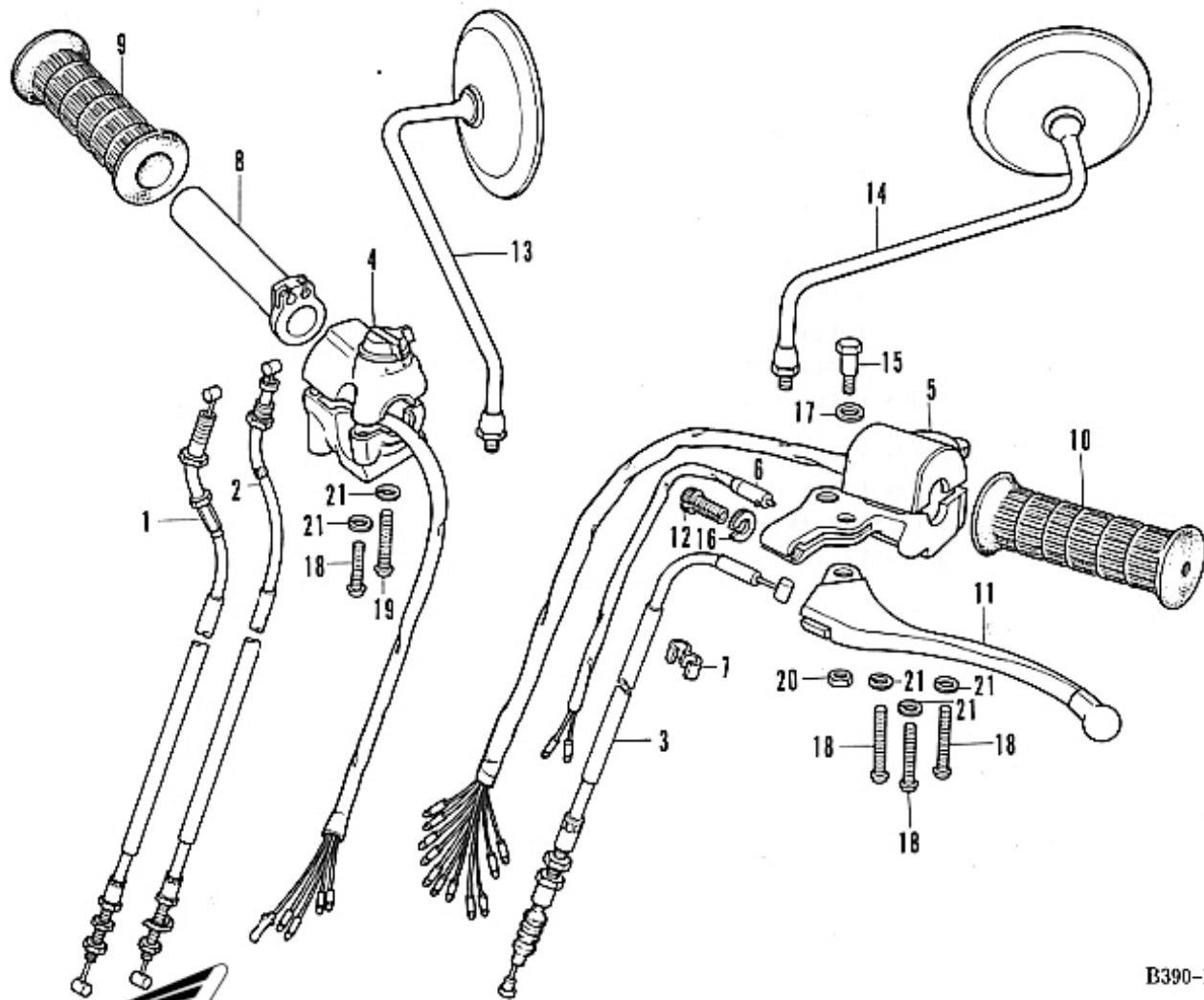
B390-16

## E-16 Carburetor (KEIHIN)

Ref. No.	Part No.	Description	Reqd. No. CB550F	Serial No.	Area code
26	93500-05016-0A	SCREW, PAN, 5X16	8		
27	93500-06012	SCREW, PAN, 6X12	2		
28	93600-06016	SCREW, FLAT, 6X16	8		
29	94001-05000-0S	NUT, HEX., 5MM	4		
30	94111-03000	WASHER, SPRING, 3MM	8		
31	94111-05000	WASHER, SPRING, 5MM	10		
32	94111-06000	WASHER, SPRING, 6MM	2		
33	95001-35330-40	TUBE, FUEL, 3.5X330	2		
34	95001-55170-40	TUBE, FUEL, 5.5X170	1		
35	95001-55280-40	TUBE, FUEL, 5.5X280	1		
36	95002-02070	CLIP, TUBE, B7	6		
37	95002-02100	CLIP, TUBE, B10	4		
38	99124-076-0380	JET, SLOW (#38)	4		
39	99202-601-0980	JET SET, SECONDARY MAIN (#98)	4		



F-1 Handle Switch • Lever • Cable

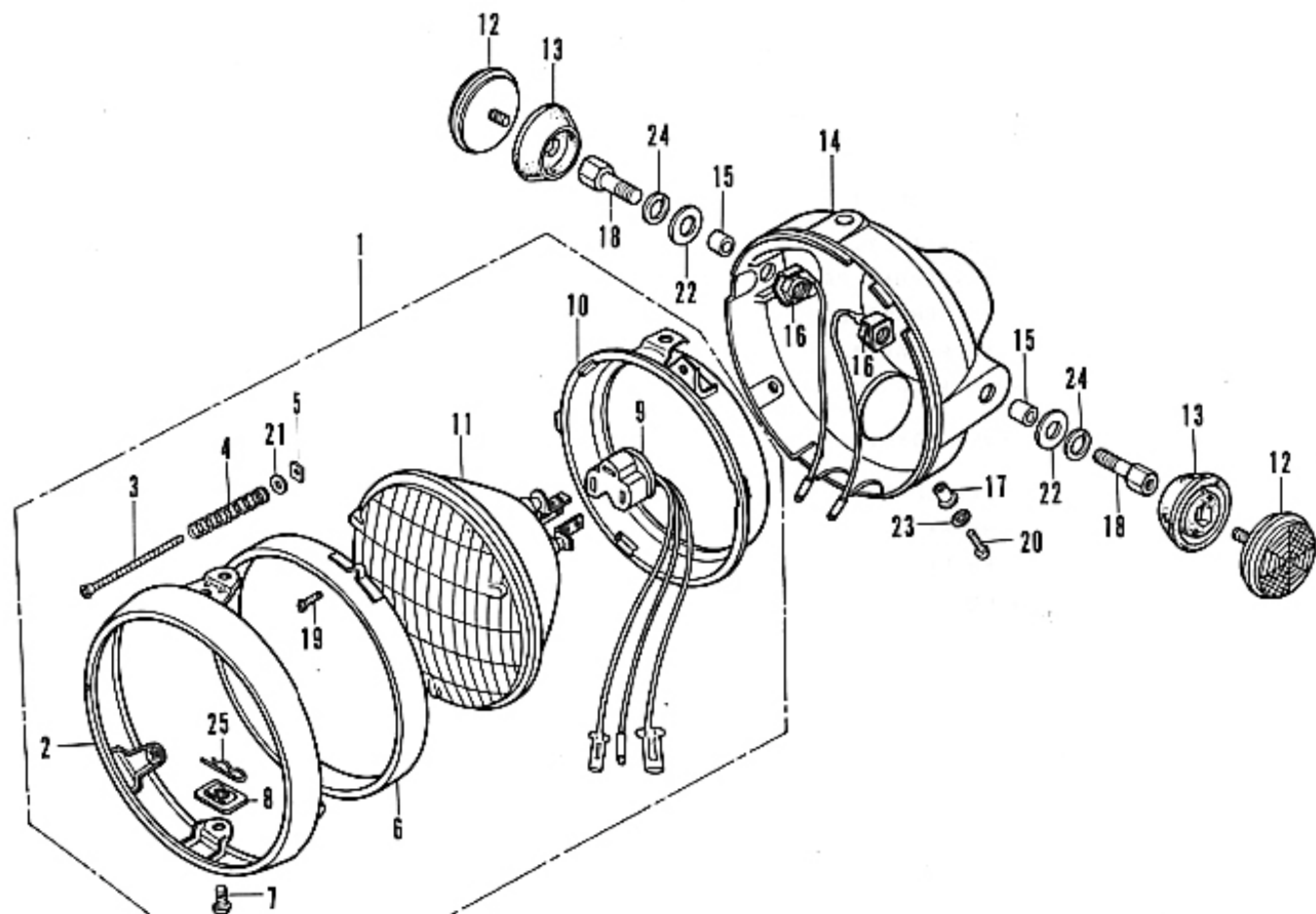


B390-17

### F-1 Handle Switch - Lever - Cable

Ref. No.	Part No.	Description	Reqd. No. CB550F	Serial No.	Area code
1	17910-300-040	CABLE COMP. A; THROTTLE	1		
2	17920-323-000	CABLE COMP. B; THROTTLE	1		
3	22870-374-000	CABLE COMP.; CLUTCH	1		
4	35130-377-670	SWITCH ASSY.; STARTER KILL	1		
5	35200-390-671	SWITCH ASSY.; TURN SIGNAL	1		
6	35360-341-000	SWITCH ASSY.; CLUTCH LEVER	1		
7	45465-341-700	CLIP; FRONT BRAKE CABLE	1		
8	53141-300-010	PIPE; THROTTLE GRIP	1		
9	53165-342-670	RUBBER; GRIP RIGHT	1		
10	53166-342-670	RUBBER; GRIP LEFT	1		
11	53190-369-700	LEVER COMP.; LEFT STEERING HANDLE	1		
12	53192-268-000	BOLT; CLUTCH WIRE ADJUSTING	1		
13	88100-333-004	MIRROR; RIGHT REAR VIEW	1		
14	88120-333-004	MIRROR; LEFT REAR VIEW	1		
15	9C114-268-020	BOLT; HANDLE LEVER PIVOT	1		
16	9C321-292-000	NUT; FIXING	1		
17	9C501-310-000	WASHER; 7X12	1		
18	93500-05025-0A	SCREW; PAN. 5X25	4		
19	93500-05032-0A	SCREW; PAN; 5X32	1		
20	94001-06000	NUT; HEX.; 6MM	1		
21	94111-05000	WASHER; SPRING; 5MM	5		

## F-2 Head Light

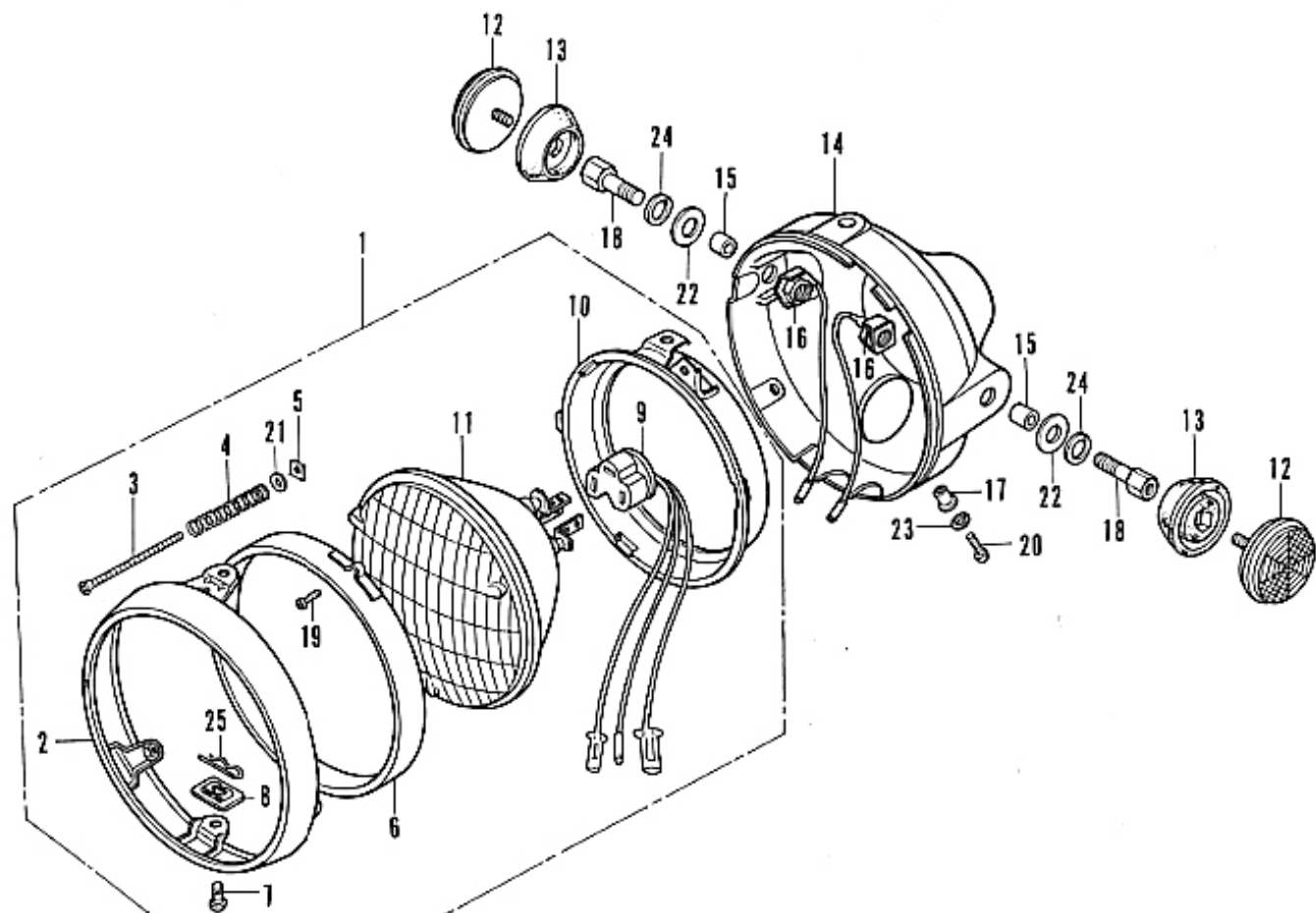


B390-18

## F-2 Head Light

Ref. No.	Part No.	Description	Reqd. No. CH550F	Serial No.	Area code
1	33100-341-701	LIGHT ASSY., HEAD (12V,50/40W)	1		
2	33101-300-673	RIM, HEAD LIGHT	1		
3	33103-300-003	SCREW, HEAD LIGHT BEAM ADJUSTING	1		
4	33107-300-003	SPRING, HEAD LIGHT BEAM ADJUSTING	1		
5	33117-001-003	NUT, HEAD LIGHT BEAM ADJUSTING	1		
6	33121-300-672	RING, RETAINING (STANLEY)	1		
7	33125-292-670	SCREW, UNIT HOLDER	2		
8	33128-292-670	NUT, UNIT HOLDER	2		
9	33130-341-701	SOCKET, HEAD LIGHT CORD	1		
10	33153-300-671	RING, MOUNTING	1		
11	33321-341-701	UNIT, SEALD BEAM	1		
12	33741-340-670	REFLECTOR, FRONT REFLEX	2		
13	33743-375-000	BASE, FRONT REFLECTOR	2		
14	61301-375-003B	CASE, HEAD LIGHT (STANLEY)	1		
15	61302-300-000	COLLAR, HEAD LIGHT CASE	2		
16	61303-336-000	WASHER, HEAD LIGHT CASE	2		
17	61304-292-000	COLLAR, HEAD LIGHT SETTING	3		
18	90120-377-000	BOLT, HEAD LIGHT STAY	2		
19	93500-03012-3B	SCREW, PAN, 3X12	2		
20	93500-05016-0B	SCREW, PAN, 5X16	3		

## F-2 Head Light



B390-18

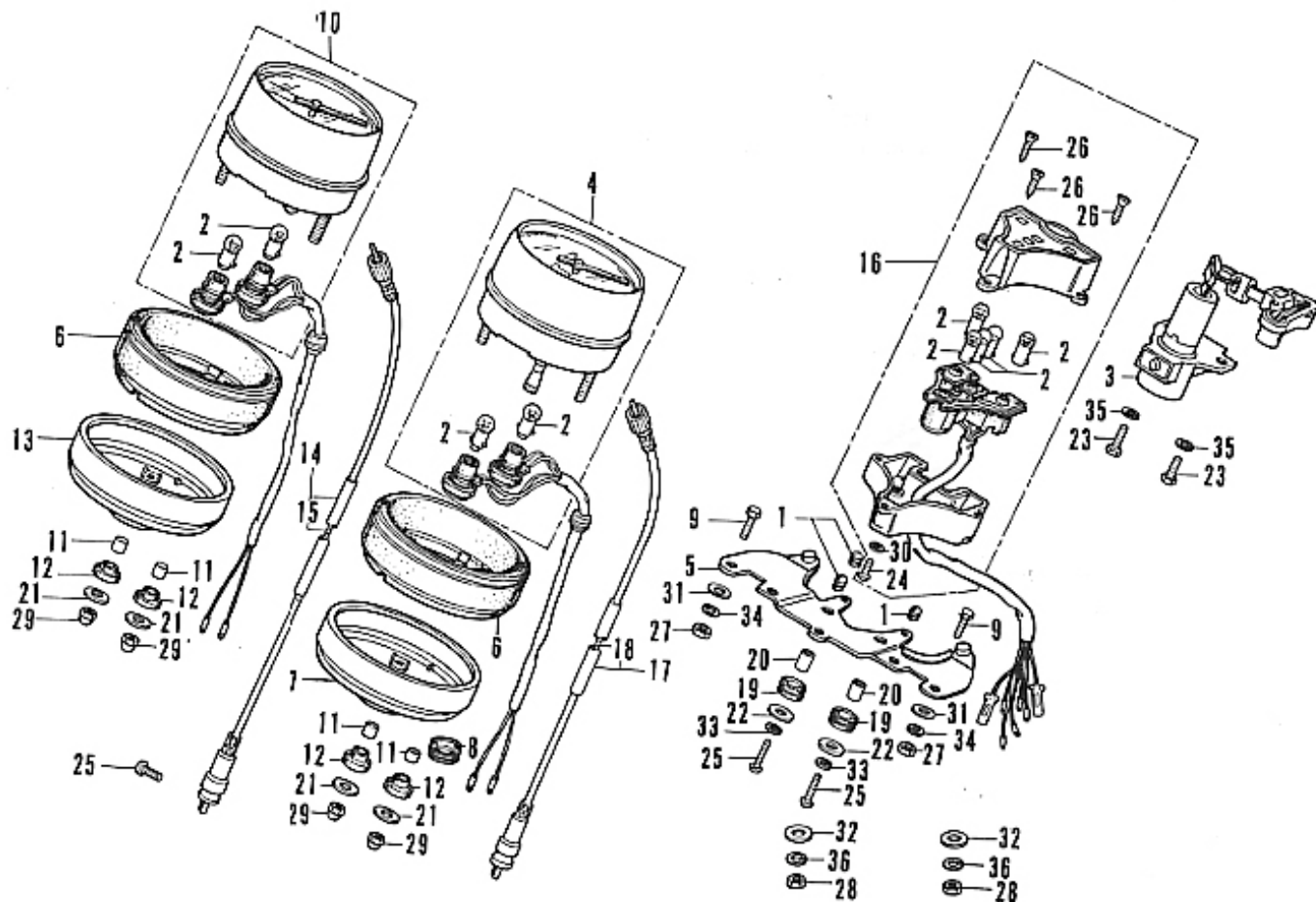


## F-2 Head Light

Ref. No.	Part No.	Description	Reqd. No. CB550F	Serial No.	Area code
21	94101-04000	WASHER, PLAIN, 4MM	1		
22	94101-10200	WASHER, PLAIN, 10MM	2		
23	94111-05000	WASHER, SPRING, 5MM	3		
24	94111-10000	WASHER, SPRING, 10MM	2		
25	94251-05000	PIN, LOCK, 5MM	2		



### F-3 Speed & Tacho Meters • Pilot Lamp • Key

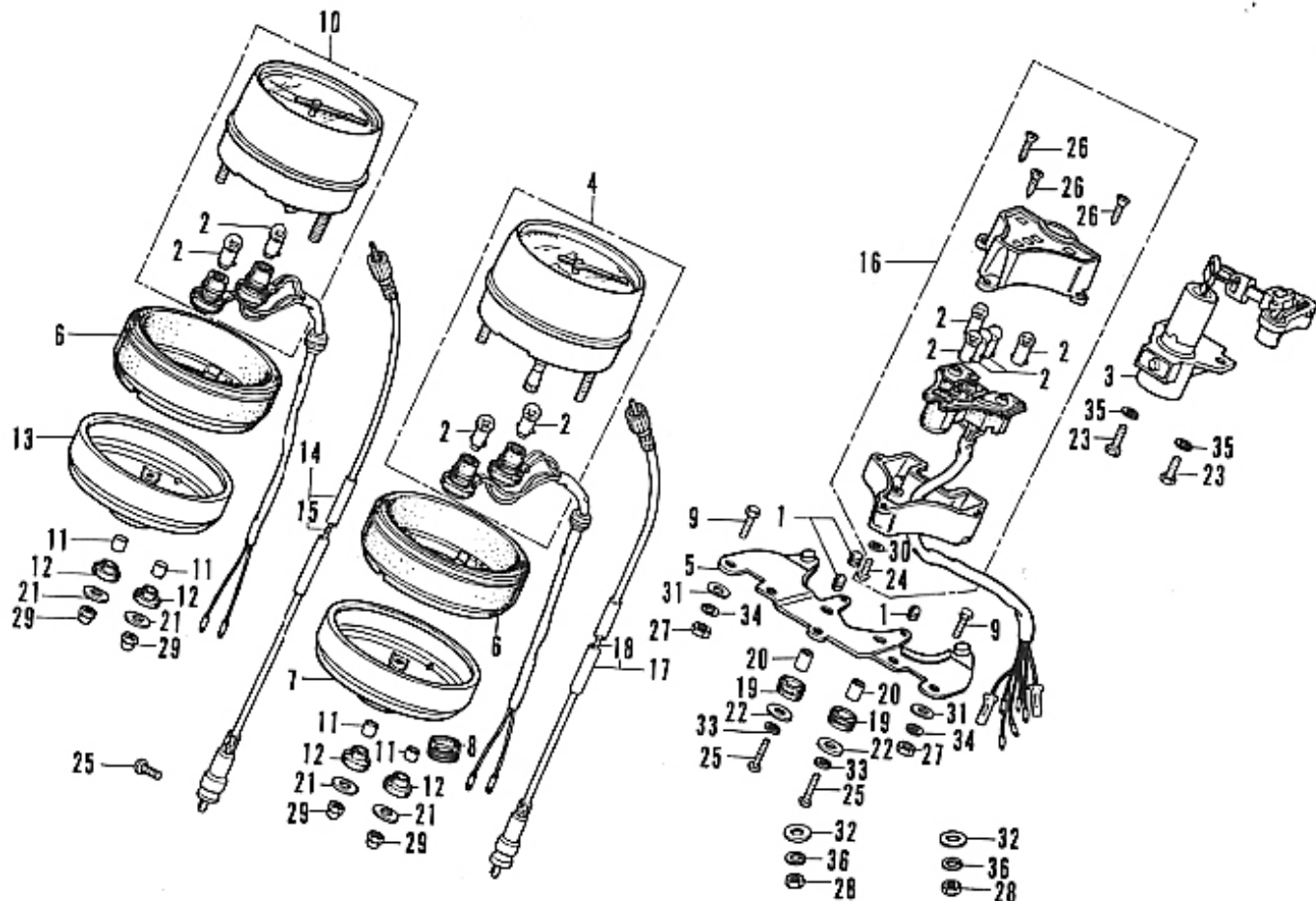


B390-19

### F-3 Speed & Tacho Meters • Pilot Lamp • Key

Ref. No.	Part No.	Description	Reqd. No. CB550F	Serial No.	Area code
1	32700-390-000	GROMMET, METER BRACKET	3		
2	34902-259-000	BULB, DUSH (12V 3.4W)	9		
3	35010-377-670	KEY SET	1		
4	37200-374-671	SPEEDOMETER ASSY. (NIPPON SEIKI)	1		
	37200-374-672	SPEEDOMETER ASSY. (ND)	1		
5	37211-390-000	BRACKET METER	1		
6	37235-323-700	CUSHION, SPEEDOMETER	2		
7	37236-323-700	PLATE, SPEEDOMETER UNDER	1		
8	37237-323-700	GROMMET, METER PLATE	1		
9	37238-323-700	BOLT, METER SET, 6MM	4		
10	37240-323-773	TACHOMETER ASSY. (NIPPON SEIKI)	1		
	37240-323-774	TACHOMETER ASSY. (NIPPON DENSO)	1		
11	37243-323-700	COLLAR, METER SET	4		
12	37244-307-670	RUBBER, METER SET	4		
13	37246-323-700	PLATE, TACHOMETER UNDER	1		
14	37260-390-000	CABLE ASSY., TACHOMETER	1		
15	37261-300-000	CABLE, TACHOMETER INNER	1		
16	37600-390-008	PILOT ASSY., COMBINATION (NIPPON SEIKI)	1		
17	44830-390-000	CABLE ASSY., SPEEDOMETER	1		
18	44831-323-000	CABLE, SPEEDOMETER INNER	1		
19	8C105-061-000	CUSHION A, REAR FENDER	2		
20	8C108-061-000	COLLAR A, REAR FENDER	2		

### F-3 Speed & Tacho Meters • Pilot Lamp • Key

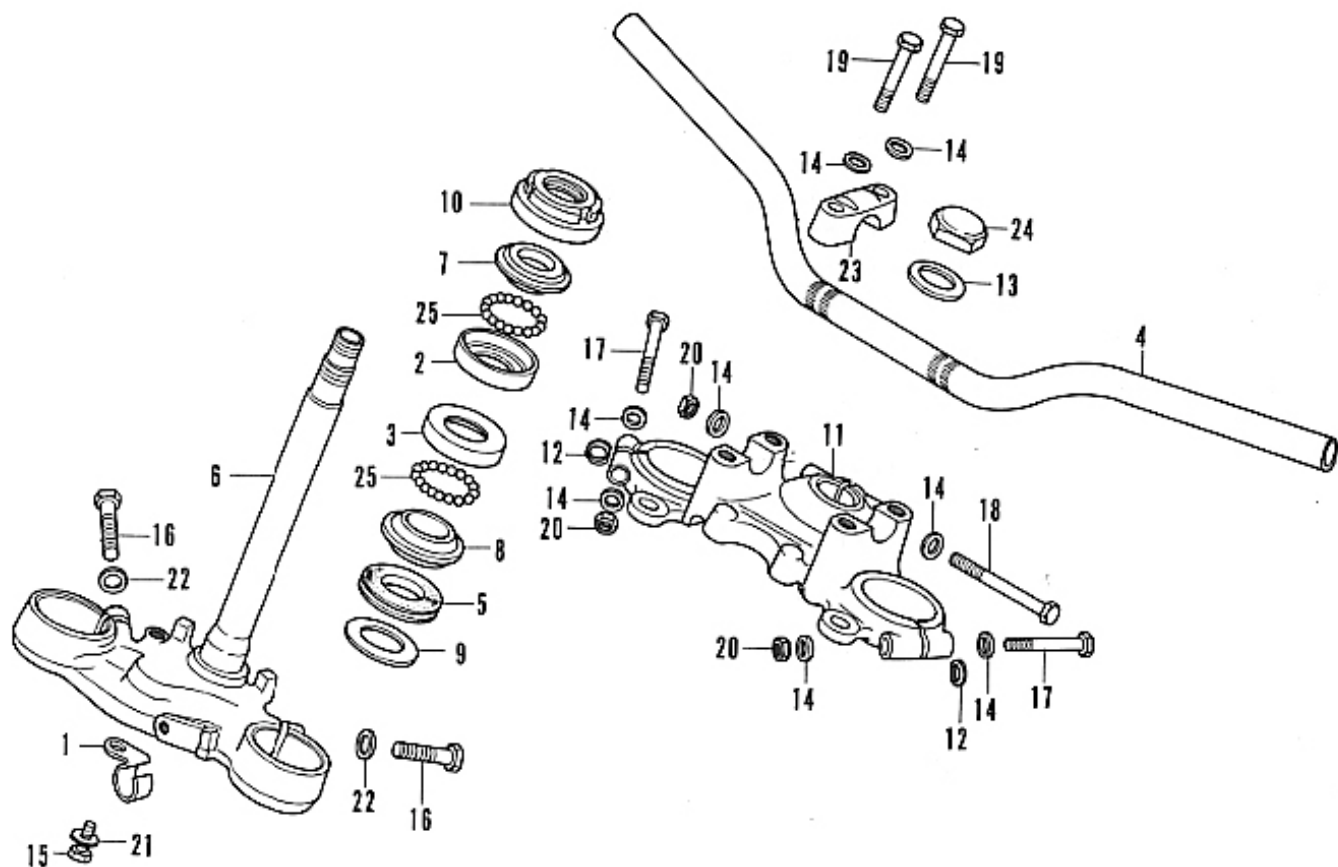


B390-19

### F-3 Speed & Tacho Meters • Pilot Lamp • Key

Ref. No.	Part No.	Description	Reqd. No. CB550F	Serial No.	Area code
21	9C545-323-700	WASHER; 6.5X18	4		
22	9C581-098-950	WASHER; PLAIN; 5X18	2		
23	93300-06012-08	BOLT; HEX.; 6X12	2		
24	93500-05006-0G	SCREW; PAN; 5X6	1		
25	93500-05020-0A	SCREW; PAN; 5X20	3		
26	93902-24280	SCREW; TAPPING; 4X10	3		
27	94001-06070	NUT; HEX.; 6MM	4		
28	94001-08000-05	NUT; HEX.; 8MM	2		
29	94021-06020	NUT; HEX. CAP; 6PH	4		
30	94101-05700	WASHER; PLAIN; 5PH	1		
31	94101-06700	WASHER; PLAIN; 6MM	4		
32	94101-08000	WASHER; PLAIN; 8MM	2		
33	94111-05000	WASHER; SPRING; 5MM	2		
34	94111-06700	WASHER; SPRING; 6MM	4		
35	94111-06800	WASHER; SPRING; 6MM	2		
36	94111-08000	WASHER; SPRING; 8MM	2		

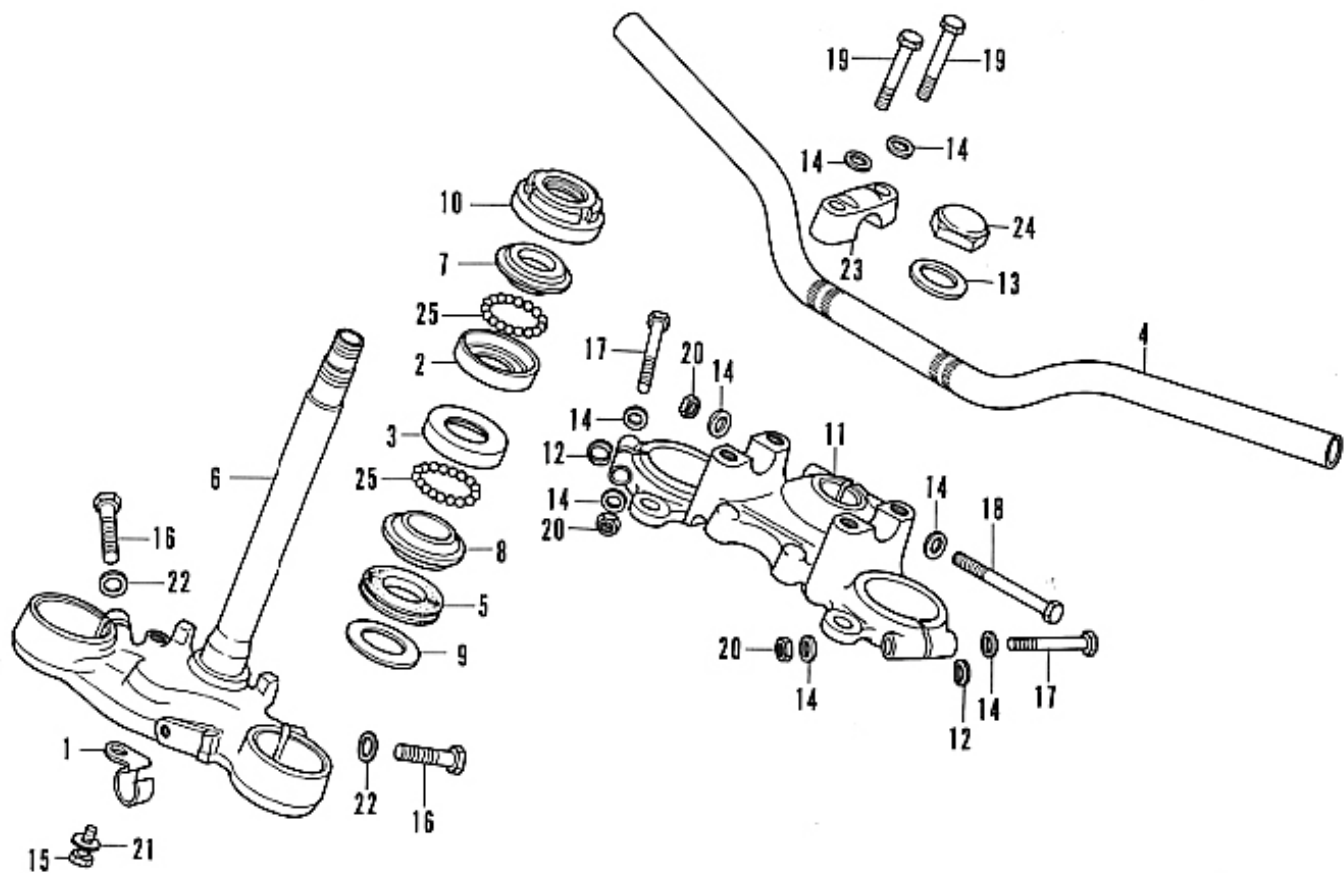
## F-4 Steering Handle • Top Bridge • Stem



### F-4 Steering Handle • Top Bridge • Stem

Ref. No.	Part No.	Description	Reqd. No. CB550F	Serial No.	Area code
1	32123-390-000	CLIP, WIRE HARNESS	1		
2	50301-268-305	RACE, STEERING TOP BALL	1		
3	50302-268-305	RACE, STEERING BOTTOM BALL	1		
4	53100-390-000	PIPE, STEERING HANDLE	1		
5	53124-250-000	SEAL, STEERING HEAD DUST	1		
6	53200-390-000ZA	STEM COMP., STEERING *NH-1*	1		
7	53211-268-305	RACE, STEERING TOP CONE	1		
8	53212-250-305	RACE, STEERING BOTTOM CONE	1		
9	53215-250-000	WASHER, STEERING HEAD DUST SEAL	1		
10	53220-286-000	THREAD COMP., STEERING HEAD TOP	1		
11	53230-390-000	BRIDGE, FORK TOP	1		
12	53235-300-000	WASHER, SPACER	2		
13	9C503-283-000	WASHER, STEERING STEM	1		
14	9C555-283-000	WASHER, SPECIAL, 8MM	10		
15	92000-08020-0A	BOLT, HEX., 8X16	1		
16	92000-10035-0A	BOLT, HEX., 10X35	2		
17	93000-08056-0B	BOLT, HEX., 8X56	2		
18	93000-08074-0B	BOLT, HEX., 8X74	1		
19	93100-08040-0B	BOLT, HEX., 8X40	4		
20	94001-08020-0S	NUT, HEX., 8MM	3		

## F-4 Steering Handle • Top Bridge • Stem



B390-20

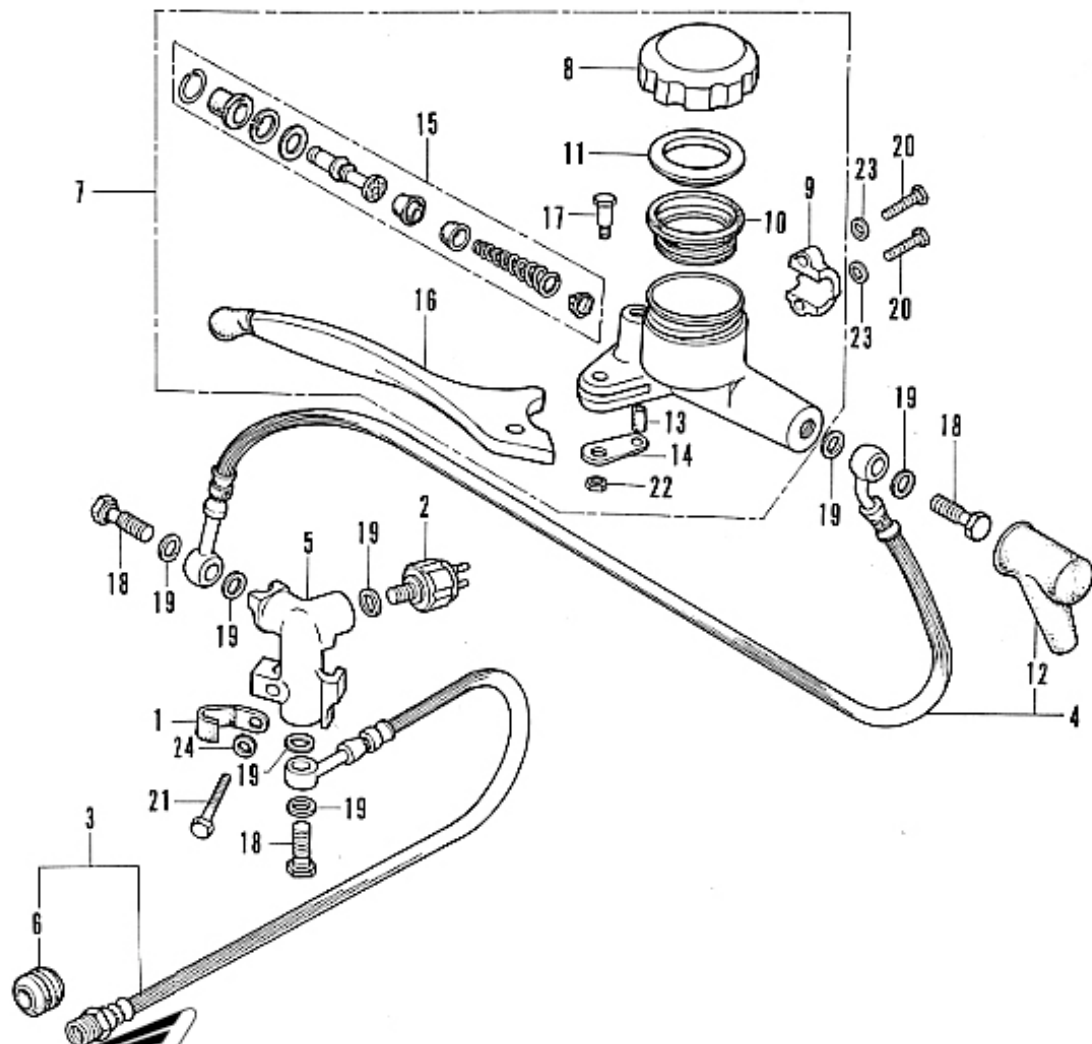


**F-4 Steering Handle - Top Bridge - Stem**

Ref. No.	Part No.	Description	Reqd. No. CB550F	Serial No.	Area code
21	94102-08000	WASHER, PLAIN, 8MM	1		
22	94102-10000	WASHER, PLAIN, 10MM	2		
23	95014-22200	HOLDER B2, UPPER	2		
24	95020-11300	NUT, STEP, A3	1		
25	96211-08000	BALL, STEEL, #8	37		



### F-5 Master Cylinder • Brake Hose



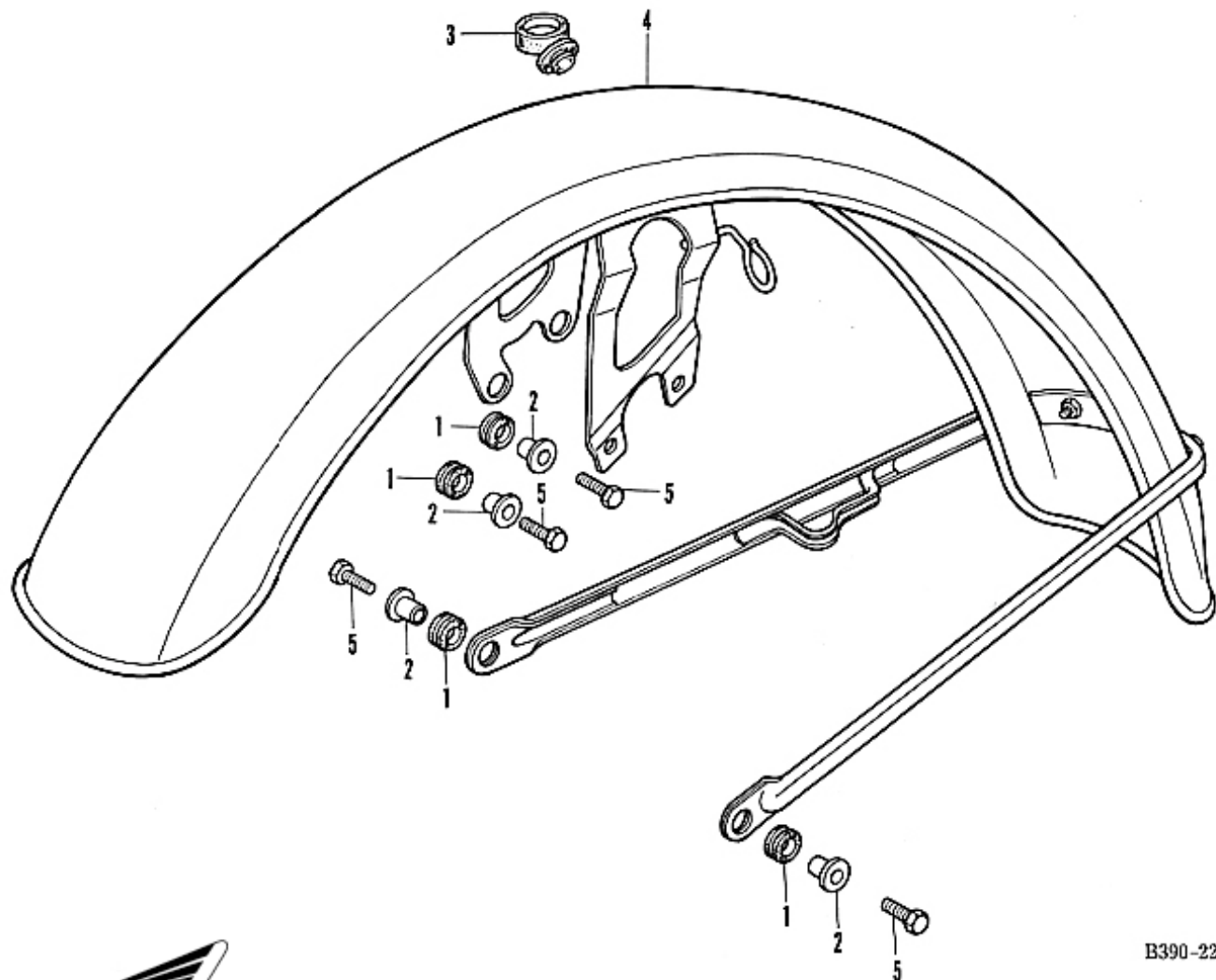
B390-21

### F-5 Master Cylinder - Brake Hose

Ref. No.	Part No.	Description	Reqd. No. CB550F	Serial No.	Area code
1	32111-323-000	CLAMPER, CORD	1		
2	35350-300-016	SWITCH, STOP (NAILS)	1		
3	45125-300-003	HOSE ASSY., A. FRONT BRAKE (NICHIRIN)	1		
4	45126-390-003	HOSE ASSY., B. FRONT BRAKE	1		
5	45127-323-000	JOINT, 3 WAY	1		
6	45146-300-000	GROMMET, BRAKE HOSE	1		
7	45500-369-671	CYLINDER ASSY., MASTER	1		
8	45513-341-771	CAP, OIL CUP	1		
9	45517-300-003	HOLDER, MASTER CYLINDER	1		
10	45520-300-000	DIAPHRAGM	1		
11	45521-300-010	PLATE, DIAPHRAGM	1		
12	45522-300-010	BOOT, MASTER CYLINDER	1		
13	45526-341-000	BUSH, RIGHT HANDLE LEVER	1		
14	45527-300-000	PLATE, LEVER BUSH SETTING	1		
15	45530-377-305	CYLINDER SET, MASTER	1		
16	53170-369-003	LEVER COMP., RIGHT STEERING HANDLE (TOYO)	1		
17	9C114-300-000	BOLT, HANDLE LEVER PIVOT	1		
18	9C145-300-000	BOLT, OIL	3		
19	9C545-300-000	WASHER, OIL BOLT	7		
20	92000-06025-02	BOLT, HEX., 6X25	2		
21	92000-06028	BOLT, HEX., 6X28	1		
22	94002-06000	NUT, HEX., 6MM	1		
23	94101-06000	WASHER, PLAIN, 6PH	2		
24	94111-06000	WASHER, SPRING, 6MM	1		



## F-6 Front Fender



B390-22

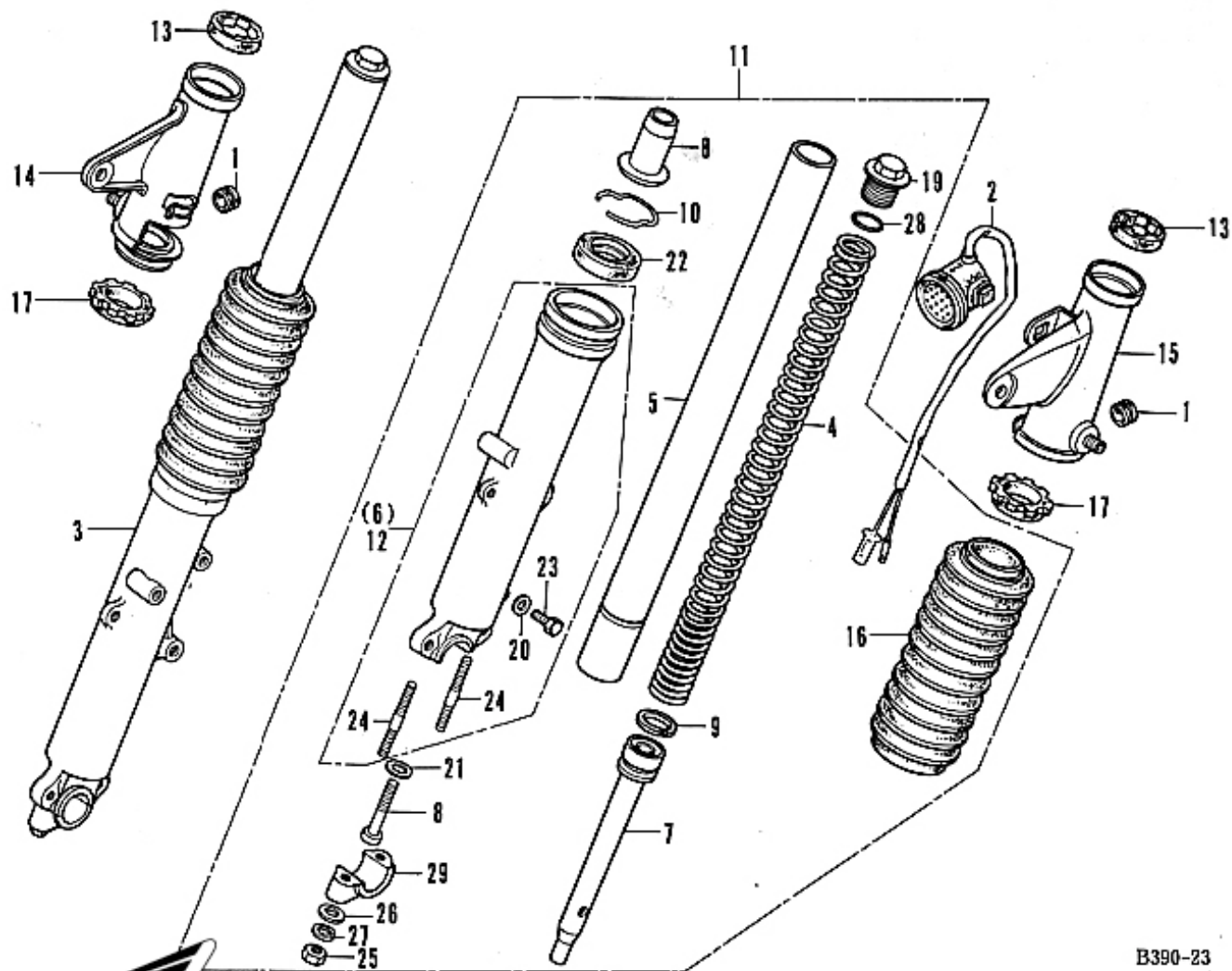


### F-6 Front Fender

Ref. No.	Part No.	Description	Reqd. No. CB550F	Serial No.	Aren code
1	4C513-310-000	RUBBER, CHAIN CASE MOUNT	4		
2	4C514-310-000	COLLAR, CHAIN CASE	4		
3	45451-283-000	GROMMET, WIRE	1		
4	61100-390-670	FENDER COMP., FRONT	1		
5	92000-06020	BOLT, HEX., 6X20	4		



## F-7 Front Shock Absorber

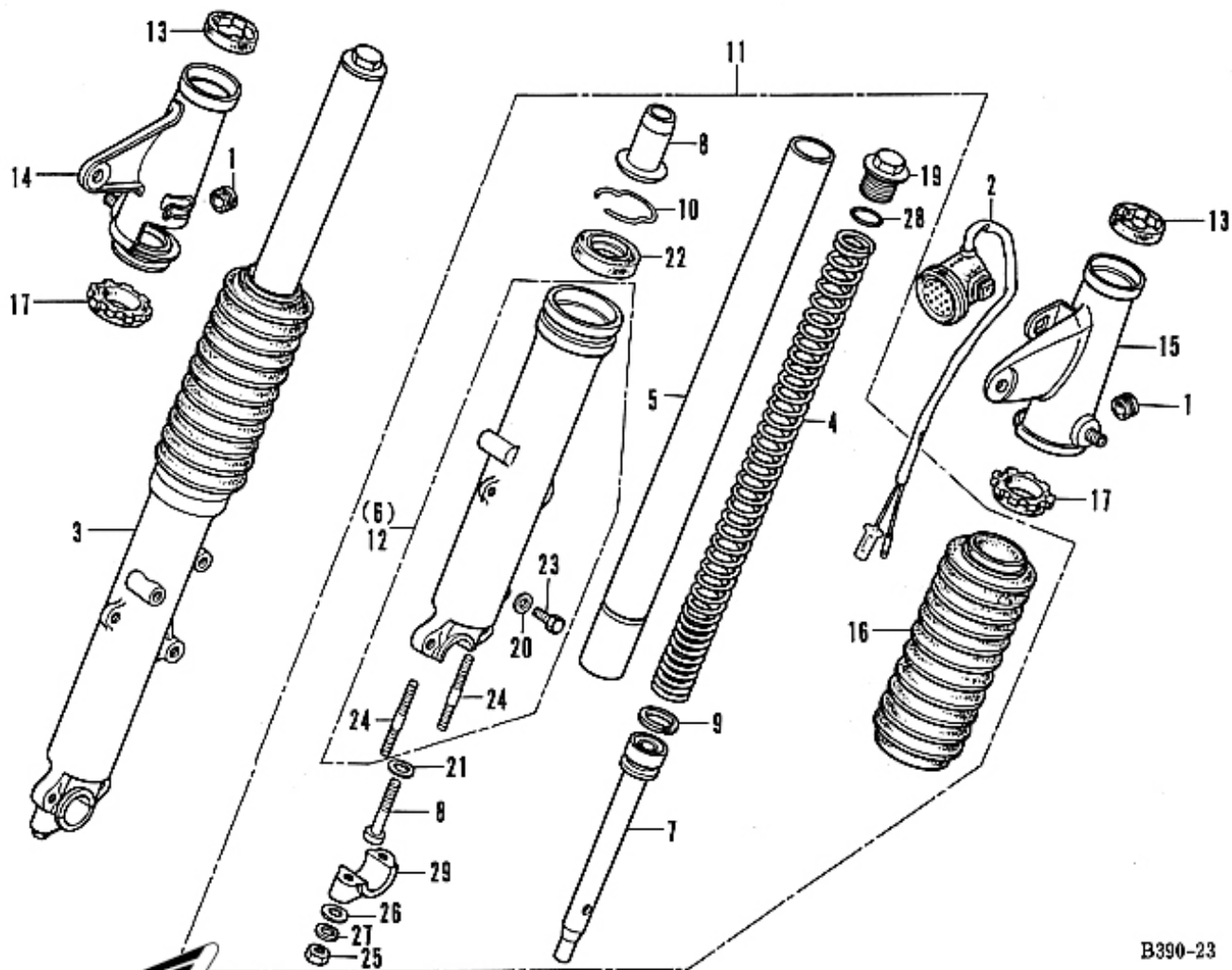


B390-23

## F-7 Front Shock Absorber

Ref. No.	Part No.	Description	Reqd. No. CB550F	Serial No.	Area code
1	32983-011-000	GROMMET, WIRE COFD	2		
2	38400-341-674	BUZZER ASSY., TURN SIGNAL	1		
3	51400-390-003	FORK ASSY., RIGHT FRONT	1		
4	51401-390-003	SPRING, FRONT SHOCK ABSORBER	2		
5	51410-390-003	PIPE COMP., FRONT FORK	2		
6	51421-375-000	CASE, RIGHT FRONT FORK BOTTOM	1		
7	51430-390-003	PIPE COMP., BOTTOM	2		
8	51432-390-003	PIECE, OIL LOCK	2		
9	51437-329-010	RING, PISTON	2		
10	51466-375-000	RING, OIL SEAL STOPPER	2		
11	51500-390-003	FORK ASSY., LEFT FRONT	1		
12	51521-375-000	CASE, LEFT FRONT FORK BOTTOM	1		
13	51601-323-000	ABSORBER A, FORK COVER SHOCK	2		
14	51602-390-000	COVER, RIGHT FORK	1		
15	51606-390-000	COVER, LEFT FRONT FORK	1		
16	51611-300-000	BOOT, FRONT FORK	2		
17	51622-390-000	CUSHION, B FORK COVER	2		
18	90116-283-010	BOLT, SOCKET, AMP	2		
19	90123-300-000	BOLT, FRONT FORK	2		
20	90543-273-000	PACKING, FRONT FORK DRAIN COCK	2		

## F-7 Front Shock Absorber



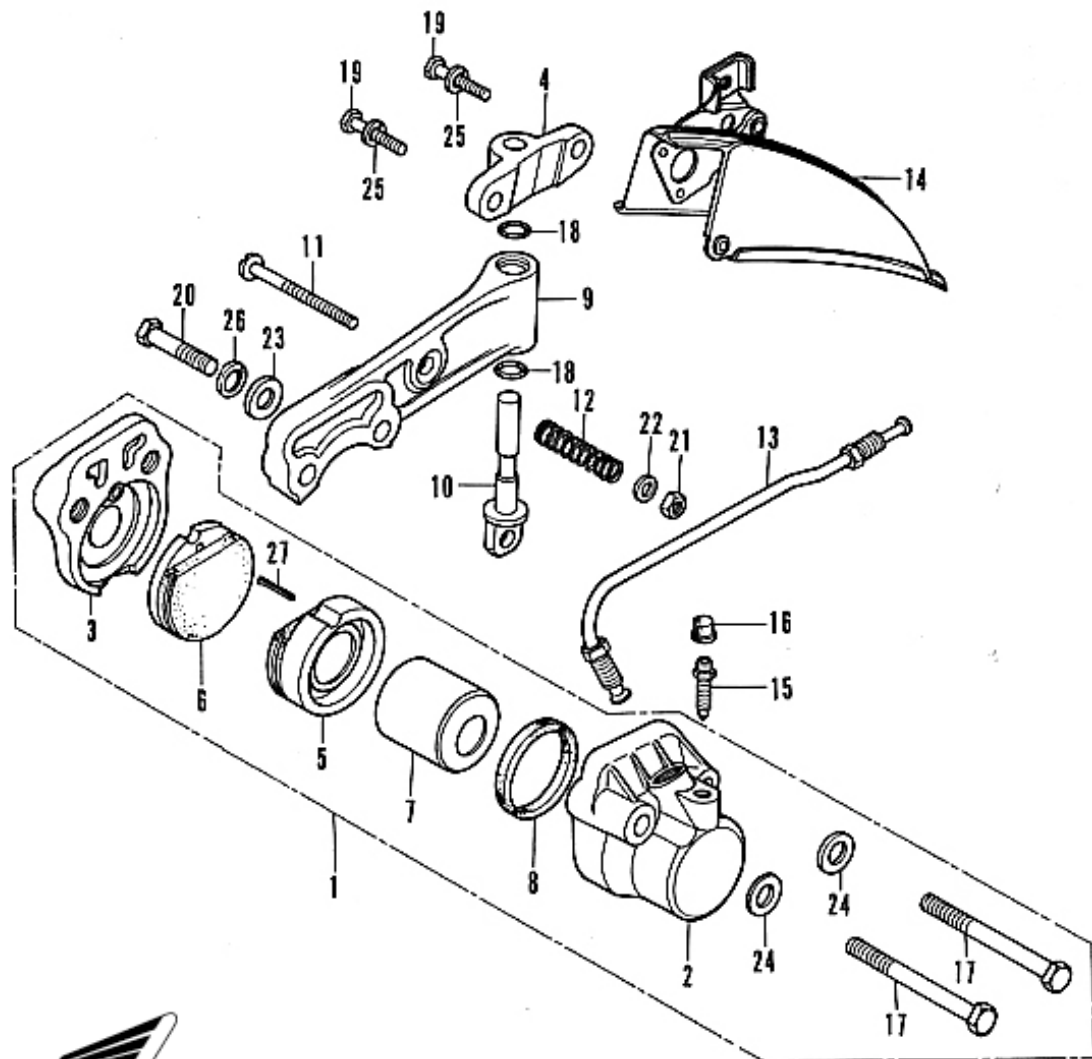
B390-23



**F-7 Front Shock Absorber**

Ref. No.	Part No.	Description	Reqd. No. CB550F	Serial No.	Area code
21	90544-283-000	WASHER, SPEACIAL, BHM	2		
22	91255-300-033	OIL SEAL, 35X48X11	2		
23	92000-06010	BOLT, HEX., 6X10	2		
24	92700-08050-30	BOLT, STUD, 8X50	4		
25	94030-08000	NUT, HEX., 8MM	4		
26	94101-08000	WASHER, PLAIN, 8MM	4		
27	94111-08000	WASHER, SPRING, 8MM	4		
28	94608-50000	O-RING, 23X2.8	2		
29	95014-41000	HOLDER, AXLE	2		

## F-8 Front Brake Caliper



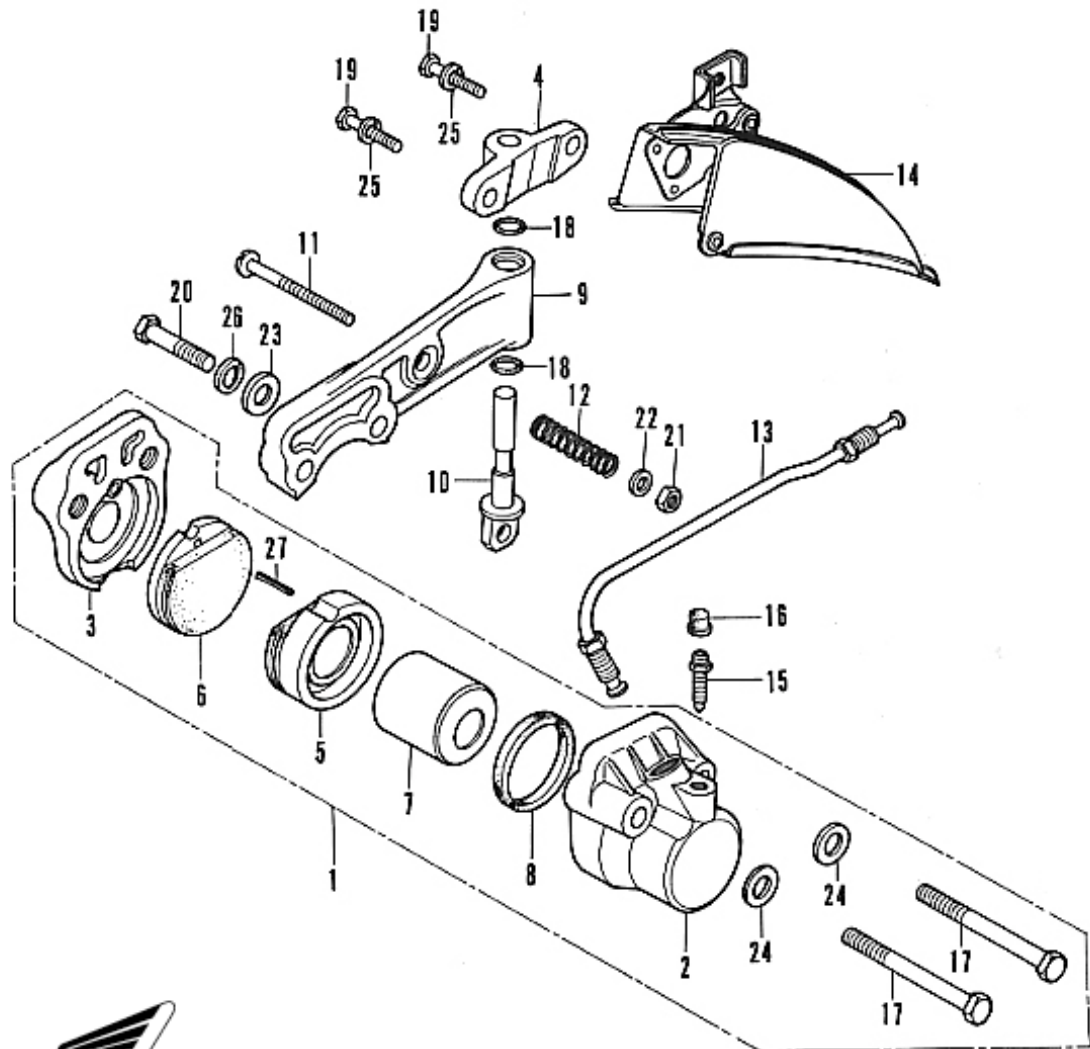
B390-24



## F-8 Front Brake Caliper

Ref. No.	Part No.	Description	Reqd. No. CB550F	Serial No.	Area code
1	45100-390-003	CALIPER ASSY.,	1		
2	45101-323-013	CALIPER A (TOKIKO)	1		
3	45102-323-003	CALIPER B (TOKIKO)	1		
4	45104-317-700	JOINT, CALIPER HOLDER	1		
5	45105-390-003	PAD COMP. A (TOKIKO)	1		
	45105-390-006	PAD COMP. A (ASAHI)	1		
6	45106-390-003	PAD COMP. B (TOKIKO)	1		
	45106-390-006	PAD COMP. B (ASAHI)	1		
7	45107-323-020	PISTON COMP.	1		
8	45108-300-003	SEAL, PISTON (TOKIKO)	1		
9	45115-390-000	HOLDER, CALIPER	1		
10	45116-323-020	PIN, CALIPER HOLDER	1		
11	45117-300-020	BOLT, CALIPER ADJUSTING	1		
12	45119-300-020	SPRING, CALIPER ADJUSTING	1		
13	45128-323-020	PIPE, FRONT BRAKE	1		
14	45140-323-670	COVER COMP., DISK	1		
15	45224-579-013	VALVE, BLEEDER	1		
16	45225-579-013	CAP, BLEEDER	1		
17	90165-323-000	BOLT, CALIPER SETTING	2		
18	91259-333-000	O-RING, 9.5X1.7	2		
19	92000-06025	BOLT, HEX., 6X25	2		
20	92200-08035-DA	BOLT, HEX., 8X35	1		

# F-8 Front Brake Caliper



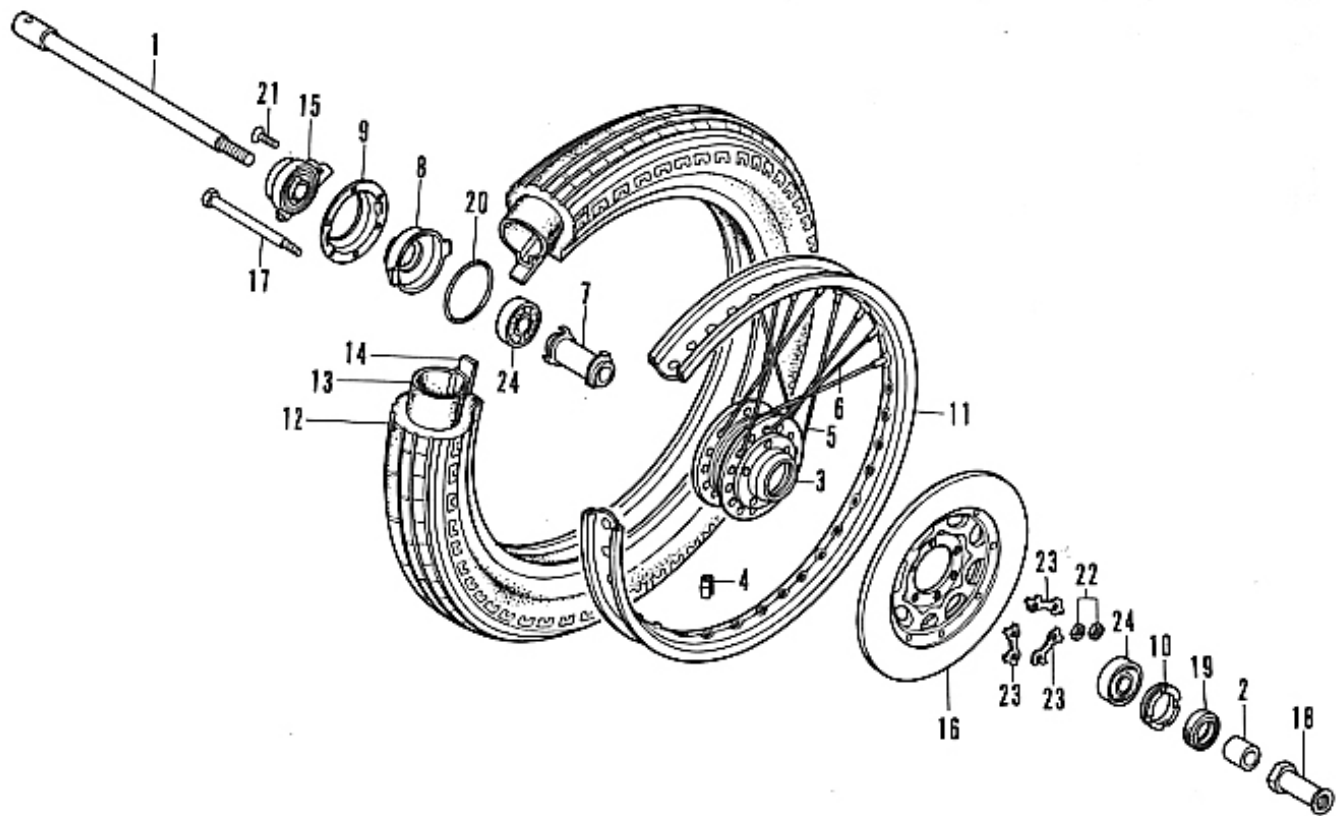
B390-24

**F-8 Front Brake Caliper**

Ref. No.	Part No.	Description	Reqd. No. CB550F	Serial No.	Area code
21	94001-06000	NUT, HEX., 6MM	1		
22	94101-06000	WASHER, PLAIN, 6MM	1		
23	94101-08000	WASHER, PLAIN, 8MM	1		
24	94102-10000	WASHER, PLAIN, 10MM	2		
25	94111-06000	WASHER, SPRING, 6MM	2		
26	94111-08000	WASHER, SPRING, 8MM	1		
27	94201-16220	PIN, SPLIT, 1.6X22	1		



# F-9 Front Wheel • Disk

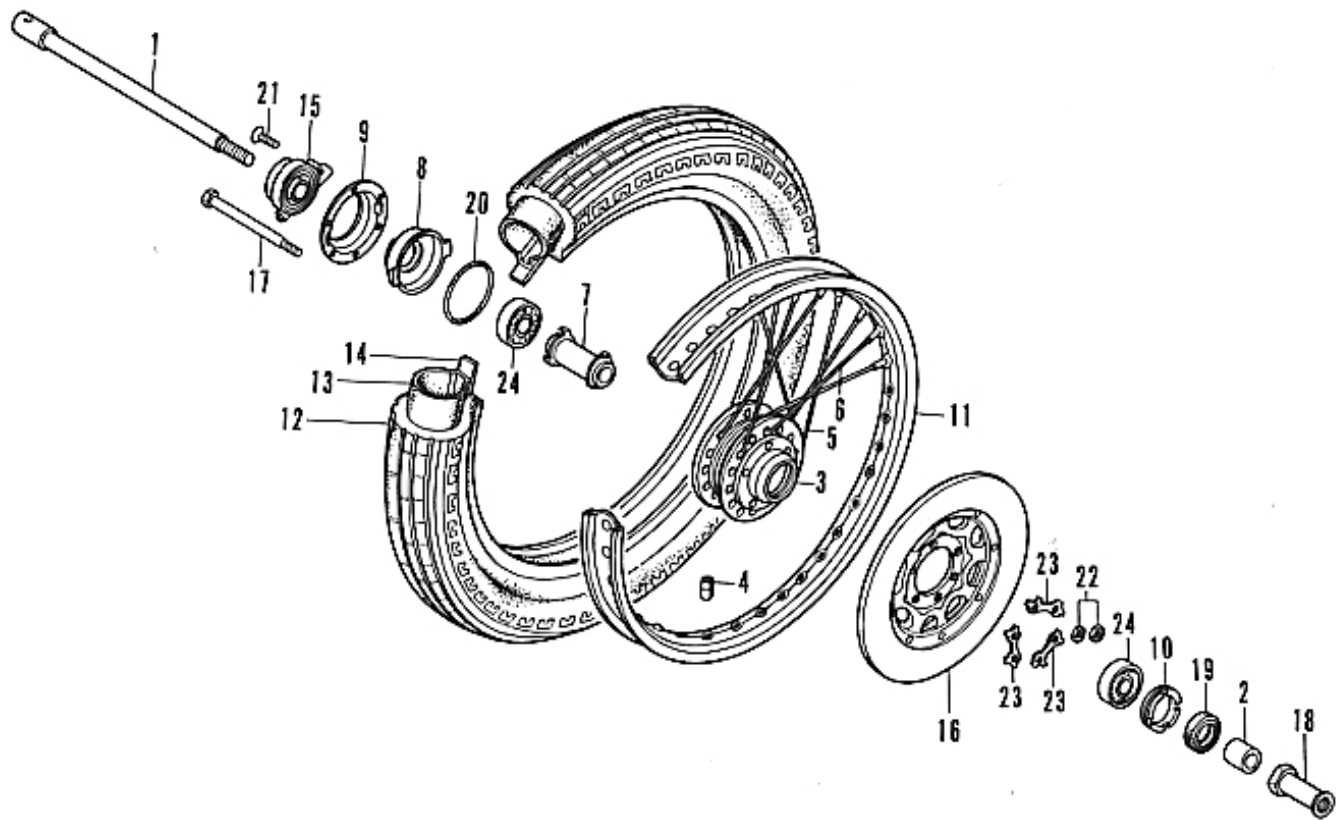


B390-25

## F-9 Front Wheel - Disk

Ref. No.	Part No.	Description	Reqd. No. CB550F	Serial No.	Area code
1	44301-300-000	AXLE, FRONT WHEEL	1		
2	44311-300-000	COLLAR, FRONT WHEEL SIDE	1		
3	44601-300-040	HUB, FRONT WHEEL	1		
4	44606-283-000	BALANCER (20G)	N		
	44607-283-000	BALANCER (15G)	N		
	44608-283-000	BALANCER (10G)	N		
	44609-283-000	BALANCER (5G)	N		
5	44606-300-003	SPOKE A, FRONT (DAIDO)	20		
6	44607-300-003	SPOKE B, FRONT (DAIDO)	20		
7	44620-300-020	COLLAR, FRONT AXLE DISTANCE	1		
8	44641-375-000	RETAINER COMP., GEAR BOX	1		
9	44642-300-020	COVER, GEAR BOX RETAINER	1		
10	44643-300-000	RETAINER, FRONT WHEEL BEARING	1		
11	44701-300-013	RIM, FRONT WHEEL (19)(DAIDO)	1		
12	44711-375-671	TIRE, FRONT WHEEL (3.25S19 BS)	1		
13	44712-300-003	TUBE, FRONT WHEEL (3.25-19) (BS)	1		
14	44713-300-003	FLAP, FRONT WHEEL (19) (BS)	1		
15	44800-323-000	BOX ASSY., SPEEDOMETER GEAR	1		

# F-9 Front Wheel - Disk



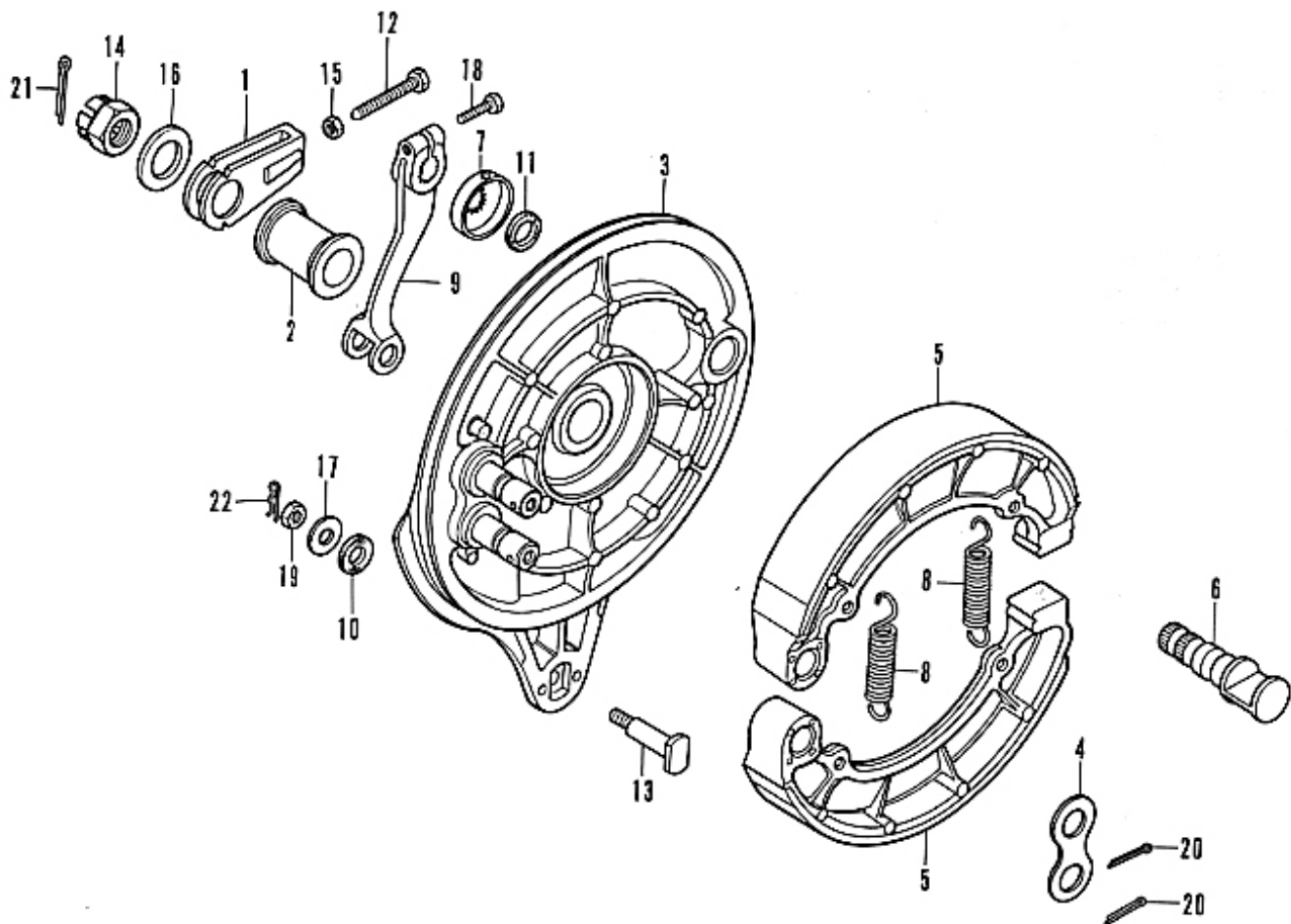
B390-25



### F-9 Front Wheel - Disk

Ref. No.	Part No.	Description	Reqd. No. CB550F	Serial No.	Area code
16	45120-323-020	DISK COMP., FRONT BRAKE	1		
17	90122-300-020	BOLT, 8X102	6		
18	90305-300-000	NUT, FRONT AXLE	1		
19	91252-300-003	DUST SEAL, 22X36X8	1		
20	91302-300-000	O-RING, 58X2	1		
21	93700-05015-0A	SCREW, OVAL, 5X15	1		
22	94001-08000-0S	NUT, HEX., 8MM	6		
23	94108-18000	WASHER AB, TONGUED	3		
24	96140-63020-10	BEARING, RADIAL BALL, 6302	2		

# F-10 Rear Brake Panel

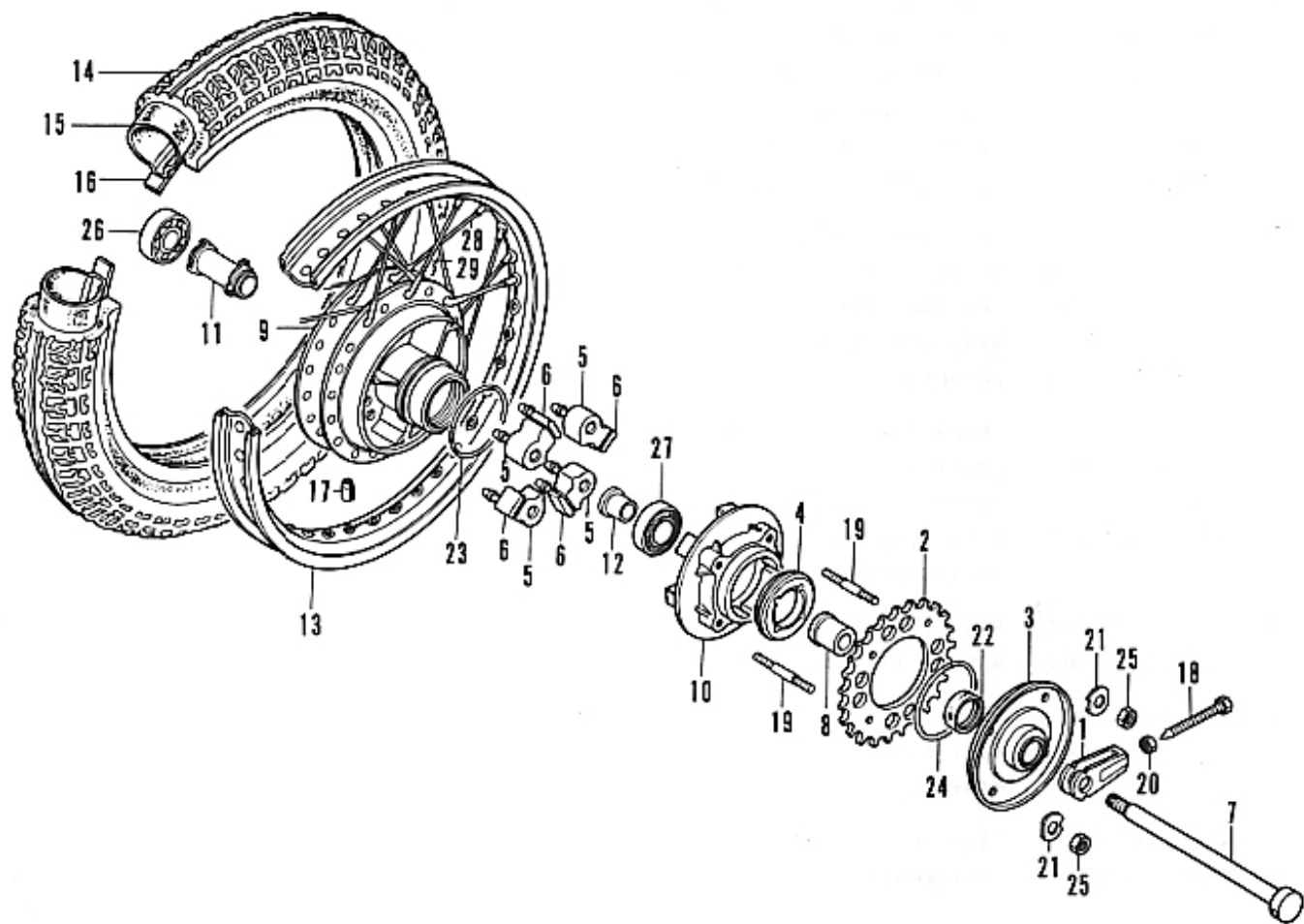


B390-26

## F-10 Rear Brake Panel

Ref. No.	Part No.	Description	Reqd. No. CB550F	Serial No.	Area code
1	40543-390-000	ADJUSTER, CHAIN	1		
2	42313-390-000	COLLAR, REAR BRAKE PANEL SIDE	1		
3	43100-374-000	PANEL, REAR BRAKE	1		
4	43102-319-000	WASHER, ANCHOR PIN	1		
5	43120-283-000	SHOE COMP., REAR BRAKE	2		
6	43141-374-000	CAM, REAR BRAKE	1		
7	43145-374-000	PLATE, BRAKE INDICATOR	1		
8	43151-346-000	SPRING, REAR BRAKE SHOE	2		
9	43411-374-000	ARM, REAR BRAKE	1		
10	43434-286-000	RUBBER, STOPPER ARM CUSHION	1		
11	45134-250-000	SEAL, BRAKE CAM DUST	1		
12	90119-283-000	BOLT, CHAIN ADJUSTING	1		
13	90127-323-000	BOLT, REAR BRAKE STOPPER ARM	1		
14	90306-268-000	NUT, REAR WHEEL AXLE	1		
15	90307-283-000	NUT, CHAIN ADJUSTING	1		
16	90523-292-000	WASHER 18.5X34	1		
17	90524-030-000	WASHER A, HANDLE HOLDER SETTING	1		
18	92000-06020	BOLT, HEX., 6X20	1		
19	94001-08000-0S	NUT, HEX., 8MM	1		
20	94201-25200	PIN, SPLIT, 2.5X20	2		
21	94201-40300	PIN, SPLIT, 4.0X30	1		
22	94251-08000	PIN, LOCK, 8MM	1		

## F-11 Rear Wheel

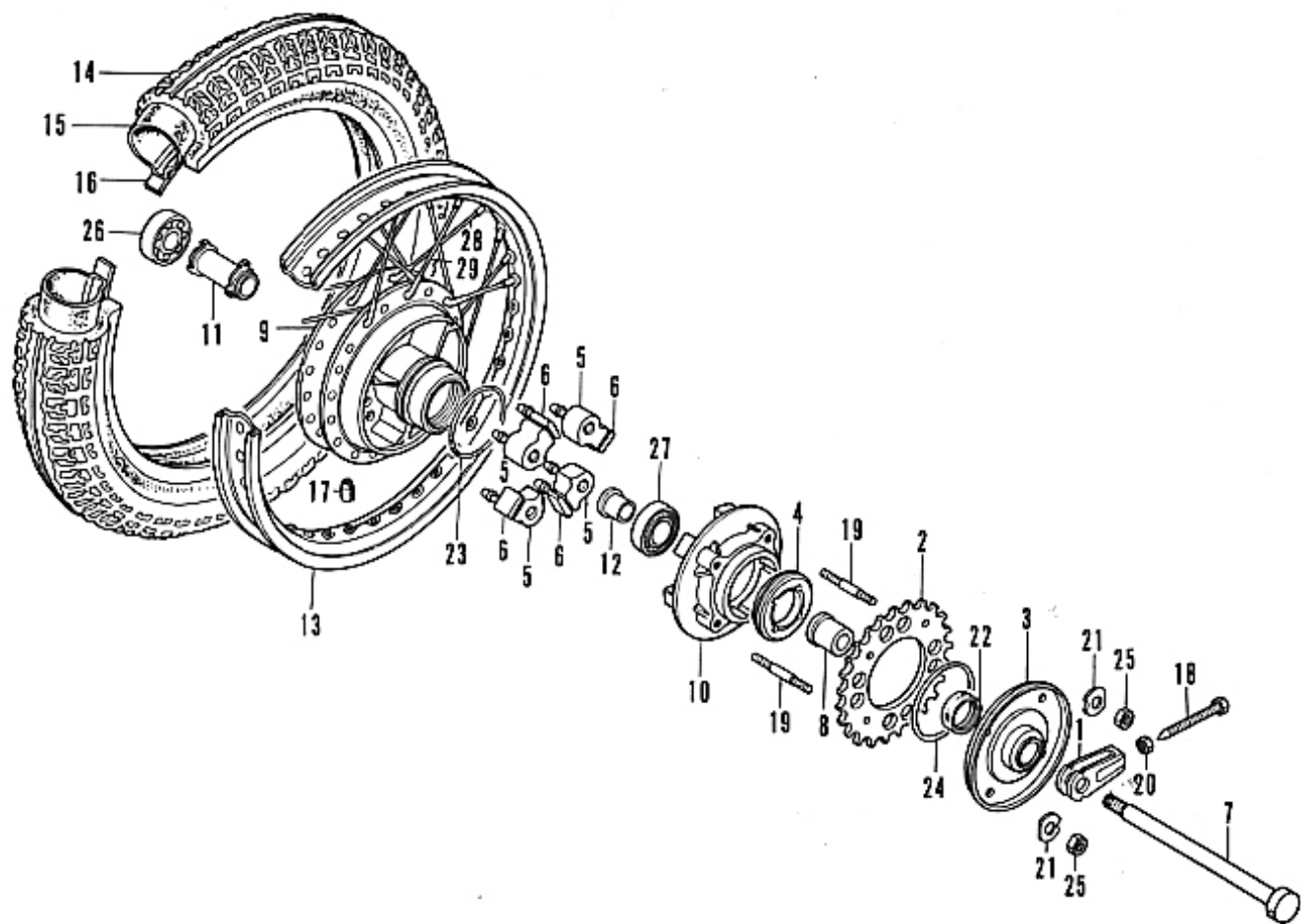


B390-27

## F-11 Rear Wheel

Ref. No.	Part No.	Description	Reqd. No. C1350F	Serial No.	Area code
1	40543-390-000	ADJUSTER, CHAIN	1		
2	41201-374-000	SPROCKET, FINAL DRIVEN (37T)	1		
3	41211-323-000	PLATE, SPROCKET SIDE	1		
4	41231-323-020	RETAINER, REAR WHEEL BEARING	1		
5	41242-323-000	DAMPER A, REAR	4		
6	41243-323-000	DAMPER B, REAR	4		
7	42301-300-010	AXLE, REAR WHEEL	1		
8	42311-390-000	COLLAR, REAR WHEEL SIDE	1		
9	42601-323-030	HUB COMP., REAR WHEEL	1		
10	42610-323-000	FLANGE, FINAL DRIVE	1		
11	42620-323-030	COLLAR, REAR AXLE DISTANCE	1		
12	42625-283-000	COLLAR B, REAR AXLE DISTANCE	1		
13	42701-283-003	RIM, REAR WHEEL (18) (DAIDO)	1		
14	42711-375-671	TIRE, REAR WHEEL (3.75S18 BS)	1		
15	42712-300-003	TUBE, REAR WHEEL (3.75-18) (BS)	1		
16	42713-268-003	FLAP, REAR WHEEL (18) (BS)	1		
17	44606-283-000	BALANCER (20G)	N		
	44607-283-000	BALANCER (15G)	N		
	44608-283-000	BALANCER (10G)	N		
	44609-283-000	BALANCER (5G)	N		
18	9C119-283-000	BOLT, CHAIN ADJUSTING	1		
19	9C125-323-000	BOLT, STUD, 10X48	4		
20	9C307-283-000	NUT, CHAIN ADJUSTING	1		

## F-11 Rear Wheel

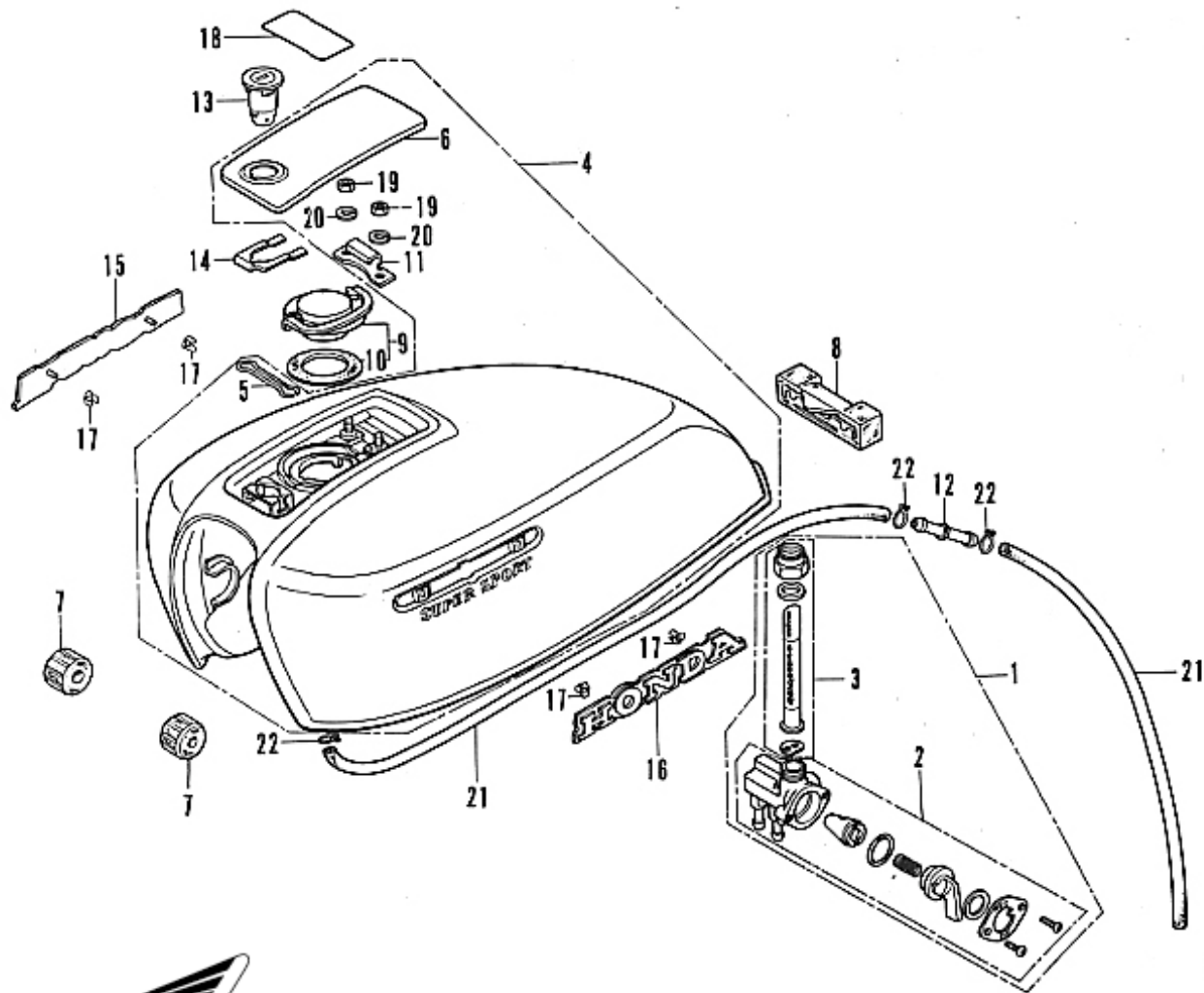


B390-27

## F-11 Rear Wheel

Ref. No.	Part No.	Description	Reqd. No. CB550F	Serial No.	Area code
21	90524-323-000	WASHER, TONGUED, 10MM	4		
22	90753-283-000	OIL SEAL, 34X55X9	1		
23	91261-323-000	O-RING, 79X2.6	1		
24	91262-323-000	O-RING, 92X2	1		
25	94030-10000	NUT, HEX., 10MM	4		
26	96140-63040-10	BEARING, RADIAL BALL, 6304	1		
27	96140-63050-10	BEARING, BALL, 6305U	1		
28	97285-69135-10	SPOKE, BS8X147.5	20		
29	97686-69134-10	SPOKE, BS8X147	20		

## F-12 Fuel Tank



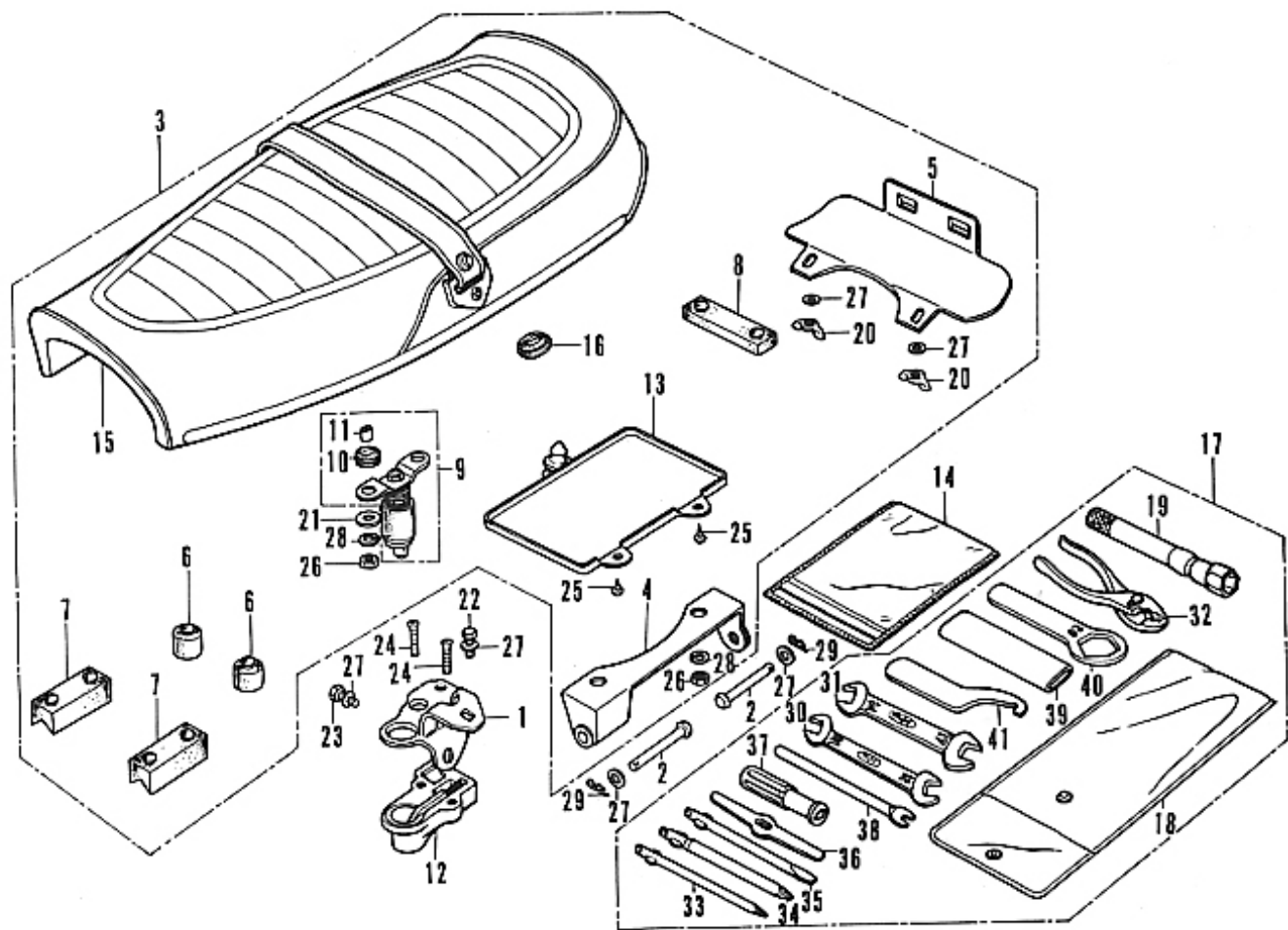
B390-28



## F-12 Fuel Tank

Ref. No.	Part No.	Description	Reqd. No. CB550F	Serial No.	Area code
1	16950-374-671	COCK ASSY., FUEL	1		
2	16951-374-671	BODY SET, FUEL	1		
3	16952-341-671	STRAINER SET, FUEL	1		
4	17525-390-000ZA	TANK SUB ASSY., FUEL *PB-3C-C*	1		
	17525-390-000ZB	TANK SUB ASSY., FUEL *R-2C-F*	1		
5	17526-390-000	CLIP, FILLER LOCK	1		
6	17531-390-000ZA	LID COMP., FUEL FILLER *A-01*	1		
7	17611-283-010	CUSHION, FUEL TANK FRONT	2		
8	17613-286-000	CUSHION, FUEL TANK REAR	1		
9	17620-390-000	CAP COMP., FUEL FILLER	1		
10	17631-329-000	GASKET, FUEL FILLER CAP	1		
11	17735-390-000	SPRING, FUEL TANK LID	1		
12	17738-390-000	JOINT, DRAIN TUBE CONNECTING	1		
13	37220-390-003	LOCK, FILLER LID	1		
14	37221-390-000	SPRING, LOCK SET	1		
15	87121-390-000	EMBLEM, RIGHT FUEL TANK	1		
16	87122-390-000	EMBLEM, LEFT FUEL TANK	1		
17	87311-516-000	NUT, REAR ORNAMENT CLAMP	4		
18	87560-375-680A	MARK, DRIVE CAUTION	1		
19	94001-06000	NUT, HEX., 6MM	2		
20	94111-06000	WASHER, SPRING, 6MM	2		
21	95001-55510-40	TUBE, FUEL 5.5X510	2		
22	95002-02100	CLIP, TUBE, 810	3		

# F-13 Seat • Tool



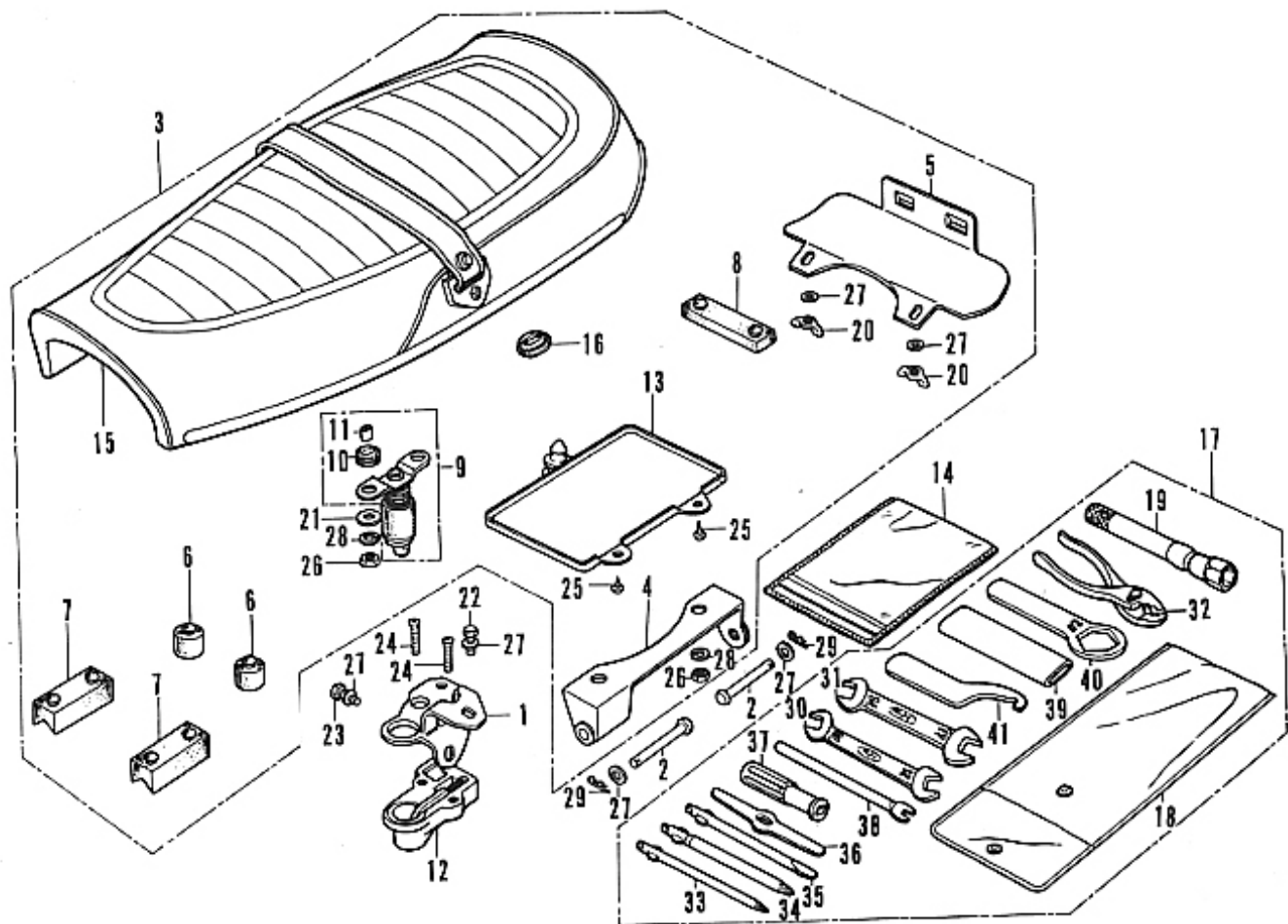
B390-29



### F-13 Seat - Tool

Ref. No.	Part No.	Description	Reqd. No. CB550F	Serial No.	Area code
1	50223-323-010	PLATE, SEAT LOCK SET	1		
2	77103-313-000	BAR, SEAT HINGE	2		
3	77200-390-000	SEAT ASSY.	1		
4	77201-323-000	HINGE, SEAT	1		
5	77202-390-000	LID, TOOL UNDER	1		
6	77204-286-020	RUBBER A, SEAT SETTING	2		
7	77204-292-000	RUBBER, SEAT SETTING	2		
8	77204-312-000	RUBBER, SEAT SETTING	1		
9	77220-340-011	BAR ASSY., SEAT LOCK	1		
10	77228-340-001	RUBBER, LOCK BAR CUSHION	2		
11	77229-340-001	COLLAR, SEAT LOCK BAR	2		
12	77230-377-003	LOCK ASSY., SEAT (TOYO)	1		
13	77250-342-300	LID, SEAT UNDER	1		
14	77251-342-000	BAG, SERVICE BOOK	1		
15	77270-390-000	COAT SET, TOP	1		
16	83551-300-000	GROMMET, AIR CLEANER CASE	1		
17	89010-323-010	TOOL SET	1		
18	89101-300-010	BAG, TOOL	1		
19	89216-323-000	WRENCH, SPERK PLUG	1		
20	90203-611-000	NUT, AIR CLEANER COVER	2		
21	90514-700-000	WASHER, TANK COLLAR LOCK	2		
22	92000-06012	BOLT, HEX., 6X12	1		
23	92000-06016	BOLT, HEX., 6X16	1		
24	93600-06016-07	SCREW, FLAT, 6X16	2		
25	93901-25080	SCREW, TAPPING, 5X8	2		

F-13 Seat • Tool



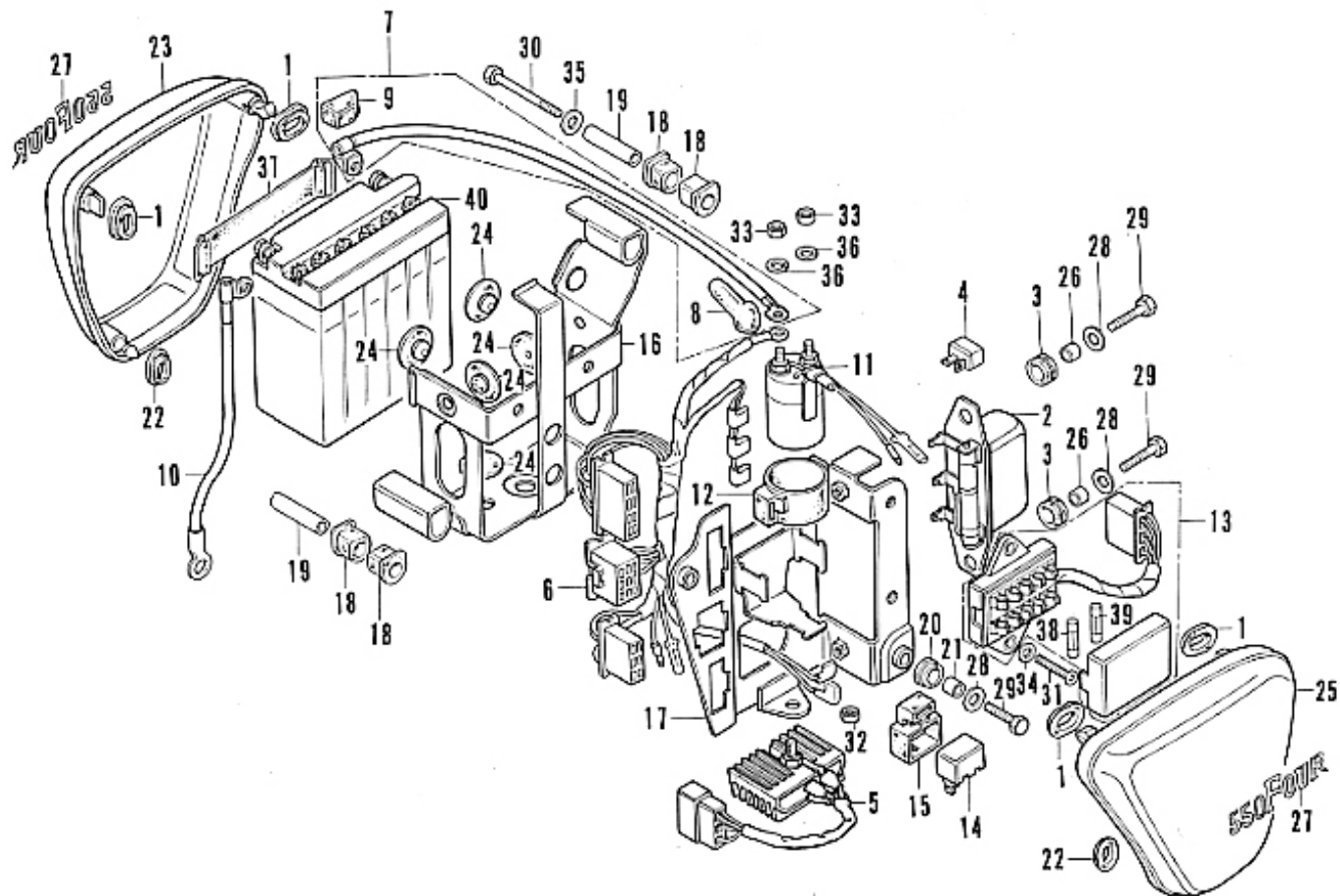
B390-29



### F-13 Set • Tool

Ref. No.	Part No.	Description	Reqd. No. CBS50F	Serial No.	Area code
26	94001-06000	NUT, HEX., 6MM	4		
27	94101-06000	WASHER, PLAIN, 6MM	6		
28	94111-06000	WASHER, SPRING, 6MM	4		
29	94251-06000	PIN, LOCK, 6MM	2		
30	99001-10120	SPANNER, 10X12	1		
31	99001-14170	SPANNER, 14X17	1		
32	99002-13500	PLIERS, 135	1		
33	99003-10000	DRIVER, PLUS, #2	1		
34	99003-20000	DRIVER, PLUS, #3	1		
35	99003-30000	DRIVER, MINUS, #2	1		
36	99003-40000	LEVER	1		
37	99003-50000	GRIP	1		
38	99005-02000	BAR R, HANDLE	1		
39	99006-12000	HANDLE, EYE WRENCH, 120MM	1		
40	99006-26000	WRENCH, EYE, 26MM	1		
41	99007-45000	SPANNER, PIN, 45MM	1		

F-14 Side Cover • Battery • Regulator



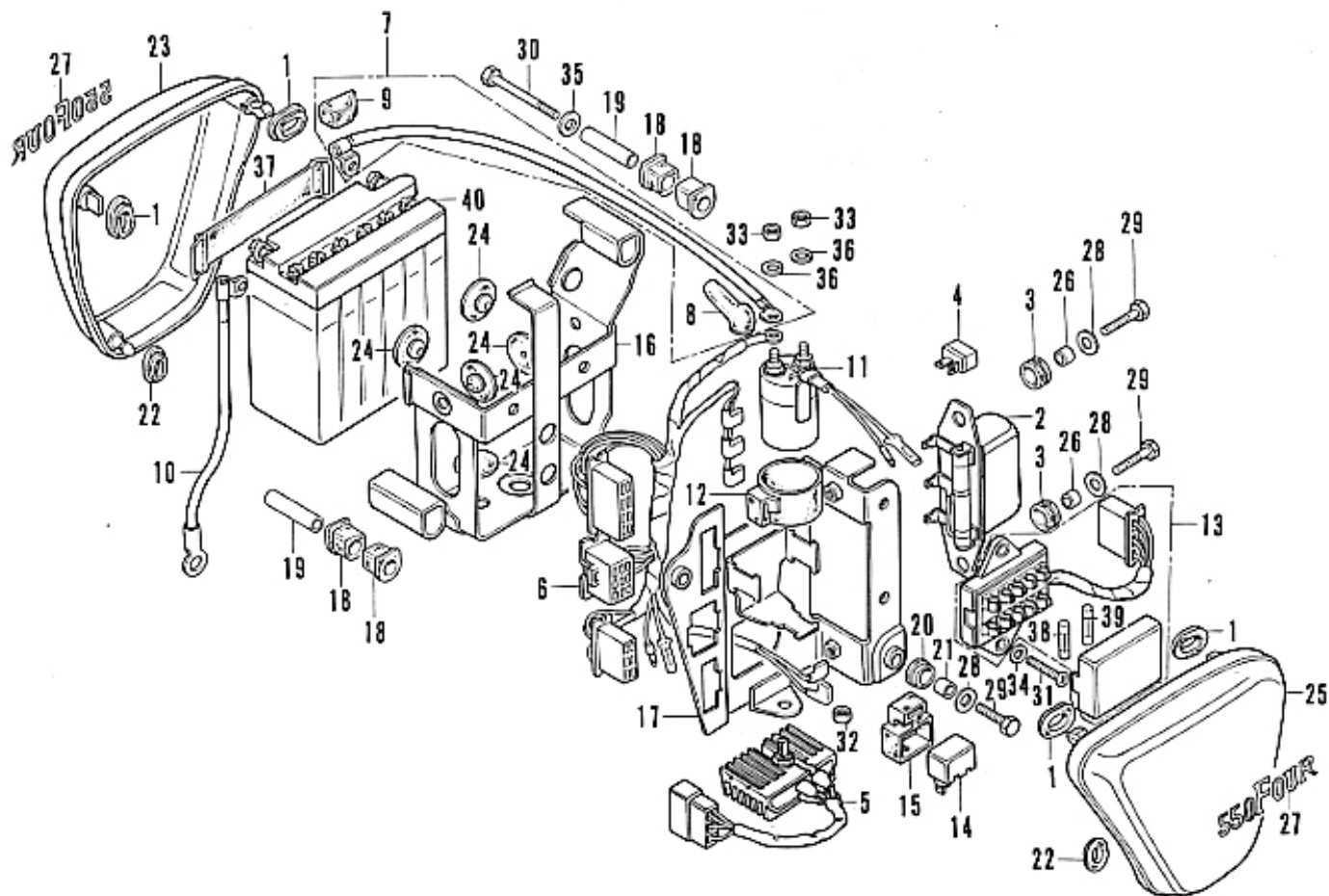
B390-30

## F-14 Side Cover - Battery - Regulator

Ref. No.	Part No.	Description	Reqd. No. CB550F	Serial No.	Area code
1	17247-303-000	GROMMET A; AIR CLEANER CASE	4		
2	31400-300-035	REGULATOR ASSY. (HITACHI)	1		
3	31403-323-000	RUBBER; REGULATOR CUSHION	2		
4	31700-124-003	RECTIFIER ASSY	1		
5	31700-333-008	RECTIFIER ASSY	1		
6	32105-390-000	HARNES; SUB WIRE	1		
7	32401-323-000	CABLE; BATTERY STARTER	1		
8	32411-253-000	COVER; STARTING MOTOR TERMINAL	1		
9	32412-323-000	COVER; BATTERY TERMINAL	1		
10	32601-323-000	CABLE; BATTERY EARTH	1		
11	35850-375-000	SWITCH ASSY.; STARTER MAGNETIC	1		
12	35856-286-010	RUBBER; MAGNETIC SHOCK	1		
13	38200-377-005	BOX ASSY.; FUSE (DAICHI)	1		
14	38300-292-670	RELAY ASSY.; TURN SIGNAL (SIGNAL STAT)	1		
15	38306-107-670	SUSPENSION; TURN SIGNAL RELAY	1		
16	50325-323-040	BOX; BATTERY	1		
17	50330-390-000	PLATE ELECTRIC	1		
18	50331-323-000	CUSHION; BATTERY BOX	4		
19	50332-323-000	COLLAR; BATTERY BOX	2		
20	80105-061-000	CUSHION A; REAR FENDER	2		



# F-14 Side Cover • Battery • Regulator



B390-30

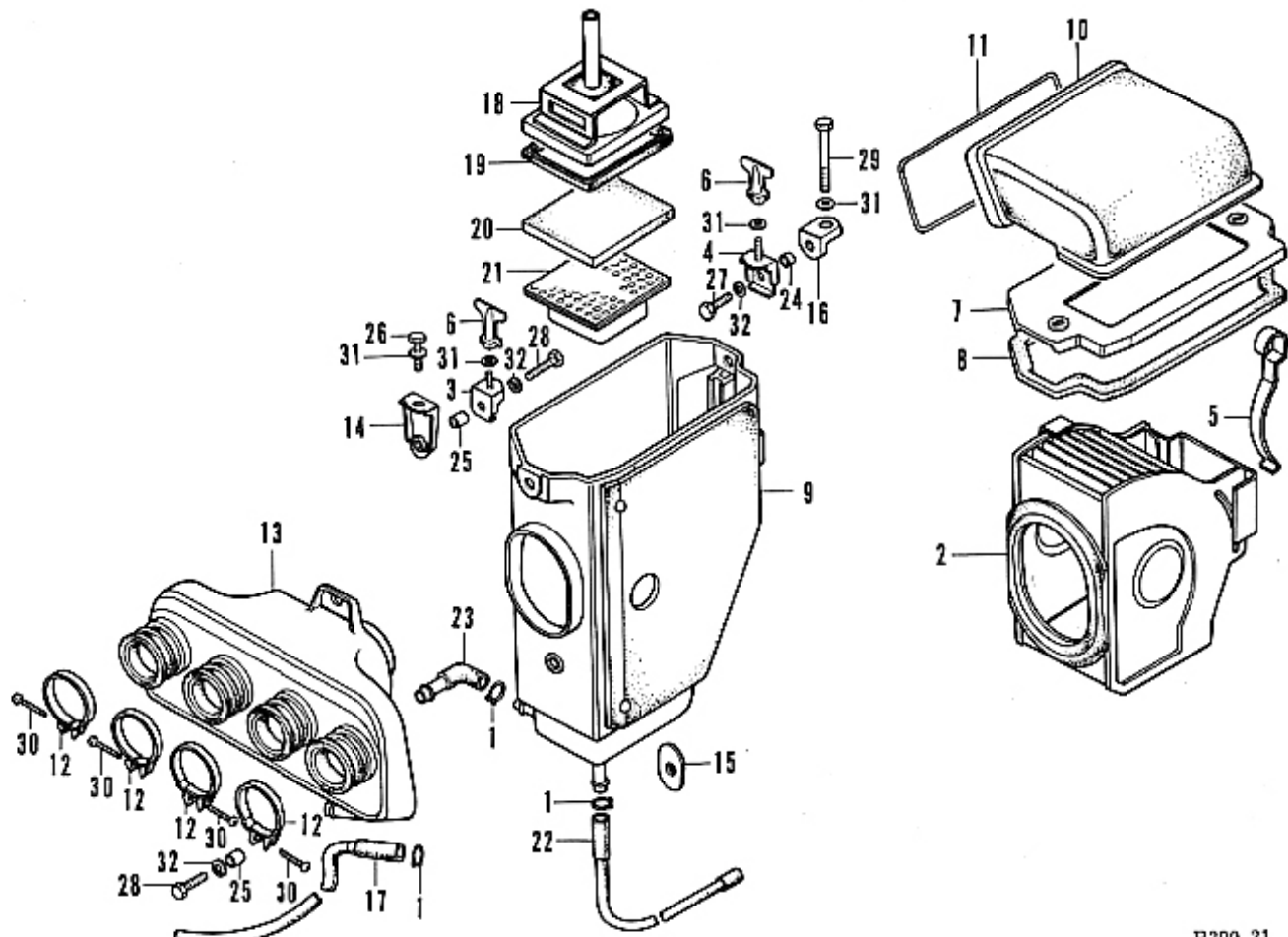


## F-14 Side Cover • Battery • Regulator

Ref. No.	Part No.	Description	Reqd. No. CB550F	Serial No.	Area code
21	8C109-061-000	COLLAR A, REAR FENDER	2		
22	83551-300-000	GROMMET, AIR CLEANER CASE	2		
23	83600-390-000ZA	COVER, RIGHT SIDE *PB-3C-C*	1		
	83600-390-000ZB	COVER, RIGHT SIDE *R-2C-F*	1		
24	83618-323-000	RUBBER, BATTERY EDX	6		
25	83700-390-000ZA	COVER, LEFT SIDE *PB-3C-C*	1		
	83700-390-000ZB	COVER, LEFT SIDE *R-2C-F*	1		
26	84706-286-000	COLLAR, NUMBER BRACKET SET	2		
27	87124-390-000	EMBLEM, SIDE COVER	2		
28	90581-701-000	WASHER, 18MM	4		
29	92000-06020	BOLT, HEX., 6X20	4		
30	92000-08065-0A	BOLT, HEX., 8X65	1		
31	93500-06016	SCREW, PAN, 6X16	2		
32	94001-08000-0S	NUT, HEX., 8MM	1		
33	94002-06080	NUT, HEX., 6MM	2		
34	94101-06000	WASHER, PLAIN, 6MM	2		
35	94101-08000	WASHER, PLAIN, 8MM	1		
36	94111-06800	WASHER, SPRING, 6MM	2		
37	95012-17000	BAND A, BATTERY	1		
38	98200-20700	FUSE, 7A	3		
39	98200-21500	FUSE, 15A	2		
40	98202-22250	BATTERY ASSY.	1		



# F-15 Air Cleaner



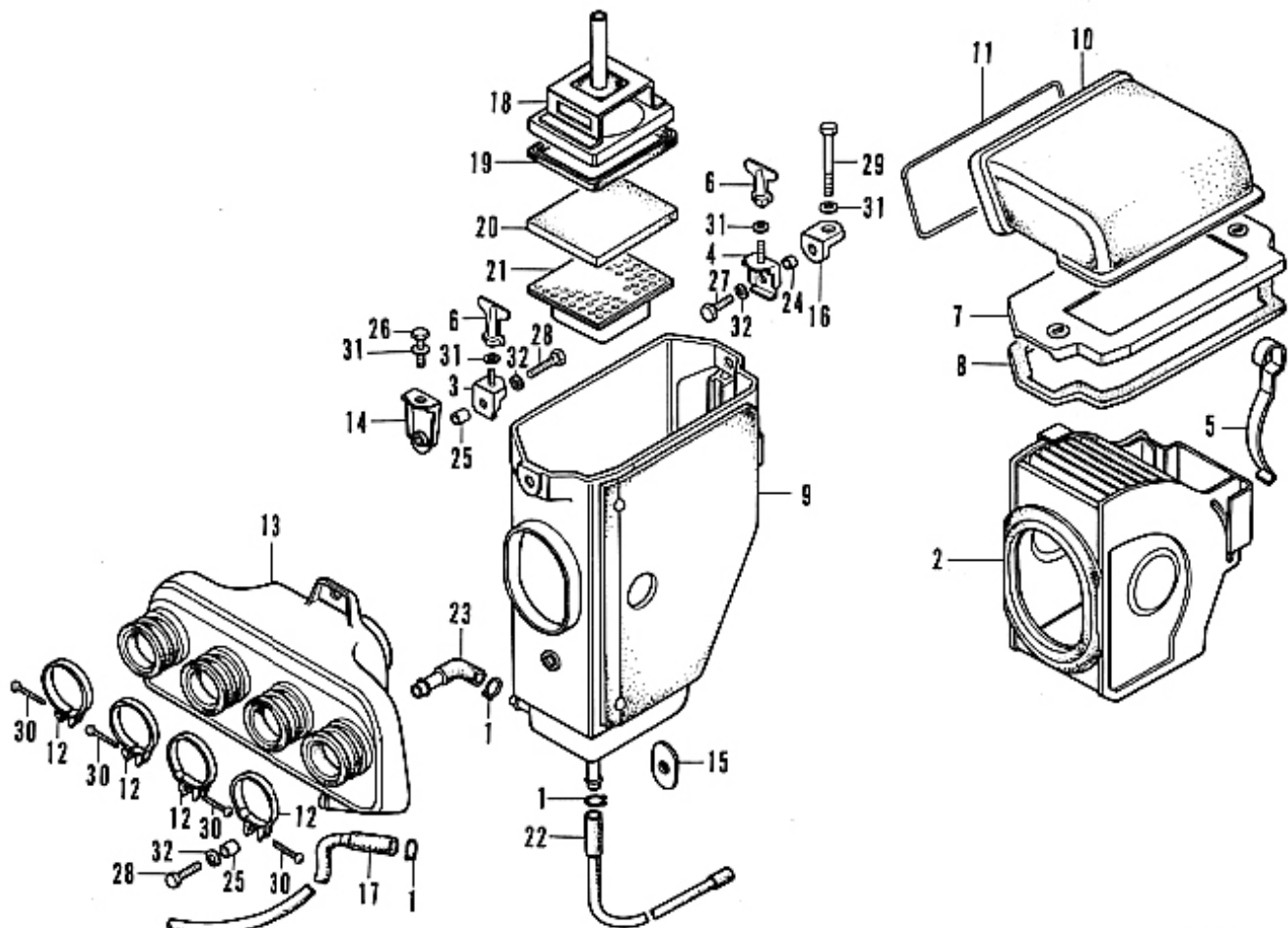
B390-31

## F-15 Air Cleaner

Ref. No.	Part No.	Description	Reqd. No. CB350F	Serial No.	Area code
1	15772-292-010	CLIP, BREATHER TUBE	3		
2	17210-390-003	ELEMENT COMP., AIR CLEANER	1		
3	17214-390-000	STAY, A AIR CLEANER COVER	1		
4	17215-390-000	STAY, B AIR CLEANER COVER	1		
5	17216-323-020	SPRING, CLEANER ELEMENT	1		
6	17216-390-000	NUT, AIR CLEANER COVER SET	2		
7	17220-390-000	COVER COMP., AIR CLEANER	1		
8	17221-390-300	RUBBER, AIR CLEANER CASE SEAL	1		
9	17233-390-003	CASE ASSY., AIR CLEANER	1		
10	17240-390-000	DUCT, AIR CLEANER INLET	1		
11	17242-390-000	WIRE, INLET DUCT	1		
12	17255-323-000	BAND A, CLEANER CONNECTING TUBE	4		
13	17310-323-000B	CHAMBER COMP., AIR CLEANER	1		
14	17317-323-010	STAY, AIR CLEANER	1		
15	17318-323-000	WASHER, ELEMENT SETTING	1		
16	17319-323-000	STAY, AIR CLEANER REAR	1		
17	17335-323-000	TUBE ASSY., BREATHER	1		
18	17350-374-003	COVER, AIR CLEANER ELEMENT	1		
19	17351-374-003	SEAL, ELEMENT COVER	1		
20	17352-374-003	ELEMENT	1		



# F-15 Air Cleaner

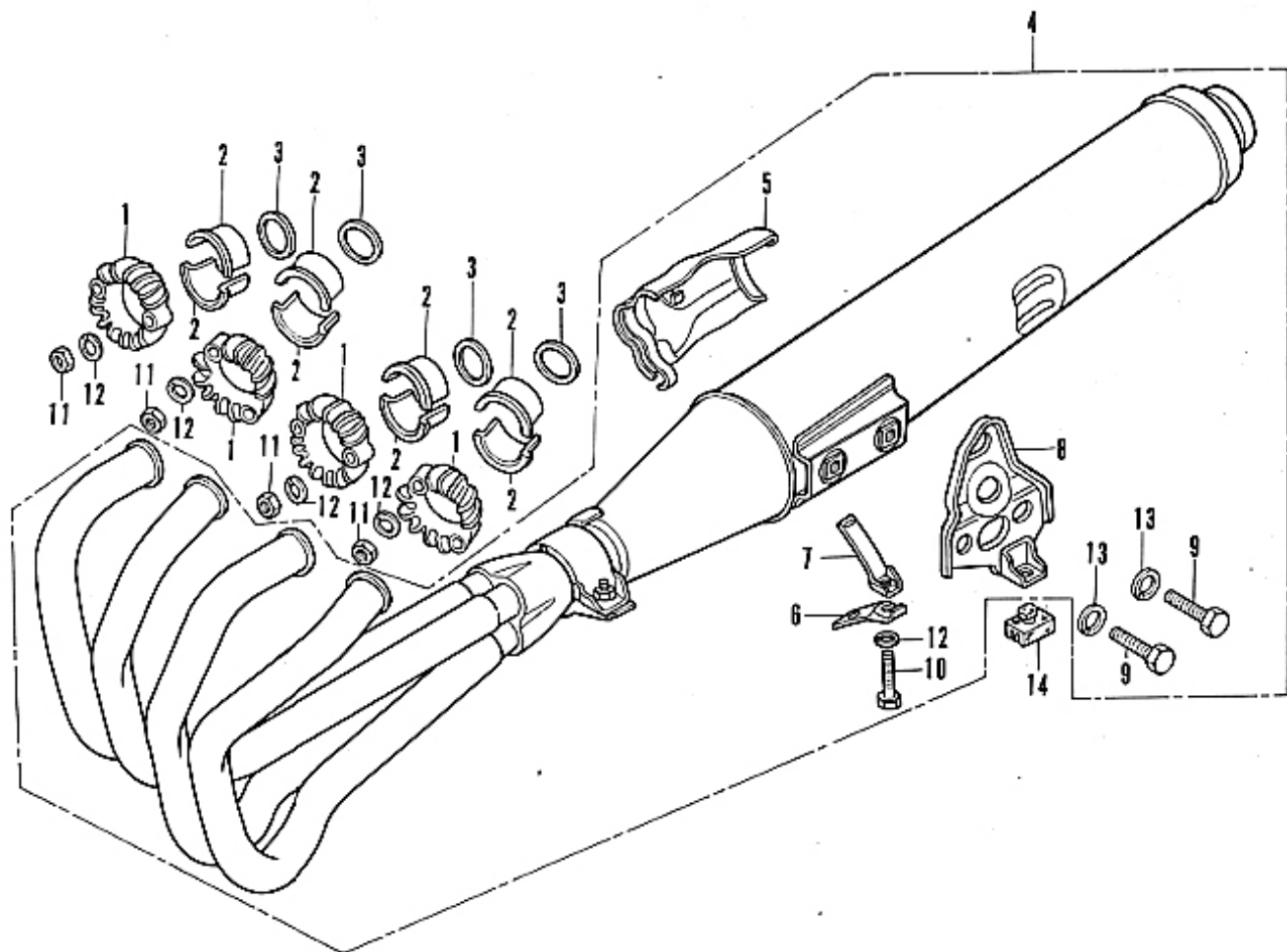


B390-31

## F-15 Air Cleaner

Ref. No.	Part No.	Description	Reqd. No. CB550F	Serial No.	Area code
21	17353-374-003	PLATE, SEAL	1		
22	17358-374-000	TUBE ASSY., DRAIN	1		
23	17359-374-000	PIECE, AIR CLEANER JOINT	1		
24	61309-303-810	COLLAR, BUZZER SETTING	1		
25	84705-310-000	COLLAR, REAR FENDER	2		
26	92000-06012	BOLT, HEX., 6X12	1		
27	92000-06016	BOLT, HEX., 6X16	1		
28	92000-06025	BOLT, HEX., 6X25	2		
29	92000-06040	BOLT, HEX., 6X40	1		
30	93500-04020-0A	SCREW, PAN, 4X20	4		
31	94101-06000	WASHER, PLAIN, 6MM	4		
32	94111-06000	WASHER, SPRING, 6MM	3		

# F-16 Exhaust Muffler



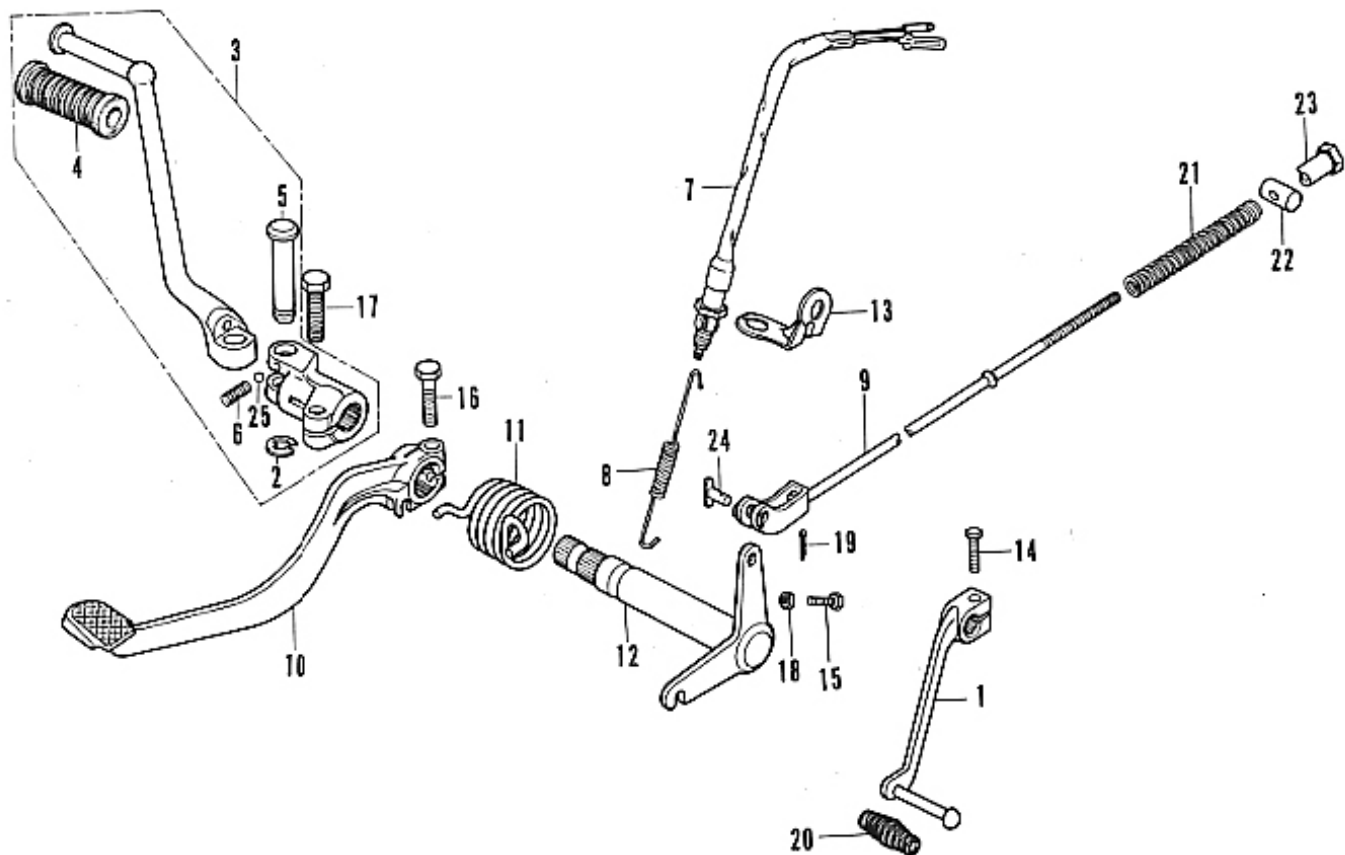
B390-32

## F-16 Exhaust Muffler

Ref. No.	Part No.	Description	Reqd. No. CB550F	Serial No.	Area code
1	18231-323-000	JOINT, EXHAUST PIPE	4		
2	18233-107-000	COLLAR, EXHAUST PIPE JOINT	8		
3	18291-390-000	GASKET, EXHAUST PIPE	4		
4	18300-390-000	MUFFLER COMP., EXHAUST	1		
5	18325-390-000	PROTECTOR, EXHAUST PIPE	1		
6	18326-390-000	BAND, A PROTECTOR	1		
7	18327-390-000	BAND, B PROTECTOR	1		
8	18350-390-000	STAY, MUFFLER	1		
9	92000-08016-0A	BOLT, HEX., 8X16	2		
10	92025-06025	BOLT, HEX., 6X25	1		
11	94001-06000	NUT, HEX., 6MM	8		
12	94111-06000	WASHER, SPRING, 6MM	9		
13	94111-08000	WASHER, SPRING, 8MM	2		
14	95011-61000	RUBBER A, STAND STOPPER	1		



# F-17 Change & Brake Pedals • Kick Starter Arm



B390-33



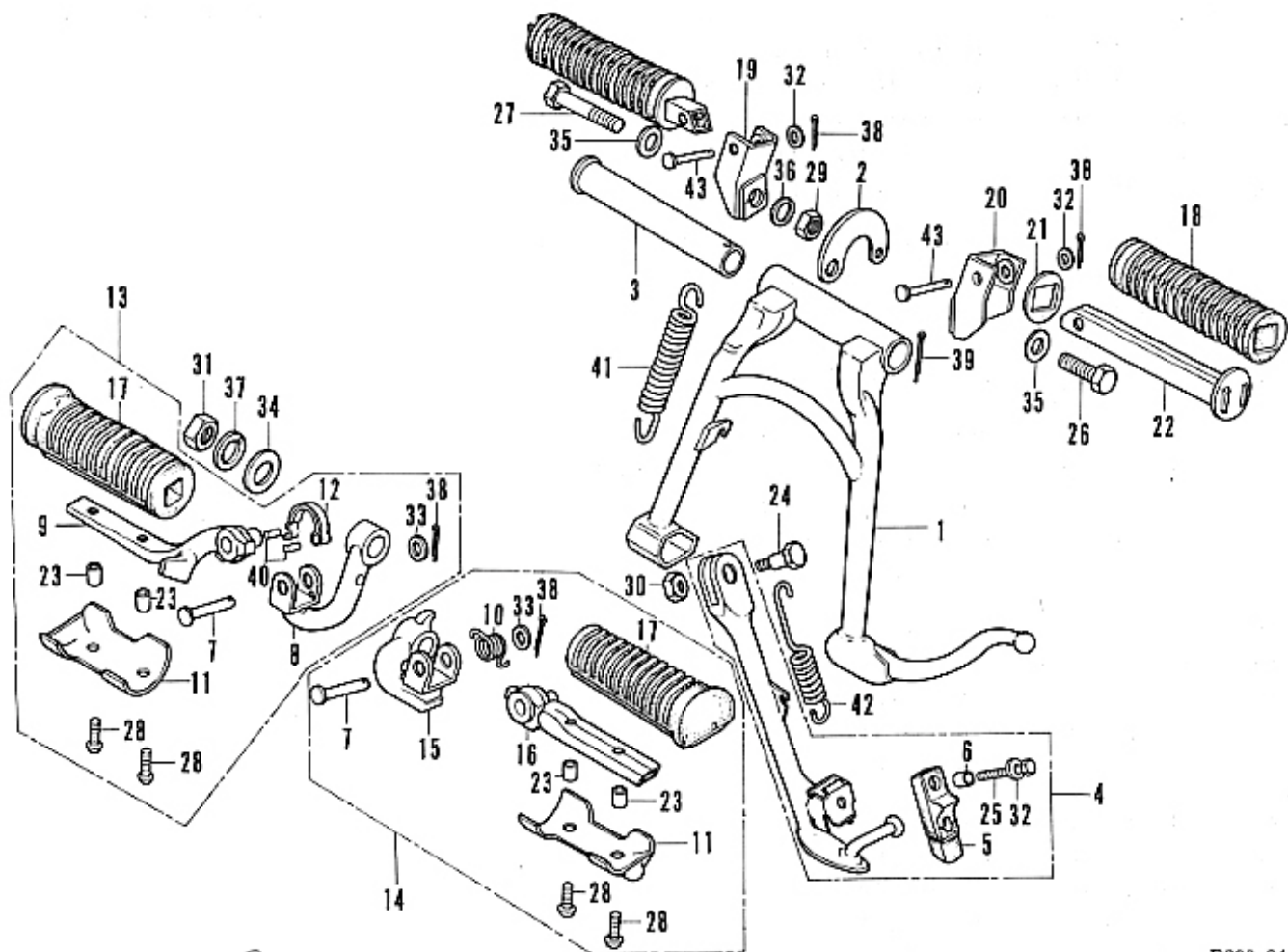


## F-17 Change & Brake Pedals • Kick Starter Arm

Ref. No.	Part No.	Description	Reqd. No. CB550F	Serial No.	Area code
1	24700-390-000	PEDAL, GEAR CHANGE	1		
2	28293-250-000	CLIP, KICK STARTER KNUCKLE PIN	1		
3	28300-390-000	ARM COMP., KICK STARTER	1		
4	28311-329-000	RUBBER, KICK STARTER	1		
5	28321-390-000	PIN, KICK STARTER KNUCKLE	1		
6	28333-300-000	SPRING, KICK STARTER STOPPER	1		
7	35350-292-003	SWITCH ASSY., STOP	1		
8	35357-011-000	SPRING, STOP SWITCH	1		
9	43451-323-010	ROD, REAR BRAKE	1		
10	46500-390-000	PEDAL COMP., BRAKE	1		
11	46514-390-000	SPRING, BRAKE PEDAL	1		
12	46515-390-000	SHAFT COMP., REAR BRAKE PIVOT	1		
13	5C157-390-000	BRACKET, STOP SWITCH	1		
14	92000-06020	BOLT, HEX., 6X20	1		
15	92000-06035	BOLT, HEX., 6X35	1		
16	92000-08028-0A	BOLT, HEX., 8X28	1		
17	93200-08028-0A	BOLT, HEX., 8X28	1		
18	94002-06000	NUT, HEX., 6MM	1		
19	94201-16150	PIN, SPLIT, 1.6X15	1		
20	95011-40000	RUBBER, CHANGE PEDAL	1		
21	95014-73300	SPRING C, BRAKE ROD	1		
22	95015-32001	JOINT, BRAKE ARM	1		
23	95015-42000	NUT B, ADJUST	1		
24	95015-52000	PIN B, JOINT	1		
25	96211-08000	BALL, STEEL, #8	1		



# F-18 Step • Stand



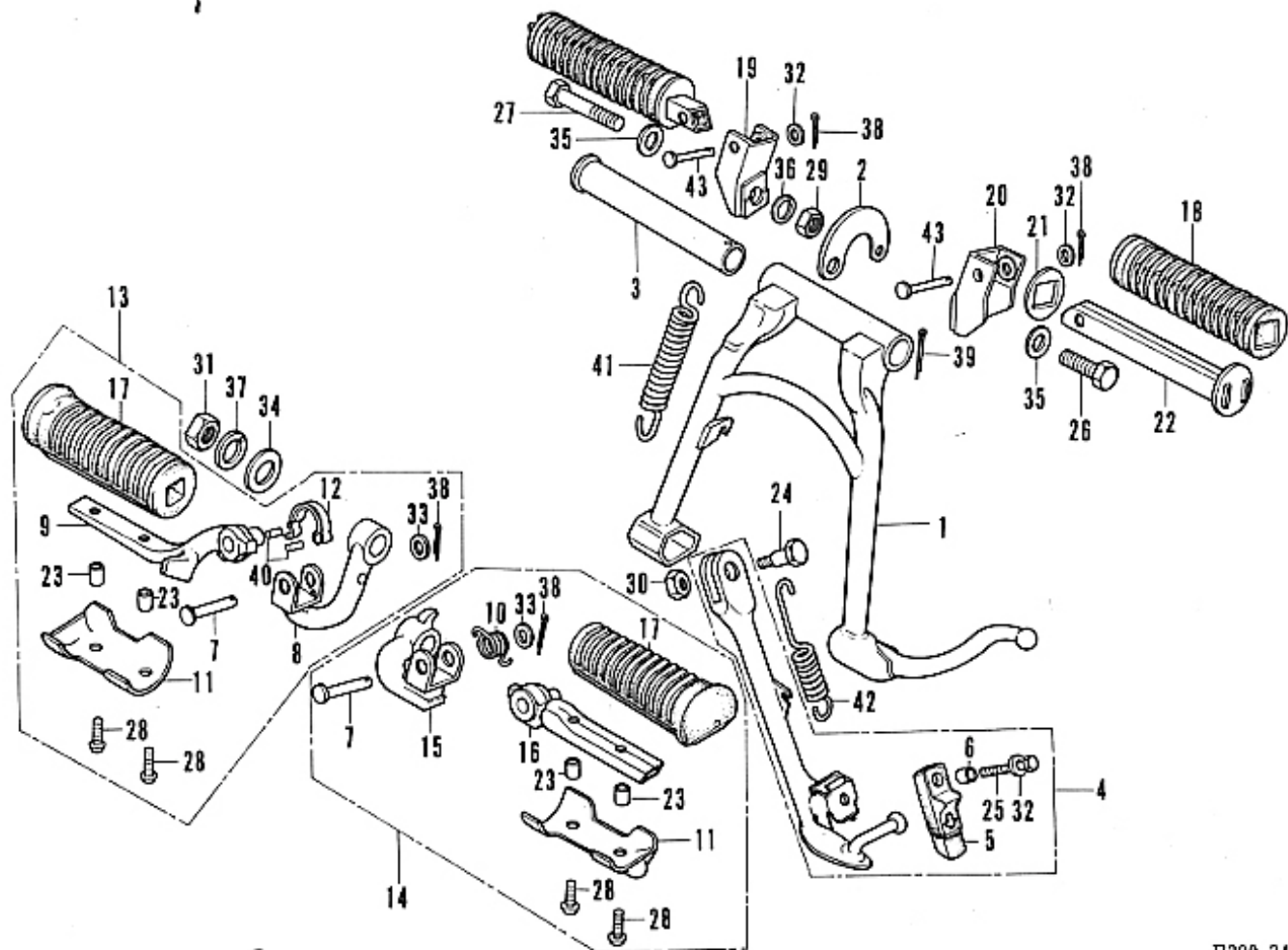
B390-34

## F-18 Step - Stand

Ref. No.	Part No.	Description	Reqd. No. CB550F	Serial No.	Area code
1	50500-390-300	STAND COMP., MAIN	1		
2	50523-300-010	PLATE, MAIN STAND SPRING	1		
3	50526-300-000	PIPE, MAIN STAND PIVOT	1		
4	50540-390-000	BAR ASSY., SIDE STAND	1		
5	50548-356-700	RUBBER, STAND	1		
6	50549-356-700	COLLAR, STAND RUBBER SET	1		
7	50603-033-000	PIN, STEP BAR JOINT	2		
8	50615-390-000	BAR COMP., RIGHT STEP	1		
9	50616-390-000	ARM, RIGHT STEP	1		
10	50617-283-000	SPRING, RIGHT STEP RETURN	1		
11	50619-375-000	STOPPER, STEP RUBBER	2		
12	50620-377-000	SPRING, RIGHT STEP RETURN	1		
13	50630-390-000	STEP ASSY., RIGHT	1		
14	50640-390-000	STEP ASSY., LEFT	1		
15	50641-390-000	BAR COMP., LEFT STEP	1		
16	50642-390-000	ARM, LEFT STEP	1		
17	50661-369-000	RUBBER, STEP	2		
18	50710-377-000	RUBBER, PILLION STEP	2		
19	50711-374-670	BRACKET, RIGHT PILLION STEP	1		
20	50712-374-670	BRACKET, LEFT PILLION STEP	1		
21	50712-377-000	WASHER, PILLION STEP	2		
22	50715-377-000	BAR, PILLION STEP	2		
23	84706-286-000	COLLAR, NUMBER BRACKET SET	4		
24	90108-283-000	SCREW, SIDE STAND PIVOT	1		
25	92000-06028	BOLT, HEX., 6X28	1		



# F-18 Step - Stand

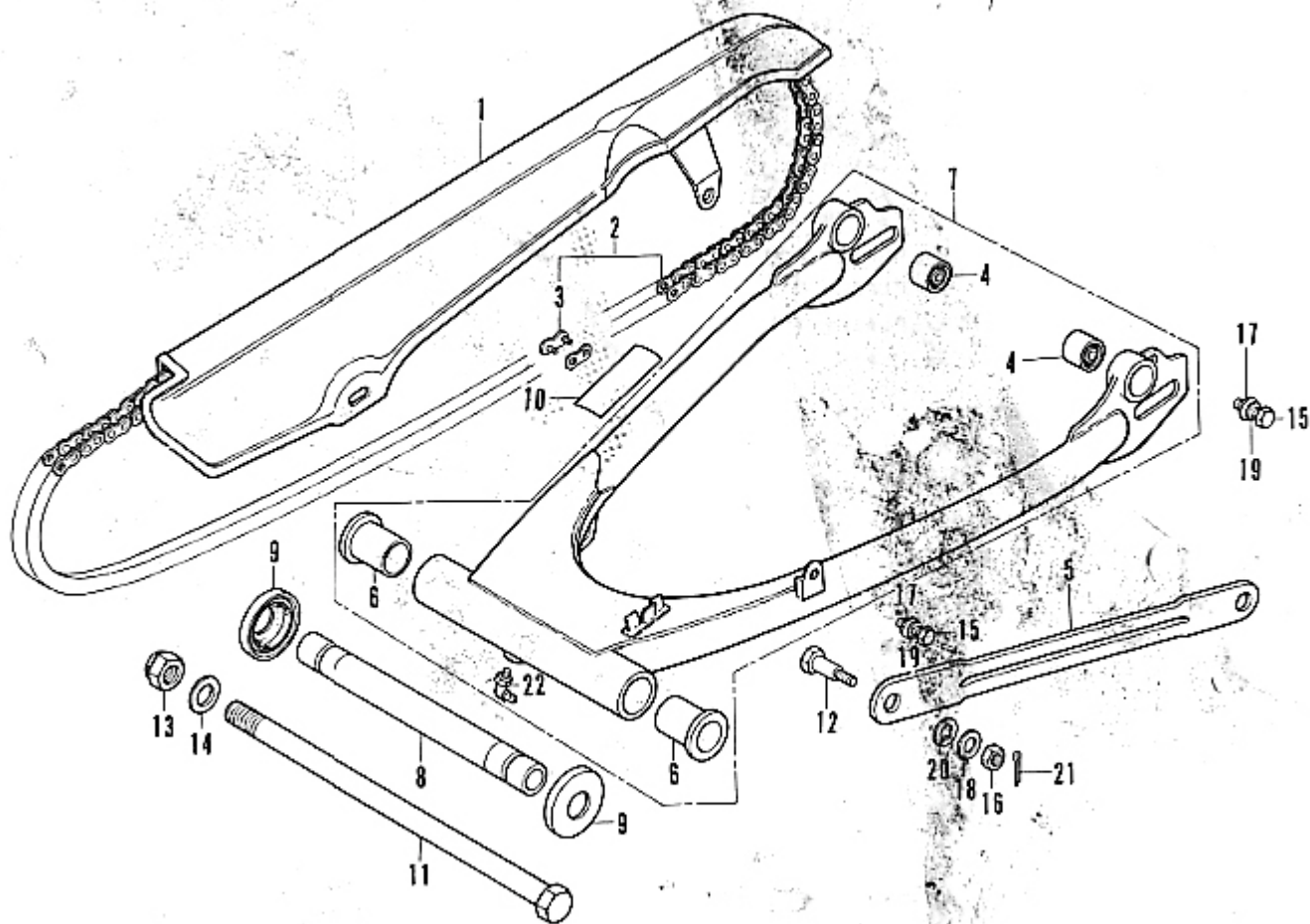


B390-34

## F-18 Step - Stand

Ref. No.	Part No.	Description	Reqd. No. CB550F	Serial No.	Area code
26	92000-10032-0A	BOLT, HEX., 10X32	1		
27	92000-10035-0A	BOLT, HEX., 10X35	1		
28	93500-06018	SCREW, PAN, 6X18	4		
29	94001-10000-0S	NUT, HEX., 10MM	1		
30	94002-10000-0S	NUT, HEX., 10MM	1		
31	94030-12000	NUT, HEX., 12MM	1		
32	94101-06000	WASHER, PLAIN, 6PM	3		
33	94101-08000	WASHER, PLAIN, 8PM	2		
34	94101-12000	WASHER, PLAIN, 12MM	1		
35	94102-10000	WASHER, PLAIN, 10MM	2		
36	94111-10000	WASHER, SPRING, 10MM	1		
37	94111-12000	WASHER, SPRING, 12MM	1		
38	94201-16150	PIN, SPLIT, 1.6X15	4		
39	94201-25250	PIN, SPLIT, 2.5X25	1		
40	94305-40163	PIN, SPRING, 4X16	2		
41	95014-71702	SPRING, C. MAIN STAND	1		
42	95014-72402	SPRING, D. SIDE STAND	1		
43	95015-83000	PIN C. PILLION	2		

# F-19 Rear Fork • Chain



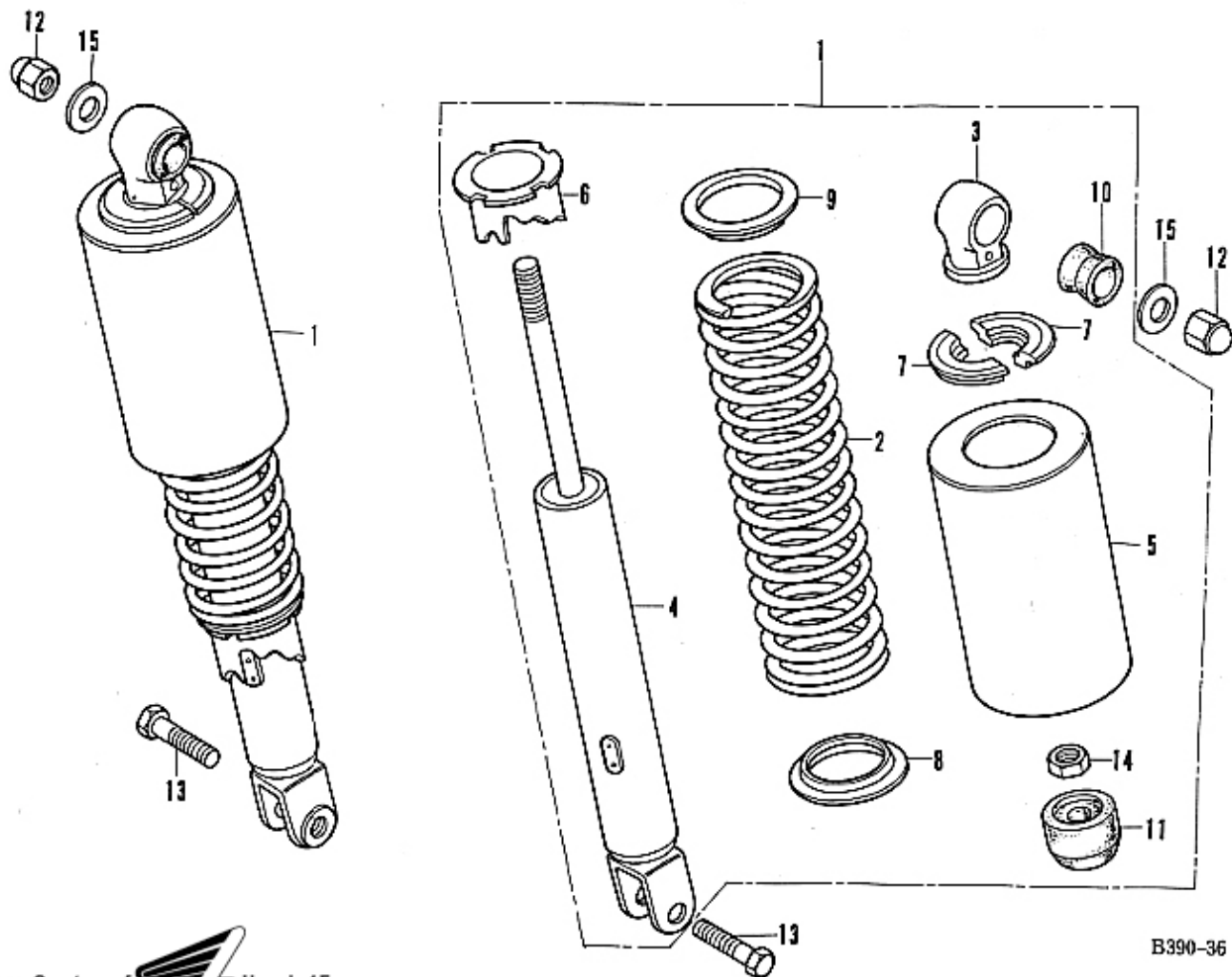
B390-35

## F-19 Rear Fork - Chain

Ref. No.	Part No.	Description	Reqd. No. CB550F	Serial No.	Area code
1	40510-390-000	CASE DRIVE CHAIN	1		
2	40530-341-305	CHAIN, DRIVE (01050HDS-100LE)	1		
3	40531-341-305	JOINT, DRIVE CHAIN (01050HDS)	1		
4	40548-268-000	BUSH, REAR CUSHION UNDER RUBBER	2		
5	43431-286-010	ARM, REAR BRAKE STOPPER	1		
6	52108-457-300	BUSH, REAR FORK PIVOT	2		
7	52110-390-000ZA	FORK ASSY., REAR *NH-1*	1		
8	52141-390-000	COLLER, REAR FORK CENTER	1		
9	52144-362-000	CAP, REAR FORK DUST SEAL	2		
10	87504-028-670	MARK, MUFFLER CAUTION	1		
11	9C121-390-000	BOLT, REAR FORK PIVOT	1		
12	9C133-286-000	BOLT, REAR BRAKE STOPPER ARM	1		
13	9C354-268-000	NUT, SELF LOCK, 14MM	1		
14	9C526-268-000	WASHER, REAR FORK PIVOT BOLT	1		
15	92000-06014	BOLT, HEX., 6X14	2		
16	94001-08000-0	NUT, HEX., 8MM	1		
17	94101-06000	WASHER, PLAIN, 6MM	2		
18	94101-08000	WASHER, PLAIN, 8MM	1		
19	94111-06000	WASHER, SPRING, 6MM	2		
20	94111-10000	WASHER, SPRING, 10MM	1		
21	94201-20180	NIPPLE, SPLIT, 2.0X18	1		
22	94201-80000	NIPPLE, GREACE, B-T6S	1		



# F-20 Rear Shock Absorber



B390-36

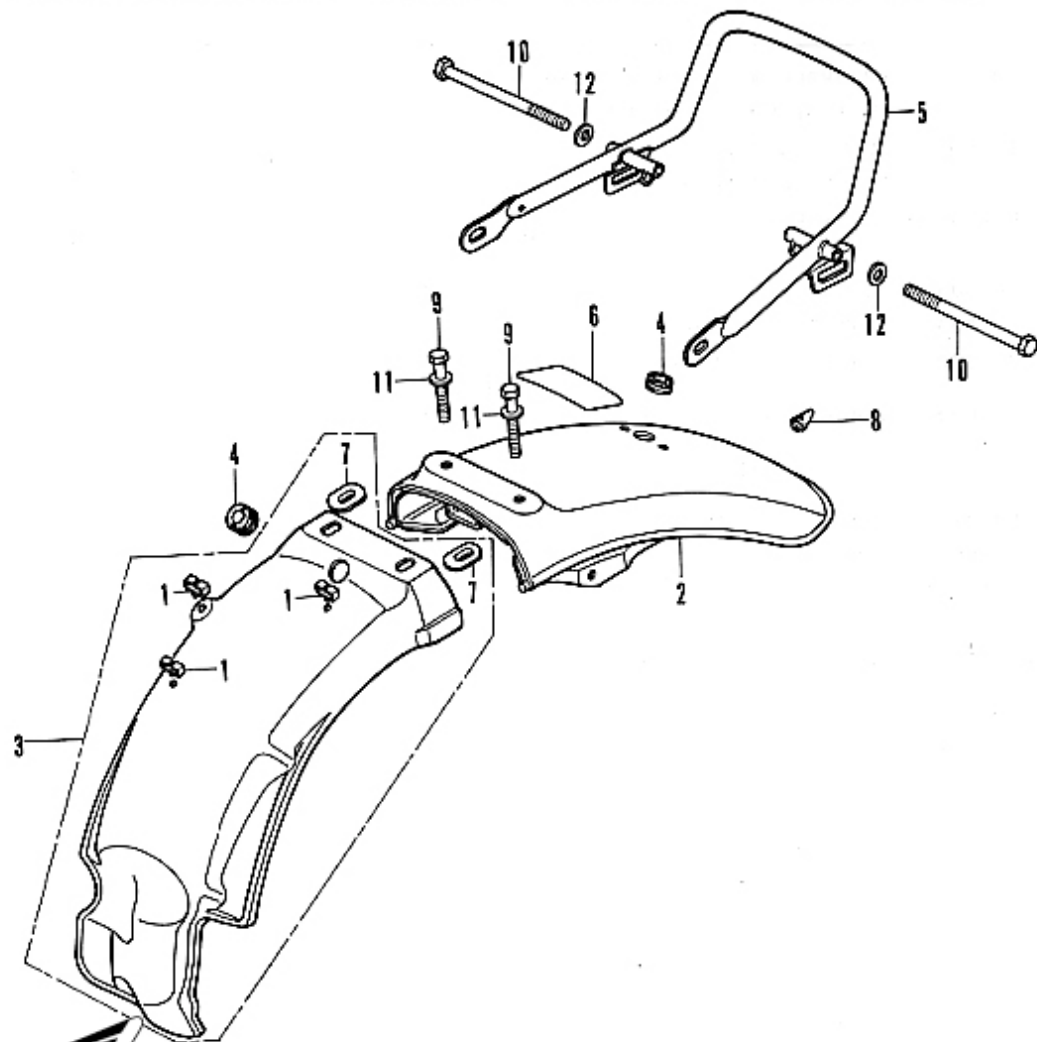


## F-20 Rear Shock Absorber

Ref. No.	Part No.	Description	Reqd. No. CB550F	Serial No.	Area code
1	52400-390-003	ABSORBER ASSY.; REAR SHOCK	2		
2	52401-323-000	SPRING; SHOCK ABSORBER	2		
3	52403-312-000	JOINT; UPPER	2		
4	52410-390-003	ABSORBER COMP.; REAR SHOCK	2		
5	52421-300-000XW	CASE; REAR SHOCK ABSORBER UPPER	2		
6	52422-390-003	ADJUSTER; SPRING	2		
7	52424-331-003	STOPPER; SPRING SEAT	4		
8	52458-329-000	SEAT; REAR SHOCK ABSORBER SPRING UNDER	2		
9	52459-312-003	SEAT; REAR SHOCK ABSORBER SPRING UPPER	2		
10	52484-292-000	RUBBER; JOINT	2		
11	52517-358-771	RUBBER; STOPPER	2		
12	90309-315-000	NUT; REAR SHOCK ABSORBER UPPER	2		
13	93000-10032-0A	BOLT; HEX.; 10X32	2		
14	94002-10000-05	NUT; HEX.; 10MM	2		
15	94101-10200	WASHER; PLAIN; 10MM	2		



## F-21 Rear Fender

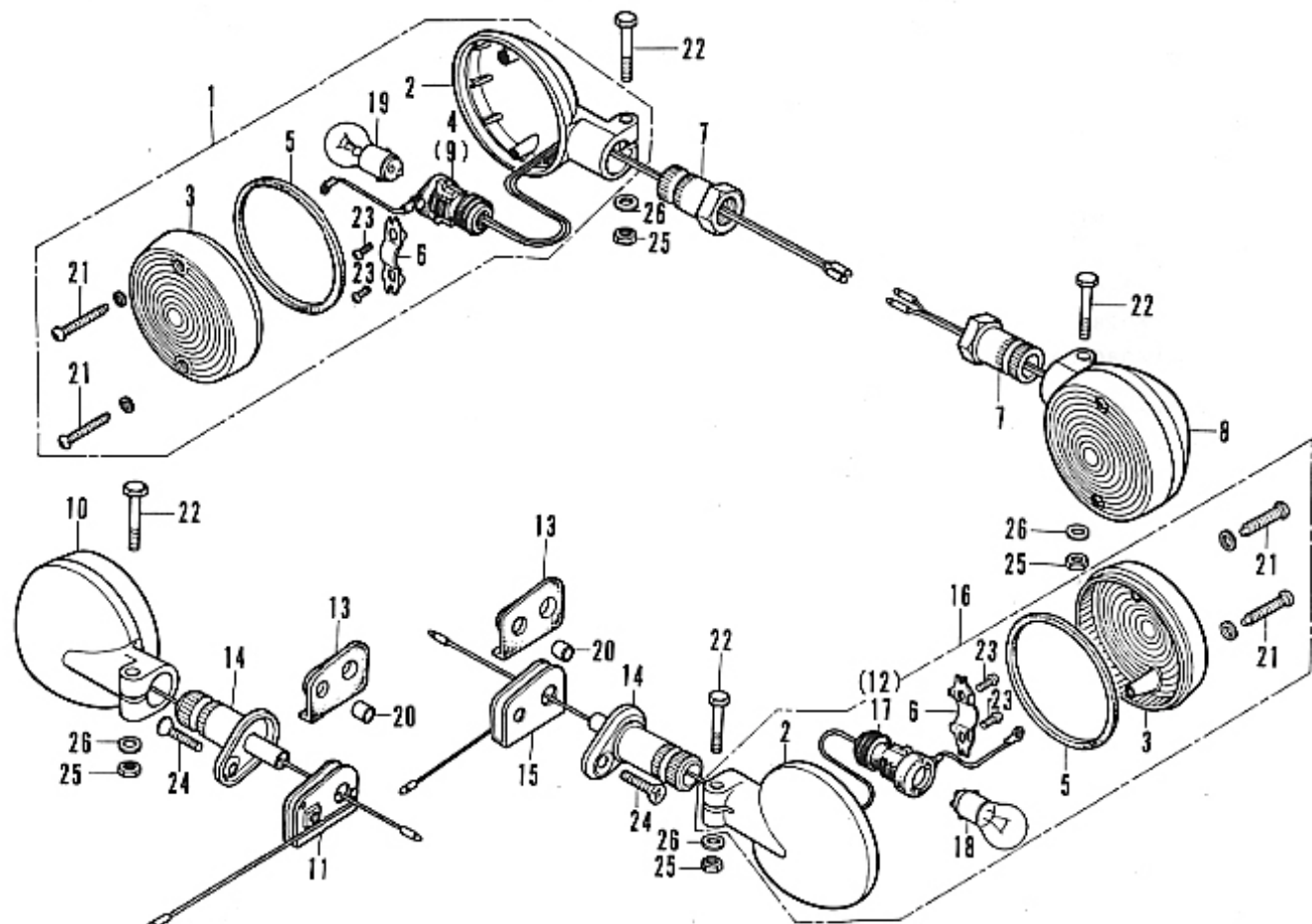


B390-37

## F-21 Rear Fender

Ref. No.	Part No.	Description	Reqd. No. CB550F	Serial No.	Area code
1	32985-300-000	GROMMET, WIRE CORD	3		
2	80100-323-670XW	FENDER A COMP., REAR	1		
3	80101-390-000	FENDER ASSY., B REAR	1		
4	80102-323-000	GROMMET, WIRE CORD	2		
5	84100-390-000	BUMPER, REAR	1		
6	87505-390-670	MARK, TIRE CAUTION	1		
7	90512-300-000	WASHER, 6X20	2		
8	90899-323-610	PLUG, CORN	1		
9	92000-06028	BOLT, HEX., 6X28	2		
10	93000-08080-08	BOLT, HEX., 8X80	2		
11	94101-06000	WASHER, PLAIN, 6MM	2		
12	94101-08200	WASHER, PLAIN, 8MM	2		

## F-22 Turn Signal Light



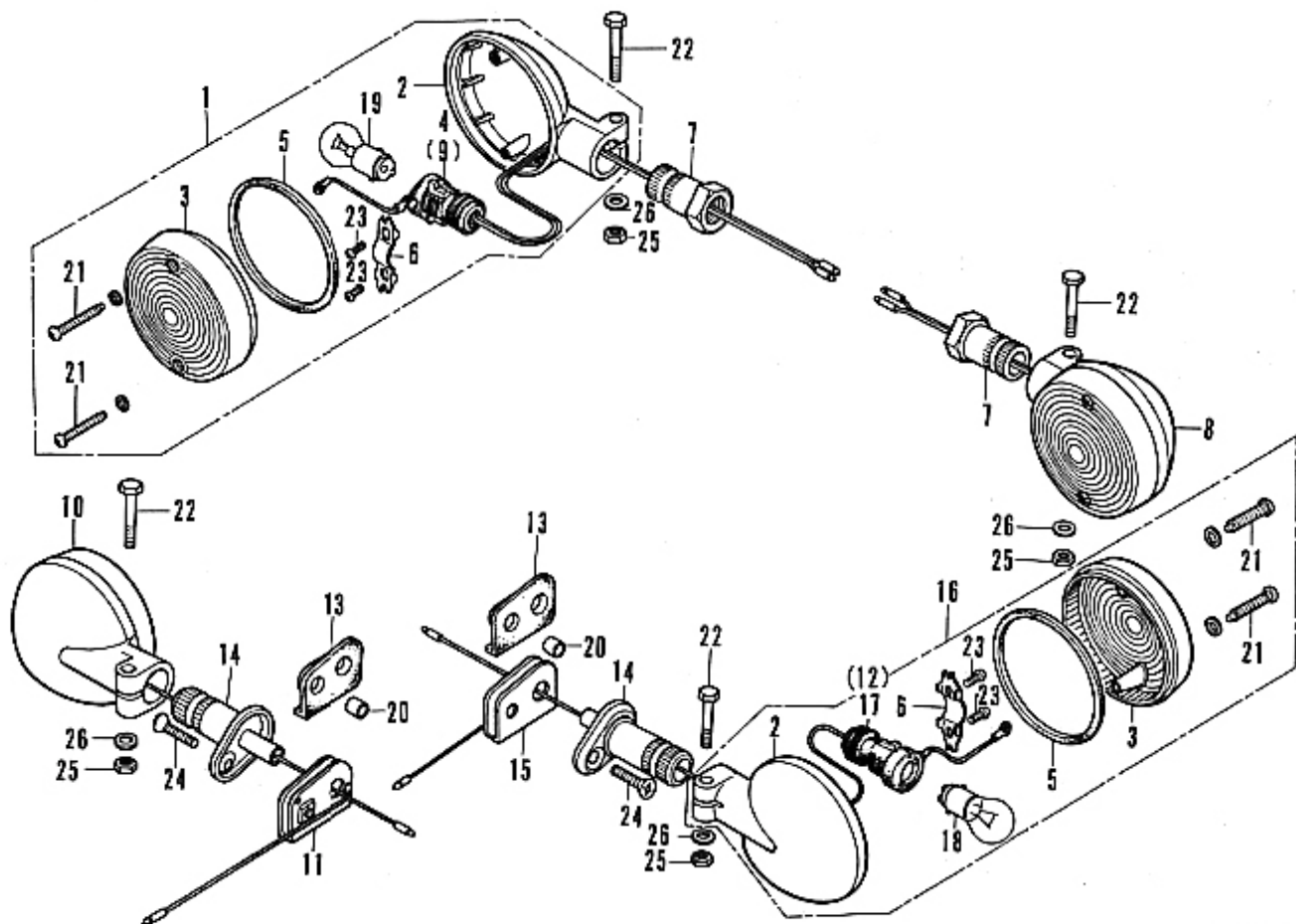
B390-38

## F-22 Turn Signal Light

Ref. No.	Part No.	Description	Reqd. No. C1550F	Serial No.	Area code
1	33400-377-671	SIGNAL ASSY., RIGHT FRONT TURN (12V 32/3CP)	1		
2	33401-377-671	BASE, TURN SIGNAL	4		
3	33402-377-671	LENS, TURN SIGNAL	4		
4	33405-377-671	SOCKET COMP., RIGHT	1		
5	33406-377-671	PACKING, TURN SIGNAL LENS	4		
6	33407-377-671	HOLDER, TURN SIGNAL SOCKET	4		
7	33441-390-000	STAY, FRONT TURN SIGNAL	2		
8	33450-377-671	SIGNAL ASSY., LEFT FRONT TURN (12V 32/3CP)	1		
9	33455-377-671	SOCKET COMP., LEFT	1		
10	33600-374-671	SIGNAL ASSY., RIGHT REAR TURN (12V 32/3CP)	1		
11	33604-374-670	STOPPER, RIGHT TURN SIGNAL	1		
12	33605-374-671	SOCKET COMP., RIGHT REAR TURN SIGNAL	1		
13	33606-374-670	RUBBER, REAR TURN SIGNAL MOUNT	2		
14	33607-374-670	STAY, REAR TURN SIGNAL	2		
15	33609-374-670	STOPPER, LEFT REAR TURN SIGNAL	1		
16	33650-374-671	SIGNAL ASSY., LEFT REAR TURN (12V 32/3CP)	1		
17	33655-374-671	SOCKET COMP., LEFT REAR TURN SIGNAL	1		
18	34905-268-671	BULB, TURN SIGNAL (12V 25W)	2		
19	34906-313-671	BULB, TAIL & STOP LIGHT (12V 23/8W)	2		
20	8C108-061-000	COLLAR A, REAR FENDER	2		



## F-22 Turn Signal Light

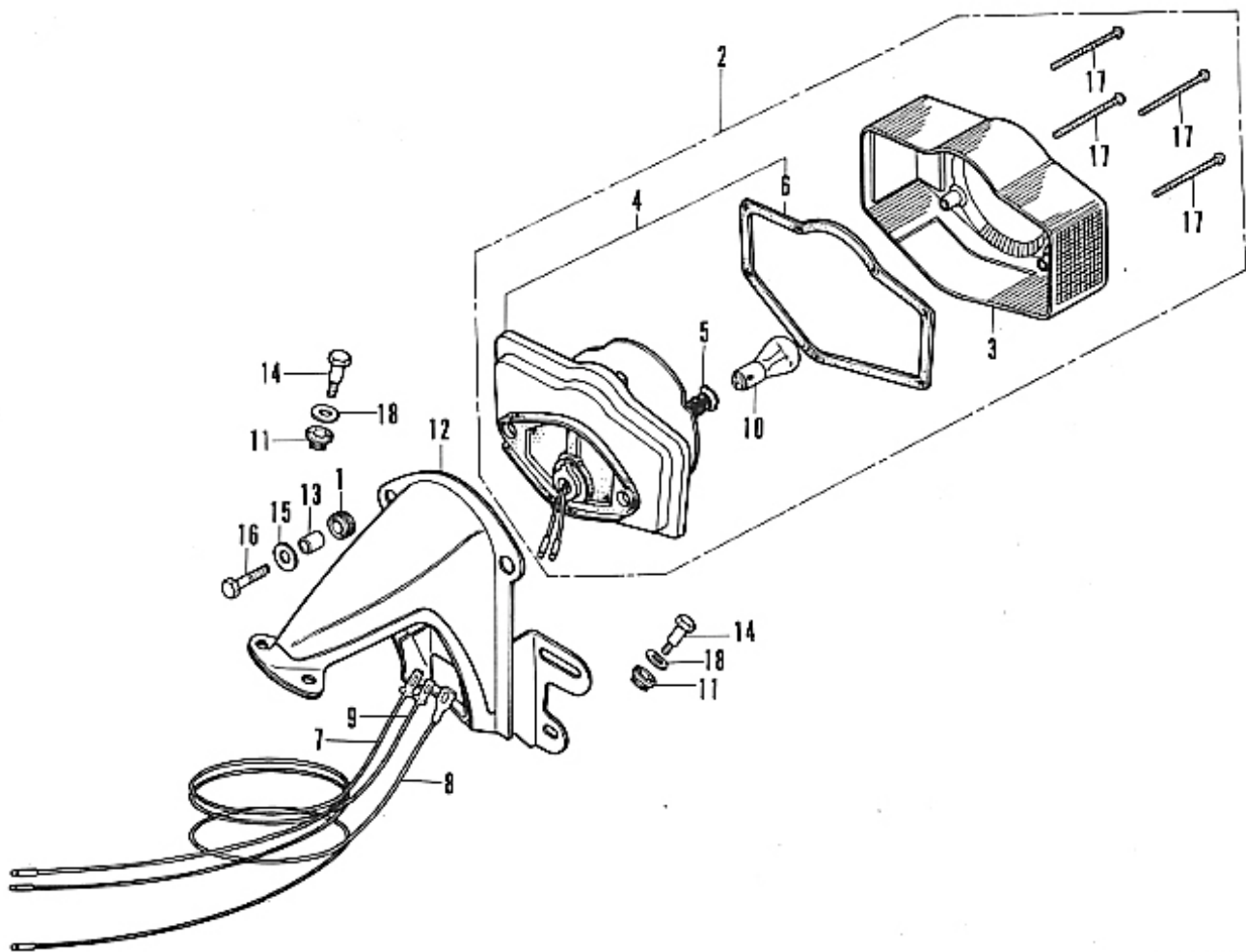


B390-38

## F-22 Turn Signal Light

Ref. No.	Part No.	Description	Reqd. No. CB550F	Serial No.	Area code
21	90192-377-671	SCREW, PAN, 4X25	8		
22	93000-06035-02	BOLT, HEX., 6X35	4		
23	93500-03008-0H	SCREW, PAN, 3X8	8		
24	93700-06025-02	SCREW, OVAL 6X25	2		
25	94001-06000	NUT, HEX., 6MM	4		
26	94101-06000	WASHER, PLAIN, 6MM	4		

## F-23 Tail Light



B390-39

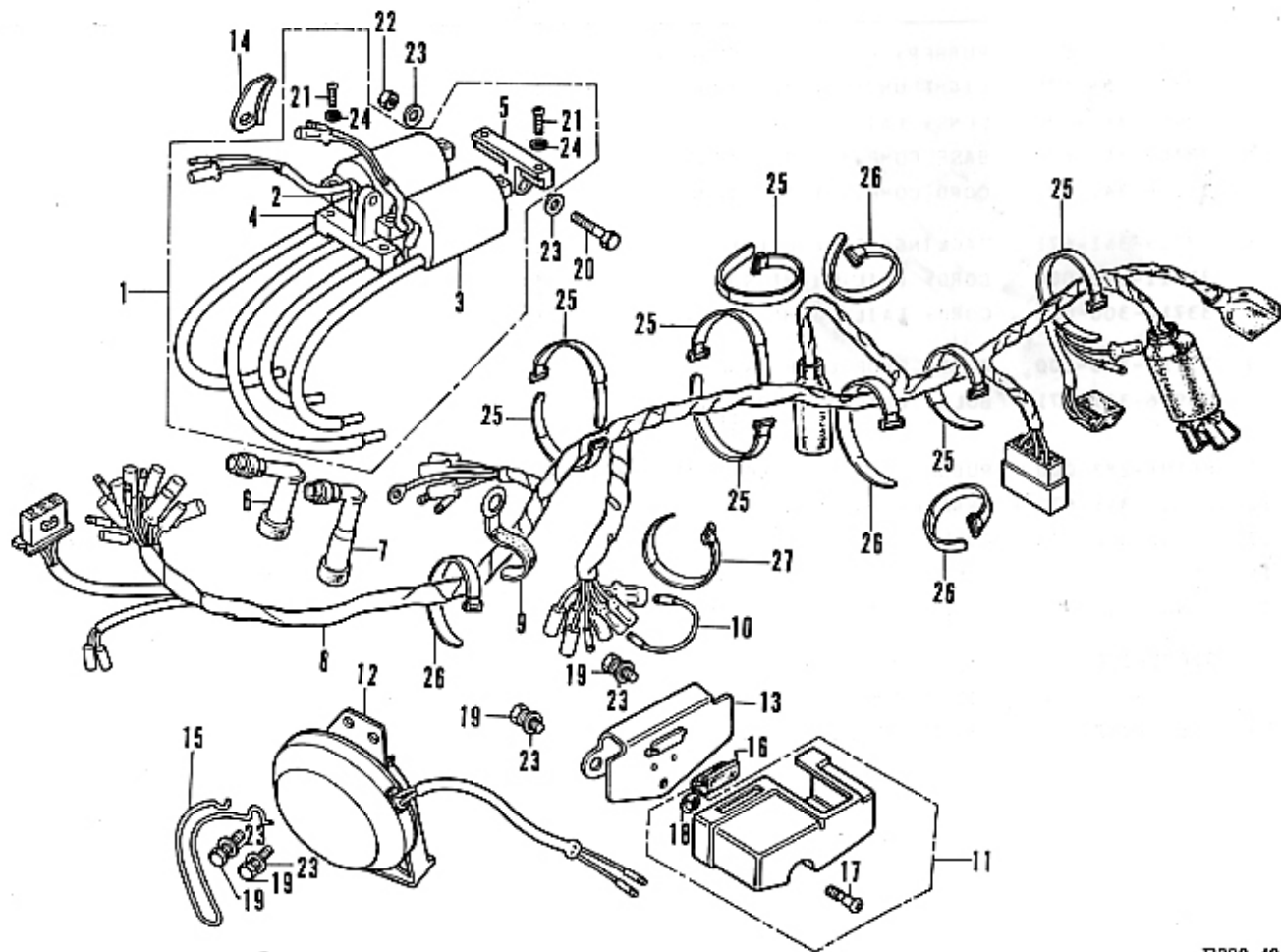


## F-23 Tail Light

Ref. No.	Part No.	Description	Reqd. No. CB550F	Serial No.	Area code
1	31403-300-000	RUBBER, REGULATOR CUSHION	2		
2	33701-354-670	LIGHT UNIT, TAIL (12V 32/3CP)	1		
3	33702-341-671	LENS, TAIL LIGHT	1		
4	33703-354-671	BASE COMP., TAIL LIGHT	1		
5	33708-341-671	CORD COMP., TAIL LIGHT	1		
6	33709-341-671	PACKING, TAIL LIGHT LENS	1		
7	33711-323-000	CORD, TAIL LIGHT SUB	1		
8	33712-300-003	CORD, TAIL LIGHT EARTH (STANLEY)	1		
9	33713-323-000	CORD, STOP LIGHT SUB	1		
10	34906-341-671	BULB, TAIL & STOP LIGHT (12V 32/3CP)	1		
11	8C101-283-000	RUBBER, REAR FENDER CUSHION	4		
12	84701-341-670XW	BRACKET, NUMBER PLATE	1		
13	84706-378-000	COLLAR, TAIL LIGHT UNIT	2		
14	9C162-292-000	BOLT, FRONT FENDER SETTING	4		
15	9C581-342-000	WASHER, 20MM	2		
16	92000-05025-0A	BOLT, HEX., 5X25	2		
17	93500-04055-0B	SCREW, PAN, 4X55	4		
18	94101-08200	WASHER, PLAIN., 8MM	4		



# F-24 Wire Harness • Ignition Coil • Horn

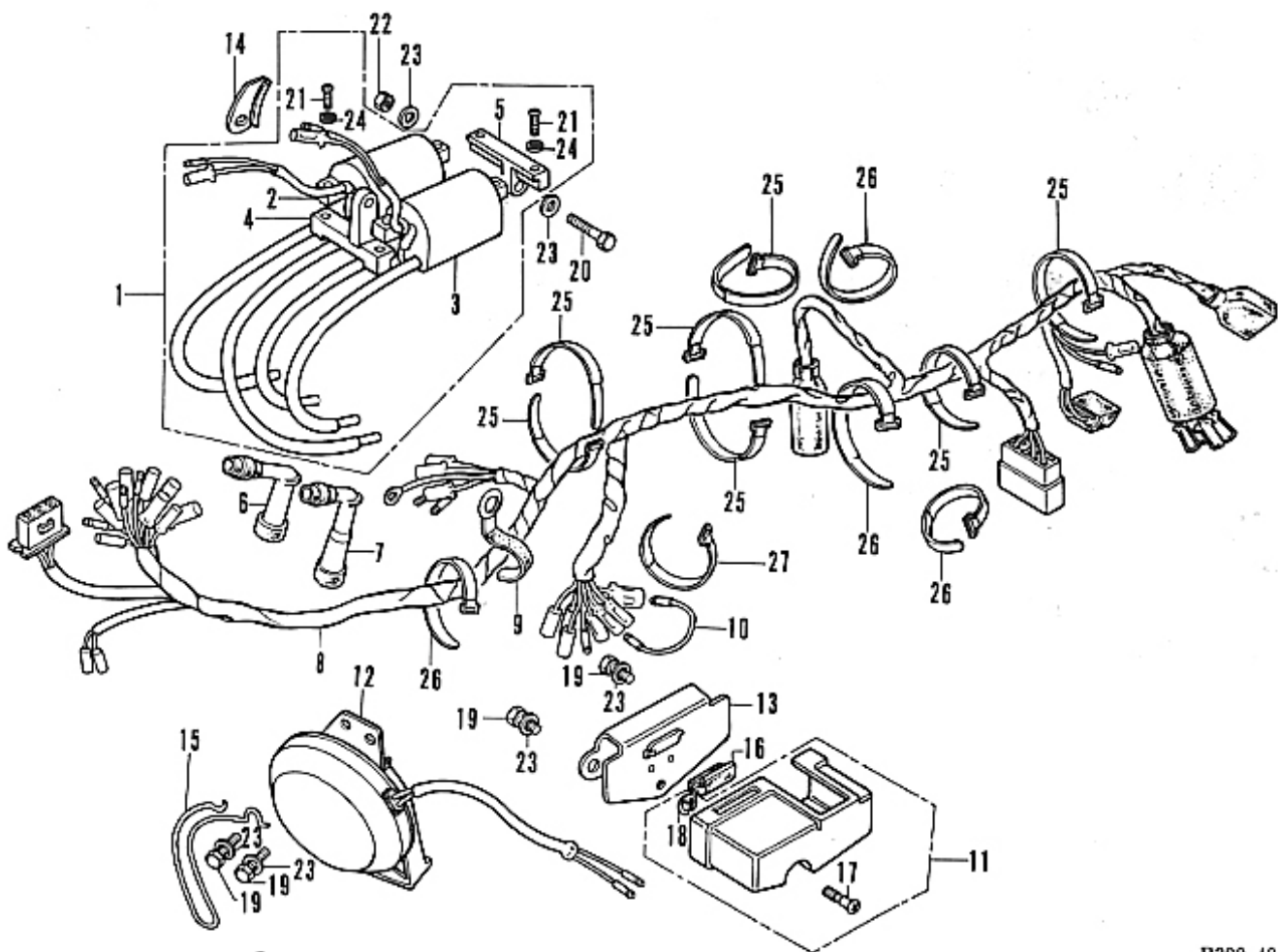


B390-40

## F-24 Wire Harness • Ignition Coil • Horn

Ref. No.	Part No.	Description	Reqd. No. CB550F	Serial No.	Area code
1	30500-323-023	COIL ASSY., IGNITION	1		
2	30501-323-003	COIL, RIGHT IGNITION	1		
3	30502-323-003	COIL, LEFT IGNITION	1		
4	30511-300-000	BRACKET, IGNITION COIL	1		
5	30512-323-000	BRACKET B, IGNITION COIL	1		
6	30700-300-010	CAP ASSY. A, NOISE SUPPRESSER	2		
7	30701-323-013	CAP ASSY. B, NOISE SUPPRESSER	2		
8	32100-390-000	HARNESS WIRE	1		
9	32171-323-000	CLIP, WIRE HARNESS	1		
10	32200-390-670	SUB CORD, HARNESS	1		
11	32400-390-000	BOX, HARNESS	1		
12	38100-300-023	HORN ASSY. (MITSUBA)	1		
13	50107-390-000	PLATE HARNESS BOX	1		
14	50400-323-000	PROTECTOR, IGNITION COIL WIRE	1		
15	50462-323-000	CLAMP, TACHOMETER CABLE	1		
16	83621-333-000	GROMMET, SIDE COVER	1		
17	90088-612-000	SCREW, PAN, 5X12	1		
18	90601-816-000	CIR CLIP, 5MM	1		
19	92000-06012	BOLT, HEX., 6X12	4		
20	92000-06025	BOLT, HEX., 6X25	2		

# F-24 Wire Harness • Ignition Coil • Horn



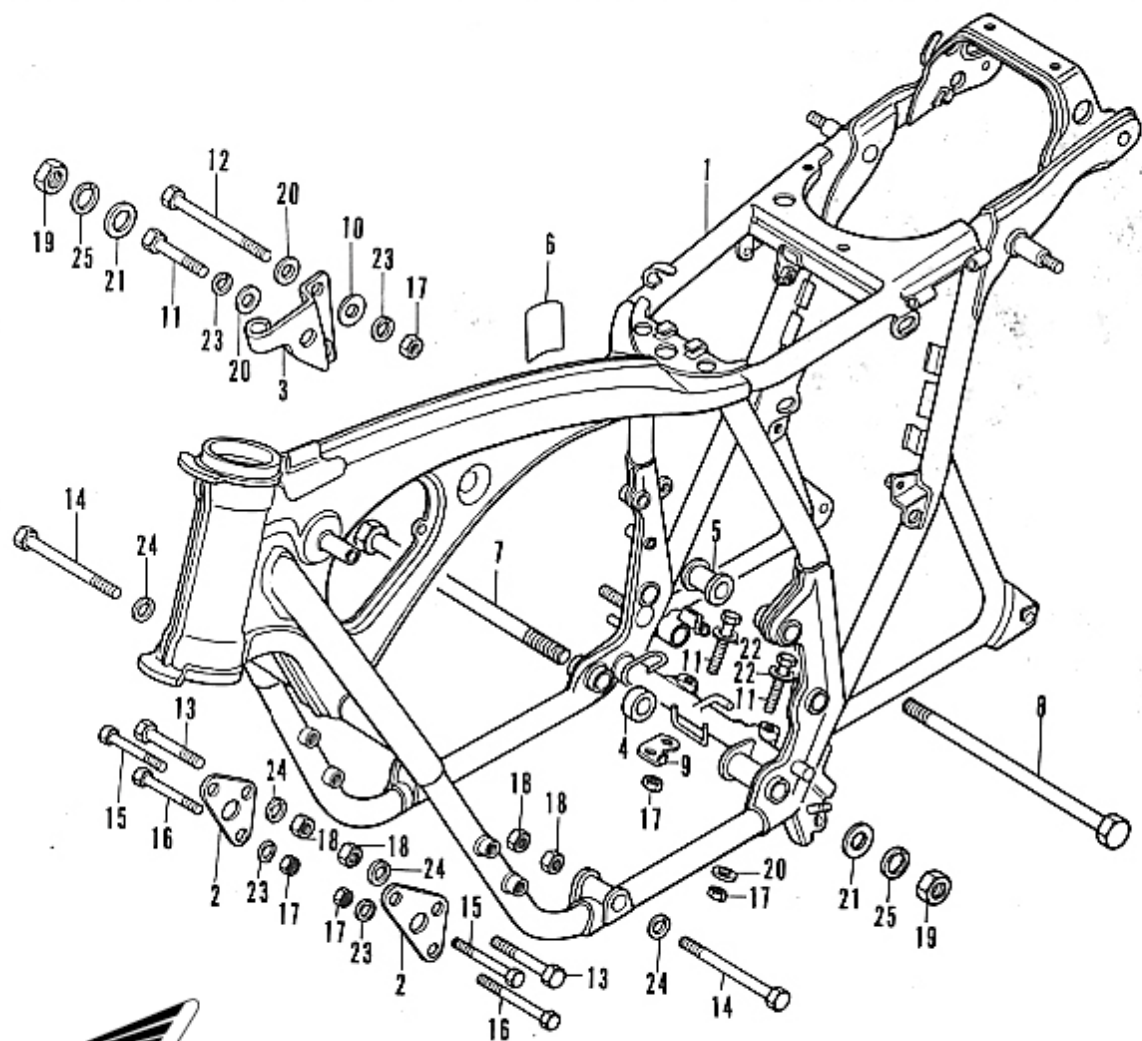
B390-40

**F-24 Wire Harness • Ignition Coil • Horn**

Ref. No.	Part No.	Description	Reqd. No. CB550F	Serial No.	Area code
21	93500-05020-0A	SCREW, PAN, 5X20	4		
22	94001-06000	NUT, HEX., 6MM	2		
23	94101-06000	WASHER, PLAIN, 6MM	8		
24	94111-05000	WASHER, SPRING, 5MM	4		
25	95014-61100	BAND A1, WIRE	7		
26	95014-61200	BAND A2, WIRE	4		
27	95014-61300	BAND A3, WIRE	1		



# F-25 Frame Body



B390-41

## F-25 Frame Body

Ref. No.	Part No.	Description	Reqd. No. CB550F	Serial No.	Area code
1	50100-390-6702A	BODY COMP., FRAME *NH-1*	1		
2	50351-323-010B	BRACKET, FRONT ENGINE HANGER	2		
3	50356-374-010	BRACKET, REAR ENGINE HANGER	1		
4	50357-323-010	COLLAR, RIGHT ENGINE UNDER SIDE	1		
5	50359-323-010	COLLAR, LEFT ENGINE UPPER	1		
6	87506-390-670	MARK, BATTERY CAUTION	1		
7	90107-390-000	BOLT, REAR ENGINE HANGER LOWER	1		
8	90108-323-000	BOLT, REAR ENGINE UPPER	1		
9	90514-323-000	WASHER, BATTERY BREATHER GUIDE	1		
10	90582-703-000	WASHER, 8MM	1		
11	92000-08040-0A	BOLT, HEX., 8X40	3		
12	92000-08100-0A	BOLT, HEX., 8X100	1		
13	92200-10050-0A	BOLT, HEX., 10X50	2		
14	92200-10080-0A	BOLT, HEX., 10X80	2		
15	93000-08050-0A	BOLT, HEX., 8X50	2		
16	93000-08055-0A	BOLT, HEX., 8X55	2		
17	94001-08000-0S	NUT, HEX., 8MM	7		
18	94030-10000	NUT, HEX., 10MM	4		
19	94030-12000	NUT, HEX., 12MM	2		
20	94101-08000	WASHER, PLAIN, 8MM	3		
21	94101-12000	WASHER, PLAIN, 12MM	2		
22	94102-08000	WASHER, PLAIN, 8MM	2		
23	94111-08000	WASHER, SPRING, 8MM	6		
24	94111-10000	WASHER, SPRING, 10MM	4		
25	94111-12000	WASHER, SPRING, 12MM	2		



Courtesy of

www.honda4fun.com



Honda4Fun

www.honda4fun.com

## PART NO. INDEX

Part No.	Block	Part No.	Block	Part No.	Block	Part No.	Block
11000		13000		14520-323-C00	E-3	16015-323-C04	E-16
11000-374-000	E-11	13011-374-004	E-4	14611-323-C00	E-3	16016-390-C04	E-16
11202-323-000	E-11	13021-374-000	E-4	14711-107-C20	E-3	16018-323-C04	E-16
11203-323-010	E-11	13031-374-000	E-4	14721-323-C05	E-3	16023-323-C04	E-16
11207-323-000	E-11	13041-374-000	E-4	14751-107-C10	E-3	16028-323-C04	E-16
11210-323-000	E-10	13051-374-000	E-4	14761-107-C10	E-3	16029-323-C04	E-16
11331-390-000	E-6	13101-374-000	E-4	14771-107-C20	E-3	16030-323-C04	E-16
11341-374-000	E-9	13102-374-000	E-4	14775-107-C00	E-3	16031-323-C04	E-16
11353-363-000	E-9	13103-374-000	E-4	14776-107-C10	E-3	16035-390-C04	E-16
11394-390-000	E-6	13104-374-000	E-4	14781-107-C20	E-3	16036-323-004	E-16
11398-323-000	E-10	13105-374-000	E-4			16100-390-004	E-16
11631-323-000	E-8	13111-286-000	E-4	15000		16101-390-004	E-16
11632-323-003	E-8	13203-323-000	E-12	15100-390-C03	E-9	16102-390-004	E-16
11633-323-003	E-8	13204-323-000	E-12	15140-300-C10	E-9	16103-390-004	E-16
11691-323-000	E-8	13205-323-000	E-12	15145-300-C00	E-9	16104-390-004	E-16
		13206-323-000	E-12	15150-300-C00	E-10	16111-323-004	E-16
12000		13207-323-000	E-12	15150-374-C00	E-10	16211-323-000	E-2
12021-323-300	E-2	13213-323-003	E-12	15150-374-C00	E-10	16290-323-000	E-16
12023-323-300	E-2	13214-300-000	E-12	15154-374-C00	E-10	16950-374-671	F-12
12100-374-000	E-4	13215-323-003	E-12	15155-323-C00	E-9	16951-374-671	F-12
12191-374-000	E-4	13216-323-003	E-12	15331-323-C03	E-9	16952-341-671	F-12
12200-374-000	E-2	13217-323-003	E-12	15332-300-C00	E-11		
12209-323-005	E-3	13218-323-003	E-12	15411-300-C10	E-10	17000	
12239-323-000	E-4	13300-323-000	E-12	15412-300-C24	E-10	17210-390-003	F-15
12241-323-000	E-2	13315-323-C00	E-12	15414-300-C00	E-10	17214-390-000	F-15
12242-323-000	E-2	13316-323-C00	E-12	15415-300-C00	E-10	17215-390-000	F-15
12251-374-C04	E-2	13317-323-C00	E-12	15420-300-C20	E-10	17216-323-020	F-15
12310-323-000	E-1	13318-323-C00	E-12	15473-300-300	E-10	17216-390-000	F-15
12320-374-000	E-1	13491-283-C00	E-14	15474-300-310	E-10	17220-390-000	F-15
12329-323-000	E-1	13492-283-C00	E-14	15477-300-300	E-10	17220-390-000	F-15
12330-323-000	E-1			15650-323-C00	E-6	17221-390-300	F-15
12335-323-000	E-1	14000		15772-292-C10	E-15	17233-390-003	F-15
12336-323-000	E-1			15772-551-C00	E-1	17240-390-000	F-15
12361-300-C00	E-1	14101-323-C00	E-3			17242-390-000	F-15
12391-323-000	E-1	14321-323-C00	E-3	16000		17247-303-000	F-14
12431-323-000	E-1	14401-323-C03	E-3	16010-323-C04	E-16	17255-323-000	F-15
12451-323-000	E-1	14431-324-C00	E-3	16011-329-C04	E-16	17256-323-000	E-2
		14451-323-C10	E-3	16012-390-C04	E-16	17310-323-000R	F-15
		14500-323-C00	E-3	16013-329-C04	E-16	17317-323-010	F-15
		14501-323-C00	E-3	16014-323-C04	E-16	17318-323-000	F-15
						17319-323-000	F-15





# PART NO. INDEX

Part No.	Block	Part No.	Block	Part No.	Block	Part No.	Block
17335-323-000	F-15	22401-374-000	E-7	24300-374-000	E-15	30000	
17350-374-003	F-15	22710-374-C10	E-6	24302-374-000	E-15		
17351-374-003	F-15	22815-374-000	E-6	24305-374-000	E-15	30200-323-C05	E-5
17352-374-003	F-15	22821-116-000	E-6	24421-230-000	E-15	30200-323-154	E-5
17353-374-003	F-15	22831-333-C10	E-6	24430-390-000	E-15	30201-300-015	E-5
17358-374-000	F-15	22850-333-000	E-7	24433-323-010	E-15	30201-300-154	E-5
17359-374-000	F-15	22870-374-000	F-1	24434-286-020	E-15	30203-300-C05	E-5
17526-390-000	F-12			24435-323-020	E-15	30203-300-154	E-5
17525-390-000ZA	F-12	23000		24440-390-000	E-15	30204-300-C05	E-5
17525-390-000ZB	F-12			24610-374-000	E-15	30204-300-154	E-5
17531-390-000ZA	F-12	23100-323-000	E-13	24641-292-000	E-15	30205-C03-C05	E-5
17611-283-010	F-12	23102-323-000	E-13	24651-286-000	E-15	30205-300-154	E-5
17613-286-000	F-12	23103-374-000	E-7	24700-350-000	F-17	30215-300-C05	E-5
17620-390-000	F-12	23105-323-000	E-7			30215-300-154	E-5
17631-329-000	F-12	23111-323-010	E-13	25000		30220-323-C05	E-5
17735-390-000	F-12	23114-323-000	E-13			30220-323-154	E-5
17738-390-000	F-12	23121-323-010	E-13	25100-374-003	E-14	30233-300-C00	E-5
17910-300-040	F-1	23131-323-003	E-13			30250-300-005	E-5
17920-323-000	F-1	23210-374-000	E-14	28000		30250-300-154	E-5
		23220-374-000	E-14			30370-323-C00	E-5
18000		23420-374-000	E-14	28101-323-C00	E-13	30372-300-300	E-5
		23431-374-000	E-14	28106-323-C00	E-13	30500-323-C23	F-24
18231-323-000	F-16	23441-286-020	E-14	28111-363-C00	E-13	30501-323-C03	F-24
18233-107-000	F-16	23450-350-000	E-14	28112-323-C00	E-13	30502-323-C03	F-24
18251-390-000	F-16	23461-286-030	E-14	28120-323-C00	E-13	30511-300-C00	F-24
18300-390-000	F-16	23471-286-010	E-14	28125-323-C00	E-13	30512-323-C00	F-24
18325-390-000	F-16	23480-350-000	E-14	28126-323-C00	E-13	30700-300-C10	F-24
18326-390-000	F-16	23491-374-000	E-14	28211-323-C00	E-14	30701-323-C13	F-24
18327-390-000	F-16	23801-300-C10	E-14	28215-216-C00	E-14		
18350-390-000	F-16	23811-292-000	E-14	28221-310-C10	E-14	31000	
		23931-323-004	E-14	28223-216-C00	E-14		
22000				28251-323-C00	E-14	31101-323-C05	E-8
		24000		28258-310-C10	E-14	31102-323-C25	E-8
22100-390-000	E-7			28261-323-C00	E-14	31103-323-C05	E-8
22116-390-300	E-7	24211-374-000	E-15	28293-250-C00	F-17	31200-323-C13	E-9
22120-390-000	E-7	24212-390-000	E-15	28300-390-C00	F-17	31201-292-158	E-9
22201-286-C10	E-7	24213-374-000	E-15	28311-329-C00	F-17	31204-292-158	E-9
22202-390-000	E-7	24261-283-000	E-14	28321-390-C00	F-17	31206-296-158	E-9
22321-374-000	E-7			28333-300-C00	F-17	31290-323-C00	E-9
22350-390-000	E-7	24261-374-000	E-15			31282-323-300	E-9
22360-390-000	E-7	24263-286-C00	E-15			31400-300-C35	F-14

## PART NO. INDEX

Part No.	Block	Part No.	Block	Part No.	Block	Part No.	Block
31403-300-C00	F-23	33405-377-671	F-22	35500-333-014	E-9	40543-390-000	F-10
31403-323-C00	F-14	33406-377-671	F-22	35752-323-000	E-9		F-11
31700-124-C03	F-14	33407-377-671	F-22	35753-323-000	E-9	40548-268-000	F-19
31700-333-008	F-14	33441-390-000	F-22	35850-375-000	F-14		
		33450-377-671	F-22	35856-286-010	F-14	41000	
32000		33455-377-671	F-22				
		33600-374-671	F-22	37000		41201-374-000	F-11
32100-390-000	F-24	33604-374-670	F-22			41211-323-000	F-11
32105-390-000	F-14	33605-374-671	F-22	37200-374-671	F-3	41231-323-020	F-11
32111-323-000	E-6	33606-374-670	F-22	37200-374-672	F-3	41242-323-000	F-11
	E-11	33607-374-670	F-22	37211-390-000	F-3	41243-323-000	F-11
	F-5	33609-374-670	F-22	37220-390-003	F-12		
32123-390-000	F-4	33650-374-671	F-22	37221-390-000	F-12	42000	
32171-323-000	F-24	33655-374-671	F-22	37235-323-700	F-3		
32200-390-670	F-24	33701-354-670	F-23	37236-323-700	F-3	42301-300-C10	F-11
32400-390-000	F-24	33702-341-671	F-23	37237-323-700	F-3	42311-390-C00	F-11
32401-323-000	F-14	33703-354-671	F-23	37238-323-700	F-3	42313-390-C00	F-10
32411-253-000	F-14	33708-341-671	F-23	37240-323-773	F-3	42601-323-C30	F-11
32412-323-000	F-14	33709-341-671	F-23	37240-323-774	F-3	42610-323-C00	F-11
32601-323-000	F-14	33711-323-000	F-23	37243-323-700	F-3	42620-323-C30	F-11
32700-390-000	F-3	33712-300-003	F-23	37244-307-670	F-3	42625-283-C00	F-11
32906-C28-000	E-1	33713-323-000	F-23	37246-323-700	F-3	42701-293-C03	F-11
32983-011-000	F-7	33741-340-670	F-2	37260-390-000	F-3	42711-375-671	F-11
32985-300-000	F-21	33743-375-000	F-2	37261-300-000	F-3	42712-300-C03	F-11
				37600-390-008	F-3	42713-268-C03	F-11
33000		34000					
				38000		43000	
33100-341-701	F-2	34902-259-000	F-3				
33101-300-673	F-2	34905-268-671	F-22	38100-300-023	F-24	43100-374-C00	F-10
33103-300-003	F-2	34906-313-671	F-22	38200-377-005	F-14	43102-319-C00	F-10
33107-300-003	F-2	34906-341-671	F-23	38300-292-670	F-14	43120-283-C00	F-10
33117-001-003	F-2			38306-107-670	F-14	43141-374-C00	F-10
33121-300-672	F-2	35000		38400-341-674	F-7	43145-374-C00	F-10
33125-292-670	F-2					43151-346-C00	F-10
33128-292-670	F-2	35010-377-670	F-3	40000		43411-374-C00	F-10
33130-341-701	F-2	35130-377-670	F-1			43431-286-C10	F-19
33153-300-671	F-2	35200-390-671	F-1	40510-390-000	F-19	43434-286-C00	F-10
33321-341-701	F-2	35350-292-003	F-17	40513-310-000	F-6	43451-323-C10	F-17
33400-377-671	F-22	35350-300-016	F-5	40514-310-000	F-6		
33401-377-671	F-22	35357-011-000	F-17	40530-341-305	F-19		
33402-377-671	F-22	35360-341-000	F-1	40531-341-305	F-19		

**PART NO. INDEX**

Part No.	Block	Part No.	Block	Part No.	Block	Part No.	Block
44000		45117-300-020	F-8	50332-323-000	F-14	51521-375-000	F-7
44301-300-C00	F-9	45119-300-020	F-8	50351-323-010B	F-25	51501-323-000	F-7
44311-300-C00	F-9	45120-323-020	F-9	50356-374-010	F-25	51602-390-000	F-7
44601-300-040	F-9	45125-300-003	F-5	50357-323-010	F-25	51606-390-000	F-7
44606-283-C00	F-9	45126-390-003	F-5	50359-323-010	F-25	51611-300-000	F-7
	F-11	45127-323-000	F-5	50400-323-000	F-24	51622-390-000	F-7
44606-300-C03	F-9	45128-323-020	F-8	50462-323-000	F-24		
44607-283-C00	F-9	45134-250-000	F-10	50500-390-300	F-18	52000	
	F-11	45140-323-670	F-8	50523-300-010	F-18		
44607-300-C03	F-9	45146-300-000	F-5	50526-300-000	F-18	52108-457-300	F-19
44608-283-C00	F-9	45224-579-013	F-8	50540-390-000	F-18	52110-390-000ZA	F-19
	F-11	45225-579-013	F-8	50548-356-700	F-18	52141-390-000	F-19
44609-283-C00	F-9	45451-283-000	F-6	50549-356-700	F-18	52144-362-000	F-19
	F-11	45465-341-700	F-1	50603-033-000	F-18	52400-390-003	F-20
44620-300-C20	F-9	45500-369-671	F-5	50615-390-000	F-18	52401-323-000	F-20
44641-375-C00	F-9	45513-341-771	F-5	50616-390-000	F-18	52403-312-000	F-20
44642-300-C20	F-9	45517-300-003	F-5	50617-283-000	F-18	52410-390-003	F-20
44643-300-C00	F-9	45520-300-000	F-5	50619-375-000	F-18	52421-300-000XM	F-20
44701-300-C13	F-9	45521-300-010	F-5	50620-377-000	F-18	52422-390-003	F-20
44711-375-671	F-9	45522-300-010	F-5	50630-390-000	F-18	52424-331-003	F-20
44712-300-C03	F-9	45526-341-000	F-5	50640-390-000	F-18	52458-329-000	F-20
44713-300-003	F-9	45527-300-000	F-5	50641-350-000	F-18	52459-312-003	F-20
44800-323-C00	F-9	45530-377-305	F-5	50642-390-000	F-18	52484-292-000	F-20
44830-390-C00	F-3			50661-369-000	F-18	52517-358-771	F-20
44831-323-C00	F-3	46000		50710-377-000	F-18		
		46500-350-000	F-17	50711-374-670	F-18	53000	
45000		46514-390-000	F-17	50712-374-670	F-18		
		46515-390-000	F-17	50712-377-000	F-18	53100-390-000	F-4
				50715-377-000	F-18	53124-250-000	F-4
45100-390-C03	F-8					53141-300-010	F-1
45101-323-C13	F-8	50000		51000		53165-342-670	F-1
45102-323-C03	F-8					53166-342-670	F-1
45104-317-700	F-8	50100-390-670ZA	F-25	51400-390-003	F-7	53170-369-003	F-5
45105-390-C03	F-8	50107-390-000	F-24	51401-390-003	F-7	53190-369-700	F-1
45105-390-C06	F-8	50157-390-000	F-17	51410-390-003	F-7	53192-268-000	F-1
45106-390-C03	F-8	50223-323-010	F-13	51421-375-000	F-7	53200-390-000ZA	F-4
45106-390-C06	F-8	50301-268-305	F-4	51430-390-003	F-7	53211-268-305	F-4
45107-323-C20	F-8	50302-268-305	F-4	51432-390-003	F-7	53212-250-305	F-4
45108-300-C03	F-8	50325-323-040	F-14	51437-329-010	F-7	53215-250-000	F-4
45115-390-000	F-8	50330-390-000	F-14	51466-375-000	F-7	53220-266-000	F-4
45116-323-020	F-8	50331-323-000	F-14	51500-390-003	F-7	53230-390-000	F-4

Courtesy of

www.honda4fun.com

Honda4Fun

www.honda4fun.com

## PART NO. INDEX

Part No.	Block	Part No.	Block	Part No.	Block	Part No.	Block
53235-300-000	F-4	83000		90000		90354-268-000	F-19
61000		83551-300-C00	F-13	90011-323-000	E-11	90425-300-000	E-1
61100-390-670	F-6	83600-390-C00ZA	F-14	90012-300-000	E-3	90433-283-000	E-13
61301-375-003B	F-2	83600-390-C00ZB	F-14	90014-333-000	E-8	90442-035-000	E-3
61302-300-000	F-2	83619-323-C00	F-14	90015-286-000	E-15	90451-216-000	E-14
61303-336-C00	F-2	83621-333-C00	F-24	90033-323-000	E-11	90451-286-000	E-14
61304-292-C00	F-2	83700-390-C00ZA	F-14	90034-323-000	E-11	90451-292-000	E-1
61309-303-610	F-15	83700-390-C00ZB	F-14	90043-323-300	E-2	90452-323-000	E-2
77000		84000		90044-323-300	E-2	90453-286-003	E-14
77103-313-C00	F-13	84100-390-C00	F-21	90081-246-000	E-3	90454-200-000	E-14
77200-390-C00	F-13	84701-341-670XW	F-23	90084-323-000	E-11	90455-374-000	E-7
77201-323-C00	F-13	84705-310-C00	F-15	90088-612-000	F-24	90456-323-000	E-13
77202-390-C00	F-13	84706-286-C00	F-14	90107-390-000	F-25	90457-500-000	E-14
77204-286-C20	F-13	84706-286-C00	F-18	90108-283-000	F-18	90458-292-000	E-14
77204-292-C00	F-13	84706-378-C00	F-23	90108-323-000	F-25	90458-323-010	E-7
77204-312-C00	F-13	87000		90114-268-020	F-1	90459-323-010	E-7
77220-340-C11	F-13	87121-390-C00	F-12	90114-300-000	F-5	90461-286-000	E-14
77222-340-C01	F-13	87122-390-C00	F-12	90116-283-010	F-7	90462-323-000	E-14
77229-340-C01	F-13	87124-390-C00	F-14	90119-283-000	F-10	90471-333-000	E-6
77230-377-C03	F-13	87311-516-C00	F-12	90120-377-000	F-11	90481-250-000	E-3
77250-342-300	F-13	87504-028-670	F-19	90121-390-000	F-2	90485-001-000	E-1
77251-342-C00	F-13	87505-390-670	F-21	90122-300-020	F-19	90485-025-000	E-2
77270-390-C00	F-13	87506-390-670	F-25	90123-300-000	F-9	90501-310-000	E-11
80000		87560-375-680A	F-12	90125-323-000	F-7	90503-283-000	F-1
80100-323-670XW	F-21	88000		90125-323-000	F-11	90503-283-000	F-4
80101-283-C00	F-23	88100-333-004	F-1	90127-323-000	F-10	90512-300-000	F-21
80101-390-C00	F-21	88120-333-004	F-1	90133-286-000	F-19	90514-323-000	F-25
80102-323-C00	F-3	89000		90145-300-000	F-5	90514-700-000	F-13
80105-061-C00	F-14	89000		90162-292-000	F-23	90523-292-000	F-10
80109-061-C00	F-3	89000		90165-323-000	F-8	90524-030-000	F-10
	F-14	89000		90192-377-671	F-22	90524-323-000	F-11
	F-22	89000		90203-611-000	F-13	90526-268-000	F-19
		89000		90206-250-000	E-3	90532-323-000	E-9
		89000		90236-300-000	E-2	90543-273-000	F-7
		89000		90305-300-000	F-9	90544-283-000	F-7
		89000		90306-268-000	F-10	90545-300-000	F-5
		89000		90307-283-000	F-10	90545-323-700	F-3
		89000		90309-315-000	F-11	90555-283-000	F-4
		89000		90321-292-000	F-20	90555-700-000	E-13
		89000			F-1	90561-098-950	F-3

Courtesy of

Honda4Fun

www.hondafour.com

www.honda4fun.com

## PART NO. INDEX

Part No.	Block	Part No.	Block	Part No.	Block	Part No.	Block
90591-342-000	F-23	91302-250-C10	E-9		F-24	93500-C3D08-0H	F-22
90581-7C1-000	F-14	91302-300-C00	F-9	92000-0602E	F-5	93500-C3010-0A	E-16
90582-7C3-000	F-25	91304-286-C00	E-4		F-18	93500-C3012-3B	F-2
90601-916-000	F-24	91305-323-C00	E-3		F-21	93500-04010-0A	E-16
90602-259-010	E-13	91306-703-C00	E-14	92000-06035	F-17	93500-04020-0A	F-15
	E-14	91309-035-C00	E-1	92000-C604C	E-1	93500-04055-0B	F-23
90753-283-000	F-11		E-4		F-15	93500-C5006-0A	E-2
90899-323-610	F-21	91309-300-C00	E-9	92000-06045	E-1	93500-C5006-0G	F-3
		91315-044-C00	E-9	92000-0605C	E-1	93500-C5012-0A	E-5
91000			E-11	92000-09016-0A	F-16		E-16
		91316-300-C05	E-10	92000-08020-0A	F-4	93500-05016-0A	E-16
91001-916-008	E-13	91318-300-C13	E-2	92000-09028-0A	F-17	93500-C5016-0B	F-2
91002-283-003	E-14	91319-300-C00	E-11	92000-0904C-0A	F-25	93500-C5020-0A	E-2
91002-296-008	E-14	91319-323-C00	E-1	92000-09065-0A	F-14		F-3
91007-323-000	E-13	91354-702-C00	E-6	92000-0910C-0A	F-25		F-24
91009-374-003	E-15			92000-10032-0A	F-18	93500-C5025-0A	F-1
91022-374-003	E-14			92000-10035-0A	F-4	93500-C5032-0A	F-1
91101-259-000	E-13	92000			F-18	93500-06012	E-9
91103-374-003	E-14			92020-0602C	E-15		E-16
91201-252-003	E-15	92000-05025-0A	F-23	92020-C6022	E-7	93500-06016	E-1
91201-300-003	E-12	92000-0601C	F-7	92025-06025	F-16		E-8
91201-323-005	E-12	92000-06012-02	E-9	92200-06032	E-15		F-14
91202-216-000	E-15	92500-06012	E-13	92200-08035-0A	F-6	93500-06018	F-18
91204-266-003	E-6		E-14	92200-10050-0A	F-25	93500-06020	E-1
91204-286-005	E-6		F-13	92200-10080-0A	F-25		E-9
91205-283-010	E-14		F-15	92700-08050-3C	F-7	93500-06025	E-1
91206-333-003	E-6		F-24	92800-12000	E-10	93500-06028	E-8
91207-374-000	E-14	92000-06014	E-13			93500-06032	E-6
91211-296-003	E-14		E-16				E-8
91252-300-003	F-9		F-19	93000			E-9
91255-300-033	F-7	92000-060	E-9			93500-06035	E-9
91259-323-000	F-8		F-13	93000-06035-02	F-22	93500-C6040	E-1
91261-323-000	F-11		F-15	93000-C8050-0A	F-25	93500-06055	E-9
91262-323-000	F-11	92000-0602	E-15	93000-08055-0A	F-25	93500-06065	E-8
91301-200-000	E-2		F-6	93000-08056-0B	F-4	93500-06075	E-6
91301-268-020	E-9		F-10	93000-08074-0B	F-4	93500-06080	E-6
91301-323-000	E-4		F-14	93000-08080-0B	F-21	93600-06016-07	F-13
91301-7C4-000	E-6		F-17	93000-10032-0A	F-20	93600-06016	E-16
91302-CC1-020	E-1	92000-06025-02	F-5	93100-08040-0B	F-4	93600-06018	E-13
91302-CC1-C20	E-2	92000-06025	F-8	93200-08028-0A	F-17	93700-05015-0A	F-9
91302-028-C00	E-10		F-15	93300-06012-08	F-3	93700-06010-02	E-1

Courtesy of

www.honda4fun.com



Honda4Fun

www.honda4fun.com

## PART NO. INDEX

Part No.	Block	Part No.	Block	Part No.	Block	Part No.	Block
93700-06025-02	F-22	94101-C5000	E-5		F-2	94302-1016C	E-2
93700-06032	E-5	94101-C5700	F-3		F-3		E-11
939C1-25080	F-13	94101-C6000	E-2		F-24	94303-0814C	E-13
939C1-25310	E-11		E-6	94111-0600C	E-9	94305-40163	F-18
939C1-26110	E-11		E-9		E-16	94510-1200C	E-14
939C2-24280	F-3		F-5		F-3	94510-1800C	E-14
			F-8		F-5	94510-2000C	E-7
94000			F-13		F-8	94510-2515C	E-7
			F-14		F-12	94510-3000C	E-11
94001-C5000-0S	E-16		F-15		F-13	94601-1500C	E-4
94001-C6000	E-2		F-18		F-15	94609-5000C	F-7
	E-3		F-19		F-16		
	E-6		F-21		F-19	95000	
	F-1		F-22	94111-0670C	F-3		
	F-8		F-24	94111-06800	F-14	95001-3533C-40	E-16
	F-12	94101-06200	E-9	94111-0900C	F-3	95001-5517C-40	E-16
	F-13	94101-06700	F-3		F-7	95001-55280-40	E-16
	F-16	94101-C5000	F-3		F-8	95001-55510-40	F-12
	F-22		F-7		F-16	95002-02070	E-16
	F-24		F-8		F-25	95002-02100	E-16
94001-C6070	F-3		F-14	94111-1000C	F-2		F-12
94001-C8000-0S	F-3		F-18		F-18	95002-70000	E-10
	F-9		F-19		F-19	95005-12420-20	E-1
	F-10		F-25		F-25	95011-40000	F-17
	F-14	94101-C8200	F-21	94111-1200C	F-18	95011-61000	F-16
	F-19		F-23		F-25	95012-17000	F-14
	F-25	94101-10200	F-2	94201-1615C	F-17	95014-22200	F-4
94001-C8020-0S	F-4		F-20		F-18	95014-41000	F-7
94001-10000-0S	F-18	94101-12000	F-18	94201-1622C	F-8	95014-61100	F-24
94002-C6000	F-5		F-25	94201-2015C	E-6	95014-61200	F-24
	F-17	94102-C9000	F-4	94201-2018C	F-19	95014-61300	F-24
94002-C6080	F-14		F-25	94201-2520C	F-10	95014-71702	F-18
94002-10000-0S	F-18	94102-1000C	F-4	94201-2525C	F-18	95014-72402	F-18
	F-20		F-8	94201-4030C	F-10	95014-73300	F-17
94021-C6020	F-3		F-18	94251-0500C	F-2	95015-32001	F-17
94030-C6000	F-7	94108-1500C	F-9	94251-0600C	F-13	95015-42000	F-17
94030-10000	F-11	94109-1200C	E-10	94251-C800C	F-10	95015-52000	F-17
	F-25	94111-C300C	E-16	94301-0814C	E-6	95015-83000	F-18
94030-12000	F-18	94111-C400C	E-16		E-8	95020-11300	F-4
	F-25	94111-C500C	E-16	94301-1218C	E-4	95700-06022	E-3
94101-C4000	F-2		F-1	94302-0610C	E-9	95700-06032	E-1



PART NO. INDEX

Part No.	Block	Part No.	Block	* Part No.	Block	Part No.	Block
	E-2	99002-13500	F-13				
	E-10	99003-10000	F-13				
	E-11	99003-20000	F-13				
95700-06040	E-11	99003-30000	F-13				
95700-06050	E-11	99003-40000	F-13				
95700-06055	E-5	99003-50000	F-13				
	E-9	99005-C2000	F-13				
	E-11	99006-12000	F-13				
95700-06065	E-1	99006-26000	F-13				
	E-2	99007-45000	F-13				
95700-06100	E-11	99124-C76-03800	E-16				
95700-06105	E-11	99202-50109-80	E-16				
95700-08100	E-11						
96000							
96100-62050	E-13						
96140-63020-10	F-9						
96140-63040-10	F-11						
96140-63050-10	F-11						
96201-80000	F-19						
96211-09000	F-4						
	F-17						
97000							
97285-69135-10	F-11						
97686-69134-10	F-11						
98000							
98069-57711	E-2						
98069-57723	E-2						
98200-20700	F-14						
98200-21500	F-14						
98202-22250	F-14						
99000							
99001-10120	F-13						
99001-14170	F-13						



PRINTED IN JAPAN